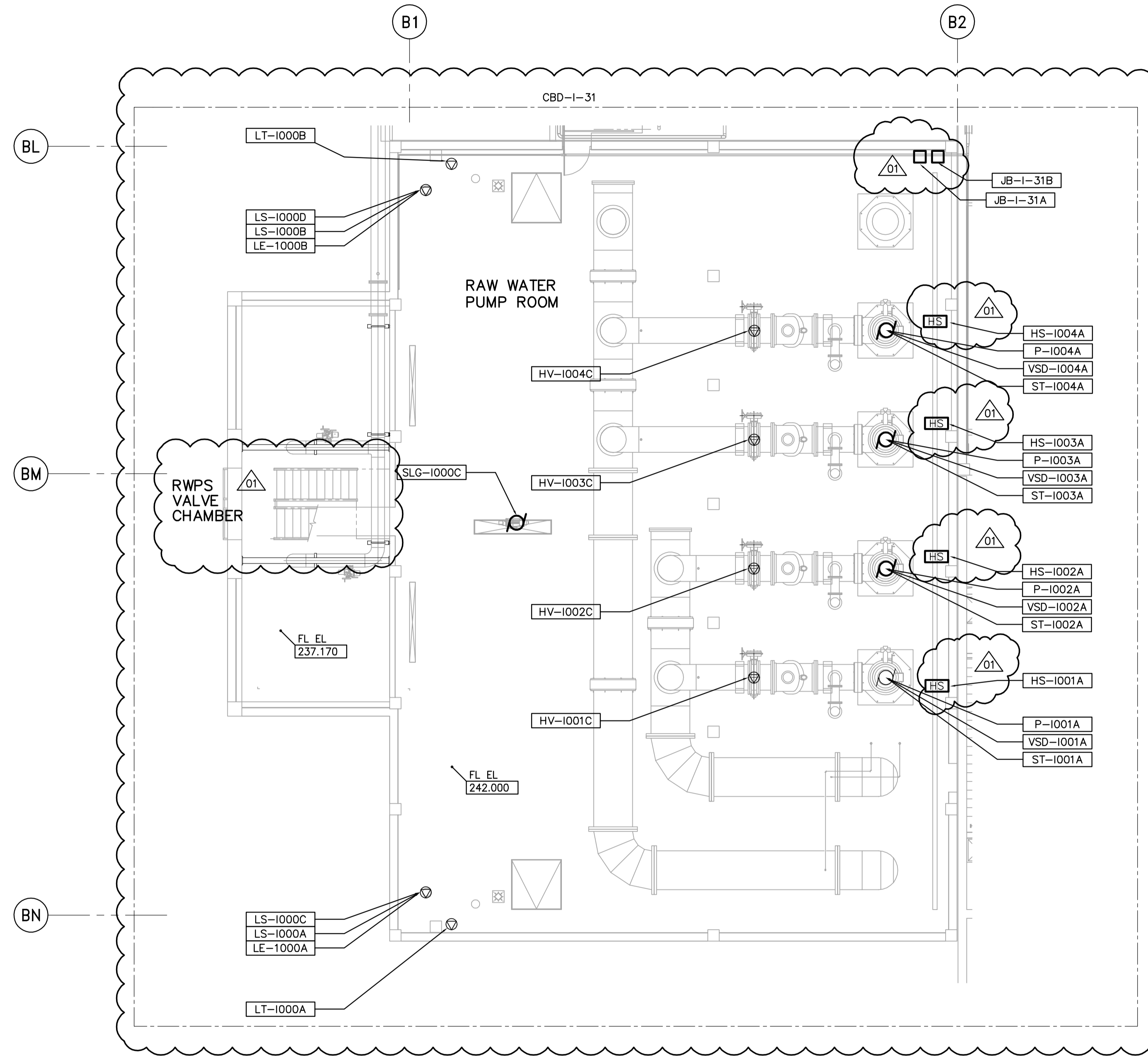
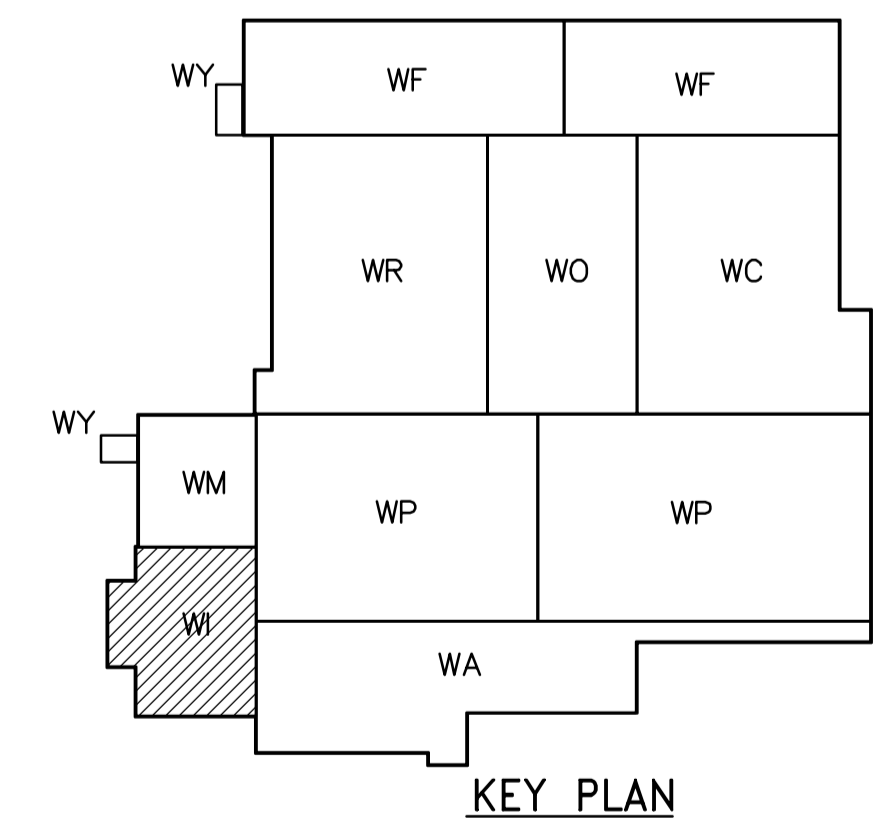


NOTES:

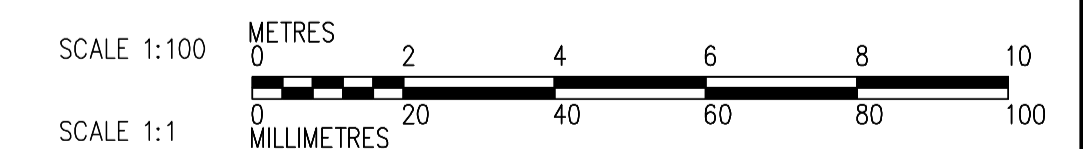
1. SEE SWGR 1A, 1B SINGLE LINE DIAGRAMS FOR 600V POWER DISTRIBUTION TO PUMPS
2. SEE MCC 1A, 1B SINGLE LINE DIAGRAM FOR ALL OTHER 600V POWER DISTRIBUTION



THIRD FLOOR PROCESS PLAN
1:100



KEY PLAN



<p>APEGN Certificate of Authorization CH2M HILL Canada Ltd. No. 1441 Expiry: April 30, 2007</p>	B.M. ELEV.	<p>Frederickson Cooper ARCHITECTS</p>	<p>EarthTech A Tyco International Ltd. Company</p>	ENGINEER'S SEAL	<p>THE CITY OF WINNIPEG WATER AND WASTE DEPARTMENT ENGINEERING DIVISION</p>
				DESIGNED BY LL	
		DRAWN BY TL	APPROVED BY AHL	2006/03/29	
		SCALE: 1:100	RELEASED FOR CONSTRUCTION BY: R. SOROKOWSKI	CONSULTANT DRAWING NO. WI-E0132	
	NO. REVISIONS	DATE BY	DATE 2005/07/13	DATE 2006/03/29	<p>WATER TREATMENT PLANT INLET WORKS AND RAW WATER PUMPING MECHANICAL AND ELECTRICAL</p>
					<p>ELECTRICAL RAW WATER PUMP STATION AREA THIRD FLOOR PROCESS PLAN</p>
					<p>CITY FILE NUMBER SHEET OF CITY DRAWING NUMBER 1-06011-A-E0132-001-01D</p>