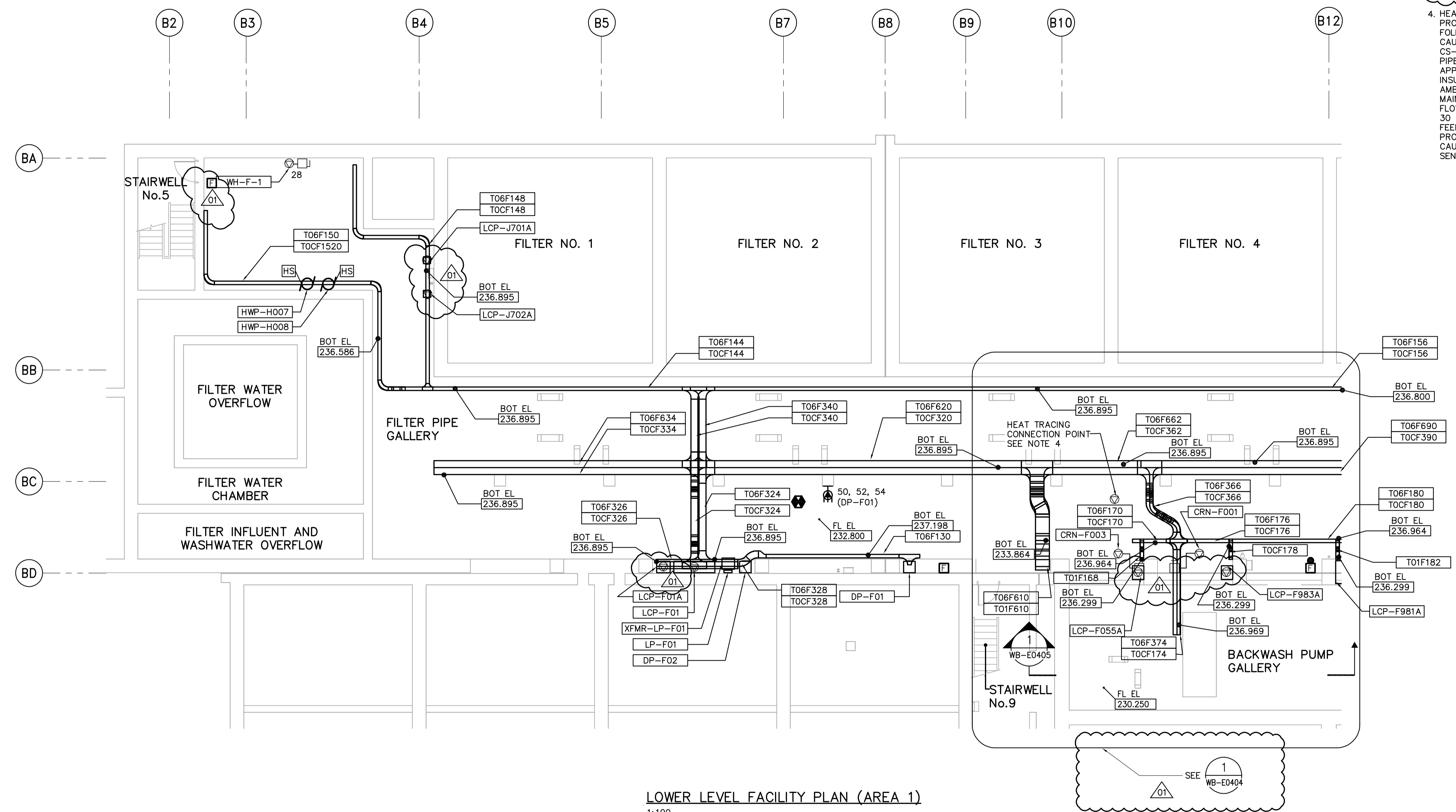
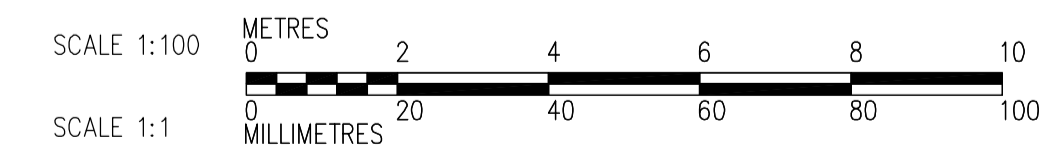
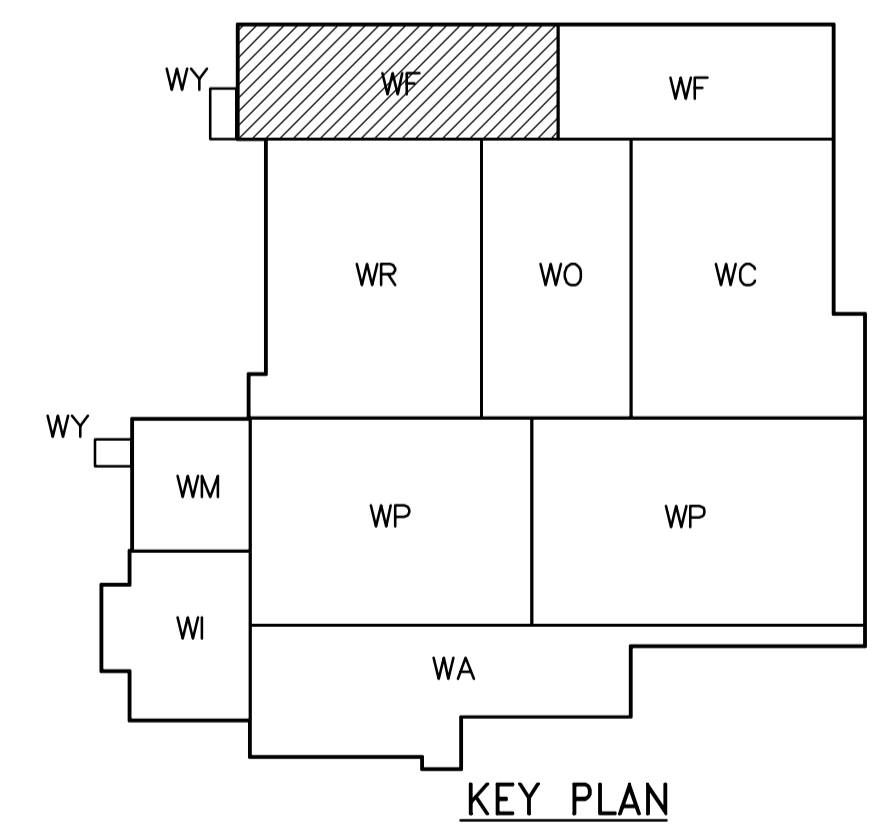


- NOTES:**
- SEE MCC #1A & #1B SINGLE LINE DIAGRAM AND DP-F01, AND DP-F02 POWER DISTRIBUTION FOR 600V POWER REQUIREMENT.
 - ALL 120 AND 208 V LOADS ARE FED FROM LP-F01.
 - PROVIDE STAIRWELL SMOKE DETECTORS AS SHOWN ON FIRE PROTECTION DRAWINGS
 - HEAT TRACING FOR CAUSTIC SODA FEED LINE. PROVIDE HEAT TRACING FOR THE CAUSTIC SODA PIPE FOR THE FOLLOWING REQUIREMENT.
CAUSTIC SODA PIPE IS IDENTIFIED ON DRAWING WF-M0111 WITH TAG CS-050 AT GRID LINE B3, B4xBA.
PIPE MATERIAL - 50 mm CARBON STEEL.
APPROXIMATE LENGTH - 125 METERS.
INSULATION - 40 mm FIBREGLASS
AMBIENT TEMPERATURE - 10 DEGREE CENTIGRADE
MAINTAINED TEMPERATURE 25 DEGREE CENTIGRADE
FLOW THROUGH MEDIA TEMPERATURE 25 DEGREE CENTIGRADE.
30 A, 2 POLE BREAKERS ARE ALLOCATED ON LP-F01 FOR POWER FEED TO HEAT TRACING.
PROVIDE NECESSARY CONTROLS TO MAINTAIN TEMPERATURE OF CAUSTIC SODA AT 25 DEGREE CENTIGRADE.
SEND ALARM TO LCP-F01 AND LCP-F02 WHEN HEAT TRACING FAIL.



FOR CABLE TRAY TAGGING SEE DETAIL 3 WB-E0455

LOWER LEVEL FACILITY PLAN (AREA 1)
1:100



<p>APEGN Certificate of Authorization CH2M HILL Canada Ltd. No. 1441 Expiry: April 30, 2007</p>	<p>Frederickson Cooper ARCHITECTS</p>	<p>EarthTech A Tyco International Ltd. Company</p>	ENGINEER'S SEAL	<p>THE CITY OF WINNIPEG WATER AND WASTE DEPARTMENT ENGINEERING DIVISION</p>																
			DESIGNED BY JT		CHECKED BY ND	ORIGINAL SIGNED BY L.D. LLEWELLYN														
			DRAWN BY KJ		APPROVED BY AHL	2006/03/29														
			SCALE: 1:100		RELEASED FOR CONSTRUCTION BY: R. SOROKOWSKI	CONSULTANT DRAWING NO. WF-E0101														
<table border="1"> <thead> <tr> <th>NO.</th> <th>REVISIONS</th> <th>DATE</th> <th>BY</th> </tr> </thead> <tbody> <tr> <td>01</td> <td>742-2005 ADDENDUM 3</td> <td>06/05/05</td> <td>LL</td> </tr> <tr> <td>00</td> <td>ISSUED FOR TENDER</td> <td>06/03/29</td> <td>LL</td> </tr> </tbody> </table>			NO.	REVISIONS	DATE	BY	01	742-2005 ADDENDUM 3	06/05/05	LL	00	ISSUED FOR TENDER	06/03/29	LL	<table border="1"> <tr> <td>DATE</td> <td>2005/07/13</td> <td>DATE</td> <td>2006/03/29</td> </tr> </table>		DATE	2005/07/13	DATE	2006/03/29
NO.	REVISIONS	DATE	BY																	
01	742-2005 ADDENDUM 3	06/05/05	LL																	
00	ISSUED FOR TENDER	06/03/29	LL																	
DATE	2005/07/13	DATE	2006/03/29																	
<p>WATER TREATMENT PLANT FILTRATION MECHANICAL AND ELECTRICAL</p>			<p>ELECTRICAL FILTRATION AREA 1 LOWER LEVEL FACILITY PLAN</p>																	
<p>CITY FILE NUMBER</p>			<p>SHEET OF</p>																	
<p>CITY DRAWING NUMBER</p>			<p>1-0601F-A-E0101-001-01D</p>																	