

ELECTRICAL

When is an electrical permit required?

An electrical permit must be obtained from the City of Winnipeg Planning, Property and Development Department, Unit 31-30 Fort Street, prior to the construction, alteration, repair, or extension of any electrical installation.

Who may obtain an electrical permit for wiring in a residence?

An electrical permit can be issued only to:

- 1) a person who holds an Electrical Contractor's License from the City of Winnipeg authorizing that person to carry out business or trade in the City of Winnipeg: **OR**
- 2) the owner of the detached single family dwelling who is also the **occupant**. The owner **personally** must do the work. The permit would be issued to the owner provided the Manager of Development and Inspections is confident the work will be performed competently.

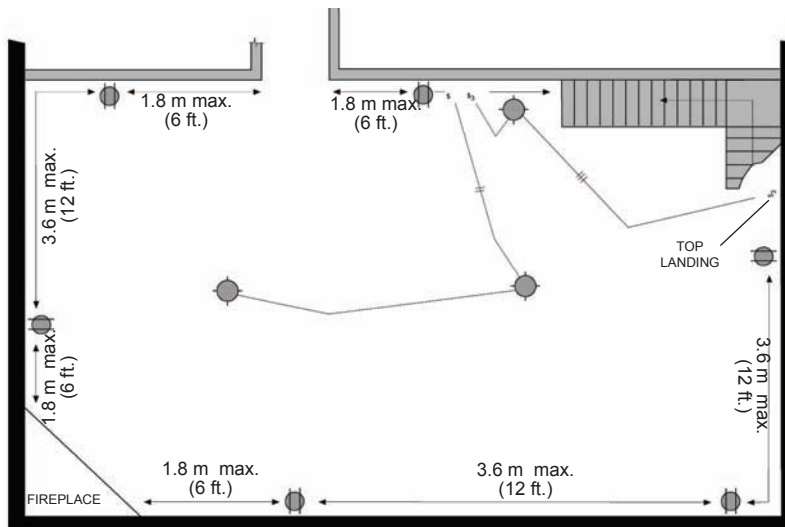
What information is required to make the application for an electrical permit?

To obtain an electrical permit, the applicant must present a wiring diagram for the proposed installation indicating the location of receptacles, lights, switches, and all other equipment to be installed. An example of a typical electrical diagram for wiring in a recreation room is shown above right.

Is there other information available on the regulations for electrical installations?

Yes! A booklet with information for homeowners called "**Electrical Installations**" has been written to provide homeowners with an outline of some of the electrical regulations applying to finished rooms and additions. The booklet also provides information on the extent to which the electrical work must be completed prior to requesting an inspection. It is recommended that the applicable sections of the booklet be reviewed prior to commencing the project.

WIRING DIAGRAM FOR TYPICAL REC-ROOM



SYMBOL LEGEND

- Lighting Outlet
- Receptacle
- \$ - Single Pole Switch
- \$₃ - 3-Way Switch
- ⊗ Three Conductor
- ⊗ Two Conductor
- ⊗_A 120V Smoke Alarm

NOTE: All electrical wiring must be inspected **prior** to covering with insulation or wallboard.

PLUMBING

When is a plumbing permit required?

A plumbing permit must be obtained from the City of Winnipeg Planning, Property and Development Department, Unit 31-30 Fort Street, whenever:

- 1) a plumbing system is constructed, extended, altered, renewed or repaired, and
- 2) when water supply lines within a building are replaced.

Note: Lead free solder is required for all drinking water supply lines.

Who may obtain a plumbing permit?

A plumbing permit can be issued only to:

- 1) a person who holds a Plumbing Contractor's License from the City of Winnipeg authorizing that person to carry out business or trade in the City of Winnipeg: **OR**
- 2) the owner of the detached single family dwelling who is also the **occupant**. The owner **personally** must do the work. The permit would be issued to the owner provided the Manager of Development and Inspections is confident the work will be performed competently.

What information is required to make the application for a plumbing permit?

To obtain a plumbing permit, the homeowner must present a plumbing diagram for the proposed installation with the following details:

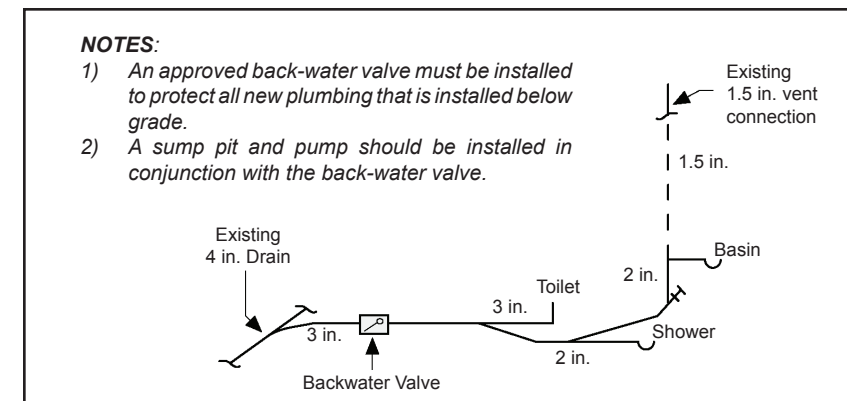
- 1) the diagram must have a view from the side;
- 2) be drawn as single line;
- 3) show the drain and vent pipe sizes;
- 4) show the location of each fixture.

An example of a typical plumbing diagram is shown bottom left.

Is there other information available on the regulations for plumbing installations?

Yes! A booklet with information for homeowners called "**Plumbing Installations**" has been written to provide homeowners with some of the more common plumbing regulations and to provide information on the extent to which the plumbing work must be completed prior to requesting an inspection. It is recommended that the booklet be reviewed prior to commencing the project.

PLUMBING INSTALLATION IN BASEMENT



NOTES:

- 1) An approved back-water valve must be installed to protect all new plumbing that is installed below grade.
- 2) A sump pit and pump should be installed in conjunction with the back-water valve.

INSPECTION

Who enforces all of these requirements?

The Housing Inspections Branch of the City of Winnipeg Planning, Property and Development Department is assigned the responsibility of monitoring construction for compliance with the various Building Codes and By-laws. This monitoring is carried out by means of the permit approval process and periodic site inspections.

The ultimate responsibility for compliance rests with the owner and/or contractor.

When do I contact someone for inspection of the work?

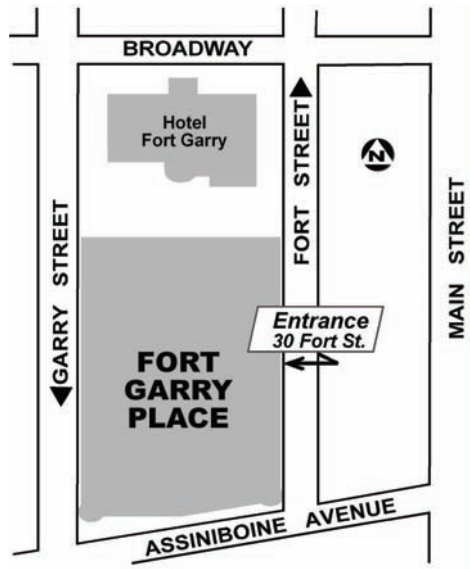
You should notify your inspector upon completion of the work but prior to covering with drywall or other interior finishes.

Contact the inspector on the day that you require an inspection. The telephone number for the inspectors is 204-986-5300. Call between 8:30 a.m. to 9:30 a.m. Monday to Friday

In-Person Customer Service Hours are:

Tuesday to Friday 8:30 am to 4:30 pm - All Zoning, Permits and Plan Examination services are available at Unit 31 – 30 Fort Street.

Mondays 8:30 am to 4:30 pm are reserved for telephone inquiries and completed application drop-offs. This enables Zoning and Permits staff to process building and development applications received throughout the week.



For more information contact:

Plan Examination Branch
PH: 204-986-5268
FAX: 204-986-6347

or



Winnipeg
at your service.

City of Winnipeg
Planning, Property and Development
Unit 31 - 30 Fort Street
WINNIPEG, Manitoba
R3C 4X7

www.winnipeg.ca/ppd



PLANNING, PROPERTY
AND DEVELOPMENT
DEPARTMENT

Electrical and Plumbing Permits

**For new Single Family
Dwellings, Additions and
Recreation Rooms**

