









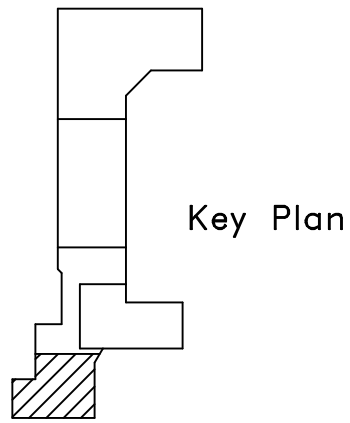
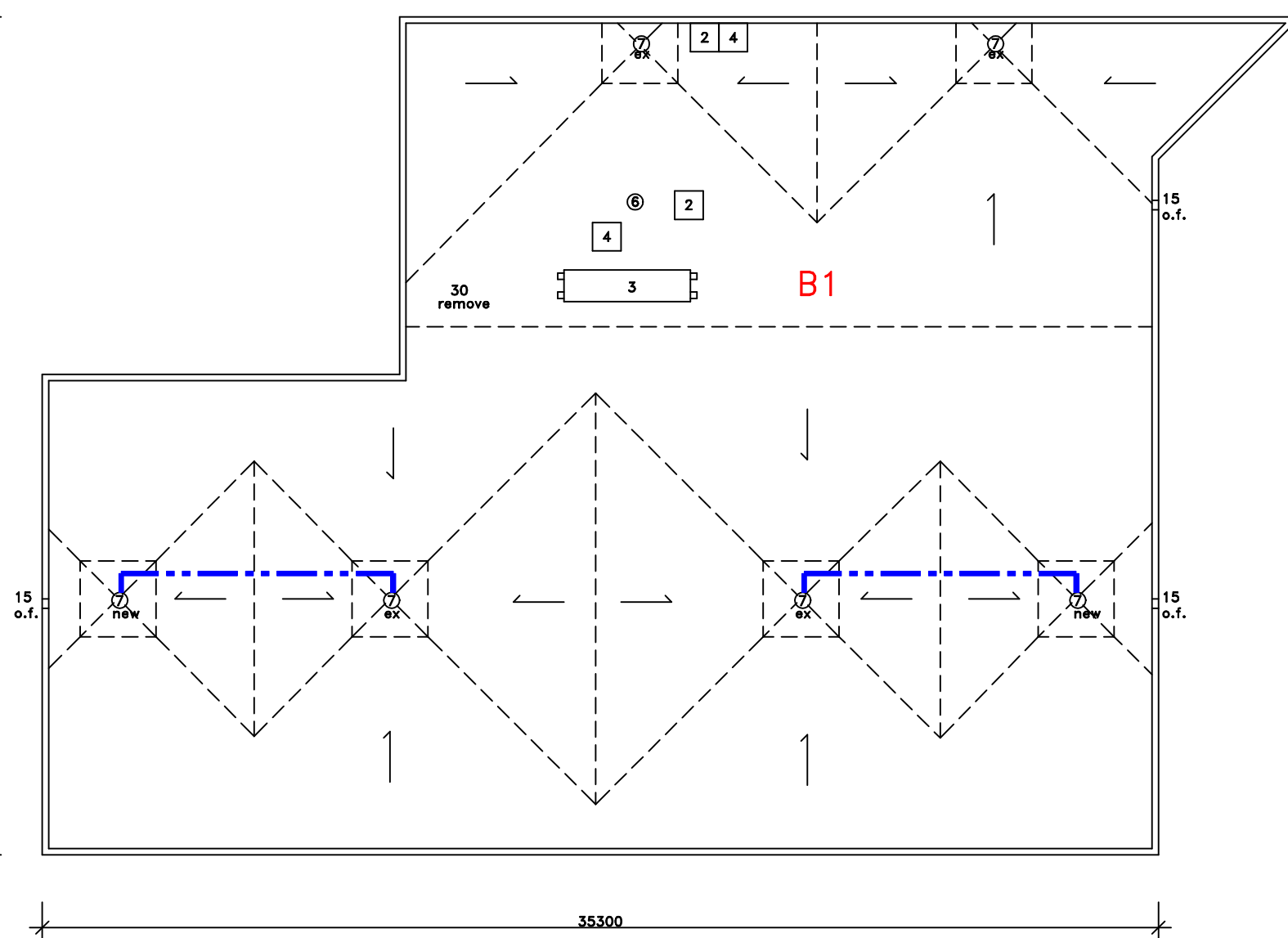
GRAPHIC LEGEND

- Parapet 
- Gravel stop 
- Gas line 
- Control joint 
- Expansion joint 
- New insulated drain pipe 
- Photo vantage point 
- Area Label 
area
no. of stories

⊠ = attic vent X = leak

KEYNOTE LEGEND

- 1 core sample
- 2 chimney
- 3 AC unit
- 4 vent hood
- 5 ventilator
- 6 vent pipe
- 7 roof drain
- 8 skylight
- 9 eavestrough
- 10 firewall
- 11 antenna
- 12 ladder
- 13 stub column
- 14 roof hatch
- 15 scupper
- 16 pitch box
- 17 HVAC unit
- 18 capped curb
- 19 flag pole
- 20 electrical mast
- 21 cooling tower
- 22 splash pad
- 23 splash pan
- 24 downspout/rainwater leader
- 25 back slope
- 26 cant
- 27 increase slope to drain
- 28 cricket
- 29 parapet/wide flashing
- 30 life line anchor



Key Plan

B1 Construction (2024)
 steel deck
 1/2" DensDeck
 Self-adhering SBS vapor barrier

Roof Area B2 = 817 Sq.m.

- Notes:**
- .01 Contractor is responsible for site verifications of all dimensions
 - .02 Drawings are not to be scaled for estimating purposes
 - .03 All areas given are approximate
 - .04 Contractor is responsible for site verification of existing roof constructions
 - .05 Contractor is responsible for insuring that all scupper downpipes and drain line exit locations are clear of any wall obstructions such as windows, gas lines etc. Sloped insulation layout is to be adjusted accordingly.

Stated scale is when in 11x17 format

Agassiz Consulting Group Ltd.
 Box 41, Warren, Manitoba R0C 3E0
 Office Phone: (204) 383-5538

Project: WFPS Garage – Area B1
 2546 McPhillips
 Winnipeg, MB

Date: September 7, 2023

Drawing No. R-2

File no: 4247-23 Scale: 1:200

