


GENERAL NOTES:

- ALL WORK TO BE DONE IN ACCORDANCE WITH THE LATEST VERSION OF THE CITY OF WINNIPEG CONSTRUCTION SPECIFICATIONS.
- LOCATION OF UNDERGROUND STRUCTURES AS SHOWN ARE BASED ON THE HISTORICAL INFORMATION AVAILABLE BUT NO GUARANTEE IS GIVEN THAT ALL EXISTING UTILITIES ARE SHOWN OR THAT THE GIVEN LOCATIONS ARE EXACT. CONFIRMATION OF EXISTENCE AND EXACT LOCATION OF ALL SERVICES MUST BE OBTAINED FROM THE INDIVIDUAL UTILITIES BEFORE PROCEEDING WITH CONSTRUCTION.
- RESTORE ALL DISTURBED SURFACES IMPACTED BY CONSTRUCTION ACTIVITIES TO THE ORIGINAL, DOCUMENTED CONDITIONS PRIOR TO CONSTRUCTION WITH THE EXCEPTION OF MODIFICATIONS AND UPGRADES INDICATED IN THE CONTRACT.
- ENSURE UNDERGROUND PIPING IS ADEQUATELY MARKED OUT ON SITE. AVOID TRAVELING ALONG AND PARKING DIRECTLY OVER, OR WITHIN 5 METRES OF UNDERGROUND PIPING.
- THE CONTRACTOR SHALL PROVIDE SURFACE PROTECTION TO MINIMIZE SURFACE RUTTING THAT MAY BE CAUSED BY THE WORKS. THE CONTRACTOR SHALL SUBMIT TO THE CONTRACT ADMINISTRATOR FOR REVIEW THE EQUIPMENT PROPOSED FOR THE WORK.
- ALL EXCAVATIONS WITHIN 2 METRES OF AN EXISTING UTILITY MUST BE DONE USING SOFT DIG METHODS.

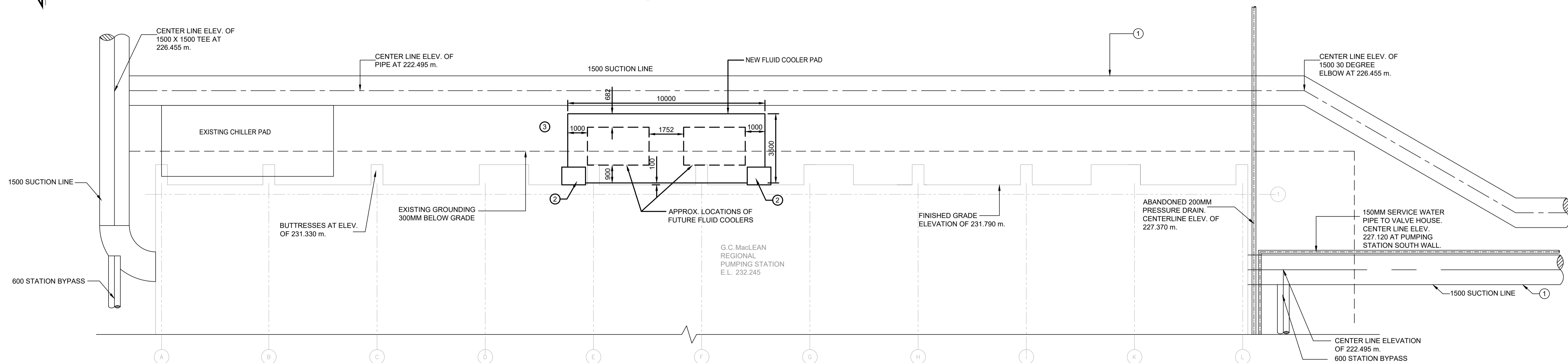
DRAWING NOTES:

- EXISTING 1500 SUCTION PIPE.
- 1200 WIDE x 900 PROJECTION CORRUGATED GALVANIZED STEEL AREA WELL FOR FUTURE PIPING INSTALLATION. WELL TO EXTEND FROM 100 ABOVE TOP OF FINISHED CONCRETE PAD TO A MINIMUM OF 900 BELOW LOWEST ADJACENT FINISHED GRADE. WELL TO INCLUDE REMOVABLE BOLTED-ON MINIMUM 3MM THICK GALVANIZED STEEL COVER PLATE FASTENED TO WELL ON 3 SIDES USING A MINIMUM OF 7 OF 1/2NC GALVANIZED STEEL BOLTS. SUBMIT SHOP DRAWINGS FOR REVIEW.
- FINISH ALL AREAS DISTURBED BY THE CONSTRUCTION WORKS BY PREPARING, APPLYING TOPSOIL AND RESEEDING, ALL IN ACCORDANCE WITH THE CITY OF WINNIPEG STANDARD CONSTRUCTION SPECIFICATIONS FOR SURFACE WORKS.



SITE PLAN

SCALE 1:500



ENLARGED SITE PLAN


SCALE 1:100

ME-46	PUMPING STATION YARD PIPING PLANS AND PROFILES
ME-26	PUMPING STATION MECHANICAL - SECTIONS
ME-24	PUMPING STATION MECHANICAL - PLAN ABOVE ELEVATIONS 730.00, 740.00 & 750.00
ME-15	PUMPING STATION STRUCTURAL - SECTIONS SHEET I
ME-10	PUMPING STATION STRUCTURAL - PLAN ABOVE ELEVATION 740.00 SHEET II
ME-9	PUMPING STATION STRUCTURAL - PLAN ABOVE ELEVATION 740.00 SHEET II
1-0630A-S0001-001	STRUCTURAL - COOLER FOUNDATION PADS PLAN ABOVE ELEVATION 231.900 M AND SECTION
1-0630M-E0041-001	GROUNDING PLAN, MEZZANINE LEVEL
1-0630M-E0041-002	GROUNDING PLAN, MEZZANINE LEVEL
1-0630M-E0067-001	GROUNDING INSTALLATION DETAILS
DRAWING NUMBER	REFERENCE DRAWINGS

REFERENCE DRAWING(S): PD-0000-0000-00

NO.	REVISIONS	DATE	DESIGN	CHECK
0	ISSUED FOR TENDER	2023/03/27	CF	CC

AECOM	
DESIGNED BY: CF	CHECKED BY: CC
DRAWN BY: EJA	APPROVED BY: BP
SCALE: AS NOTED	RELEASED FOR CONSTRUCTION BY:
DATE: 2022-06-10	DATE:
CONSULTANT NO.: 60664207	



THE CITY OF WINNIPEG
WATER AND WASTE DEPARTMENT

MacLEAN AND McPHILLIPS RPS
NATURAL GAS ENGINES COOLING UPGRADES

CIVIL
EQUIPMENT PADS SITE PLAN

CITY DRAWING NUMBER: 1-0630A-C0001
SHEET: 001 REV: 00 SIZE: A1