

MECHANICAL LEGEND / SYMBOLS	
	EXISTING CONSTRUCTION TO REMAIN
	TO BE DEMOLISHED
	NEW CONSTRUCTION
	BUTTERFLY VALVE
	SHUT OFF VALVE
	UNION
	FLOW DIRECTION
	CLEANOUT
	NATURAL GAS PIPING
	DOMESTIC COLD WATER PIPING
	DOMESTIC HOT WATER PIPING
	SANITARY PIPING BELOW SLAB
	VENT PIPING
	VENT THROUGH ROOF
	THERMOSTAT
	BACKDRAFT DAMPER
	MOTORIZED DAMPER
	BALANCE DAMPER
	FLEXIBLE CONNECTION
	FIRE DAMPER
	EXTERNALLY INSULATED DUCTWORK
	SUPPLY AIR GRILLE
	RETURN AIR GRILLE
	SUPPLY AIR DUCT UP/DOWN
	RETURN AIR DUCT UP/DOWN
	EXHAUST AIR DUCT UP/DOWN
	AIR TRANSFER ELBOW WITH ACOUSTIC INSULATION
	FLOOR DRAIN
	PLUMBING FIXTURE DESIGNATION
	EQUIPMENT DESIGNATION
	GRILLE TYPE (SEE GRILLE SCHEDULE)
	SIZE
	CFM / RIA

GRILLE AND DIFFUSER SCHEDULE				
TAG	DESCRIPTION	MANUFACTURER	MODEL	REMARKS
S-1	SQUARE CONE DIFFUSER	E.H. PRICE	SCD / 3C	T-BAR CEILING MOUNTED, SIZE 24" x 24", COLOUR B12
R-1	EGG CRATE CEILING RETURN	E.H. PRICE	80	SIZE REFER TO DRAWINGS, COLOUR B12

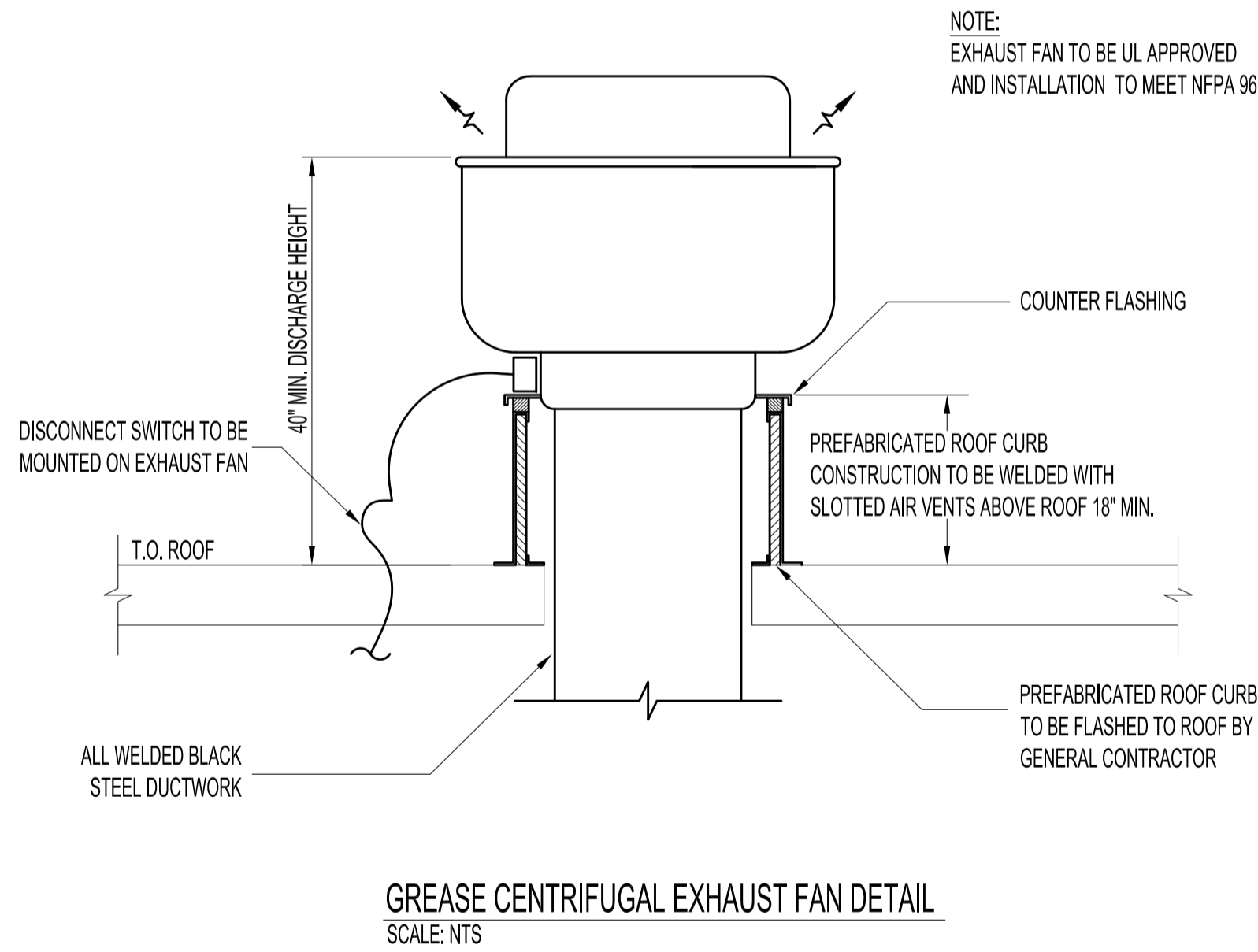
FAN SCHEDULE								
TAG	MANUFACTURER	MODEL	TYPE	AIR FLOW CFM	SP in.	MOTOR		NOTE
						V/C/P	HP	
EF-5	GREENHECK	CUBE-100HP-7	ROOF EXHAUST FAN	800	0.9	115/60/1	0.75	KITCHEN EXHAUST FAN

NOTES: INTERLOCK EF-5 WITH MAU-1

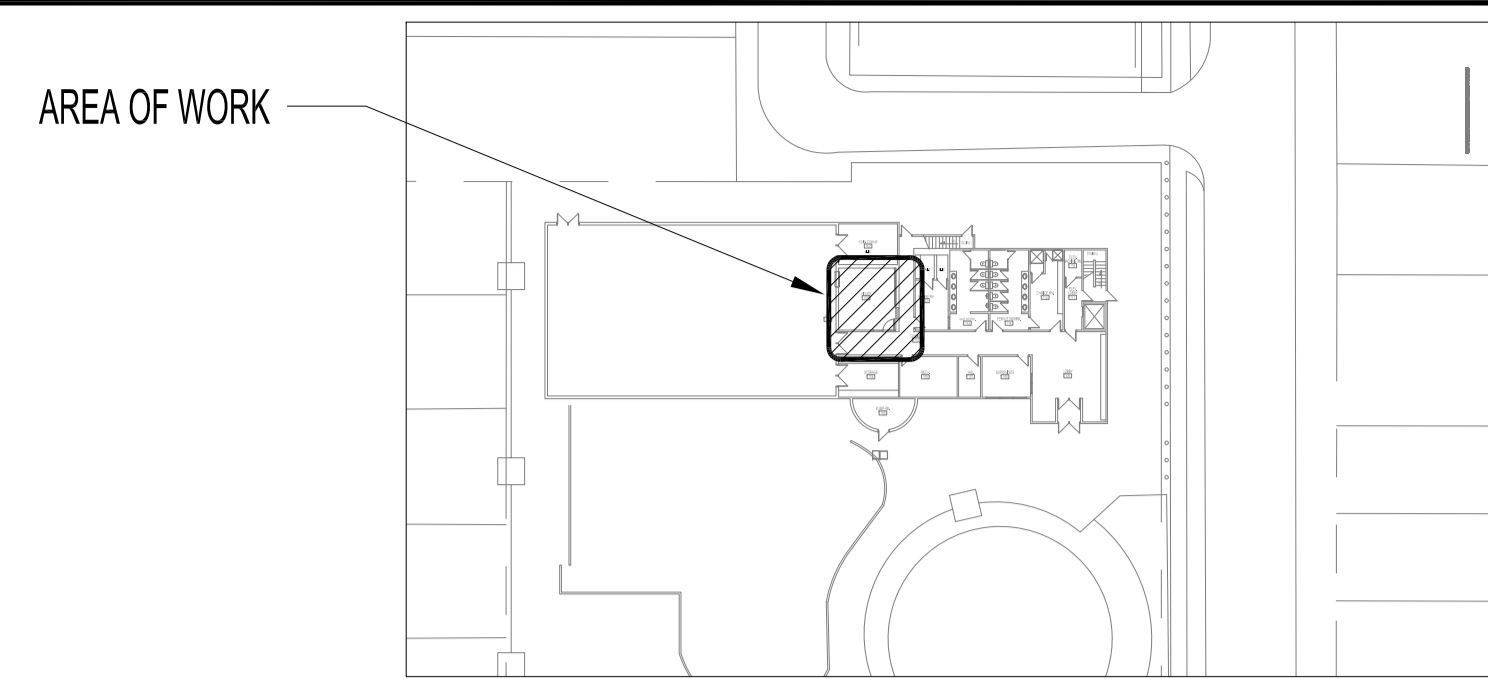
MAKE UP AIR SCHEDULE						
TAG	MANUFACTURER	MODEL	AIR FLOW (CFM)	SP (in)	MAX (kW)	REMARKS
MAU-1	THERMOLEC	FER-12-20	600	0.3	20	C/W FILTER AND ELECTRONIC CONTROLLER BUILT-IN DAMPER, ELECTRONIC TEMPERATURE SENSOR

NOTES: INTERLOCK EF-5 WITH MAU-1

PLUMBING FIXTURE CONNECTION SIZES				
TAG	SANITARY IN	DCW IN	DHW IN	TRAP IN
SINK	1.5	0.5	0.5	1.5



NOTE:
EXHAUST FAN TO BE UL APPROVED
AND INSTALLATION TO MEET NFPA 96




KEY PLAN
SCALE: NTS

MECHANICAL DRAWING LIST	
SHEET No:	SHEET TITLE
M1	KEY PLAN, MECHANICAL SYMBOLS, DETAILS AND SCHEDULES
M2	PARTIAL MAIN FLOOR PLAN - MECHANICAL DEMOLITION
M3	PARTIAL MAIN FLOOR PLAN - MECHANICAL RENOVATION
M4	MECHANICAL SPECIFICATIONS

NOTES:
THESE DRAWINGS SHALL NOT BE SCALED.
THIS DRAWING IS DIAGRAMMATIC ONLY. CONTRACTOR TO COORDINATE EXACT LOCATIONS OF AND ROUTING ON SITE WITH ALL NEW AND EXISTING SYSTEM.
THE CONTRACTOR SHALL VISIT THE SITE AND SATISFY ONESELF ALL DIMENSIONS, DATUM, AND DETAILED INFORMATION SHOWN ARE CORRECT.
THE CONTRACTOR IS TO REVIEW AND COORDINATE ALL ARCHITECTURAL, MECHANICAL, ELECTRICAL AND STRUCTURAL DRAWINGS FOR ADDITIONAL OPENINGS THROUGH FLOORS, WALLS, AND CEILINGS FOR DUCT, PIPE & ELECTRICAL RISERS AND ALL OPENINGS NOT SHOWN ON DRAWINGS.
ALL OPENINGS THROUGH FIRE ASSEMBLIES ARE TO BE FIRE STOPPED AND SEALED WITH UL APPROVED FIRE STOPPING TO MAINTAIN THE INTEGRITY OF THE FIRE SEPARATION, AND PROVIDE A SMOKE-TIGHT BARRIER.
ALL PRODUCTS AND MATERIALS TO BE USED AND INSTALLED SHALL CONFORM WITH MANUFACTURER'S SPECIFICATIONS & APPLICABLE CODES.
NEW DUCT SHALL BE CONSTRUCTED AS RECOMMENDED BY SMACNA.
THE CONTRACTOR SHALL BE RESPONSIBLE TO PATCH AND MAKE GOOD ALL EXISTING CONSTRUCTION AFFECTED BY THE REMOVAL OF ALL ITEMS FORMING THE PART OF THE RENOVATION WORK.
PLUMBING INSTALLATION SHALL CONFORM TO NATIONAL PLUMBING CODE OF CANADA.
THE CONTRACTOR IS RESPONSIBLE FOR INSTALLING RISERS, SWING JOINTS AND DEEP CUP ESCUTCHEONS AS REQUIRED.
ELECTRICAL WIRING SHALL BE PERFORMED BY A QUALIFIED ELECTRICAL SUBTRADE.
PROVIDE MILCOR ACCESS DOORS IN DRYWALL CEILINGS AND WALLS FOR ACCESS TO MECHANICAL EQUIPMENT. MINIMUM SIZE 24" X 18".

0	ISSUED FOR CONSTRUCTION	EAG	SEPT 09 2022
00	ISSUED FOR 30% CLIENT REVIEW	EAG	MAY 20 2022
No.	REVISION/DESCRIPTION	BY	DATE



DRAWN	EAG	CHECKED	DESIGNED	XTW	APPROVED
DATE	2022.05.22	USER APPROVAL			

THE CITY OF WINNIPEG
PLANNING, PROPERTY AND
DEVELOPMENT DEPARTMENT
MUNICIPAL ACCOMMODATIONS DIVISION
3-65 GARRY STREET, R3C 4K4

PROJECT
MAGNUS ELIASON RECREATION CENTRE
KITCHEN RENOVATION
430 LANGSIDE ST.

SHEET TITLE
KEYPLAN, MECHANICAL SYMBOLS,
DETAILS AND SCHEDULES

SCALE	PROJECT No:	SHEET No:
AS SHOWN	2019-077	M1