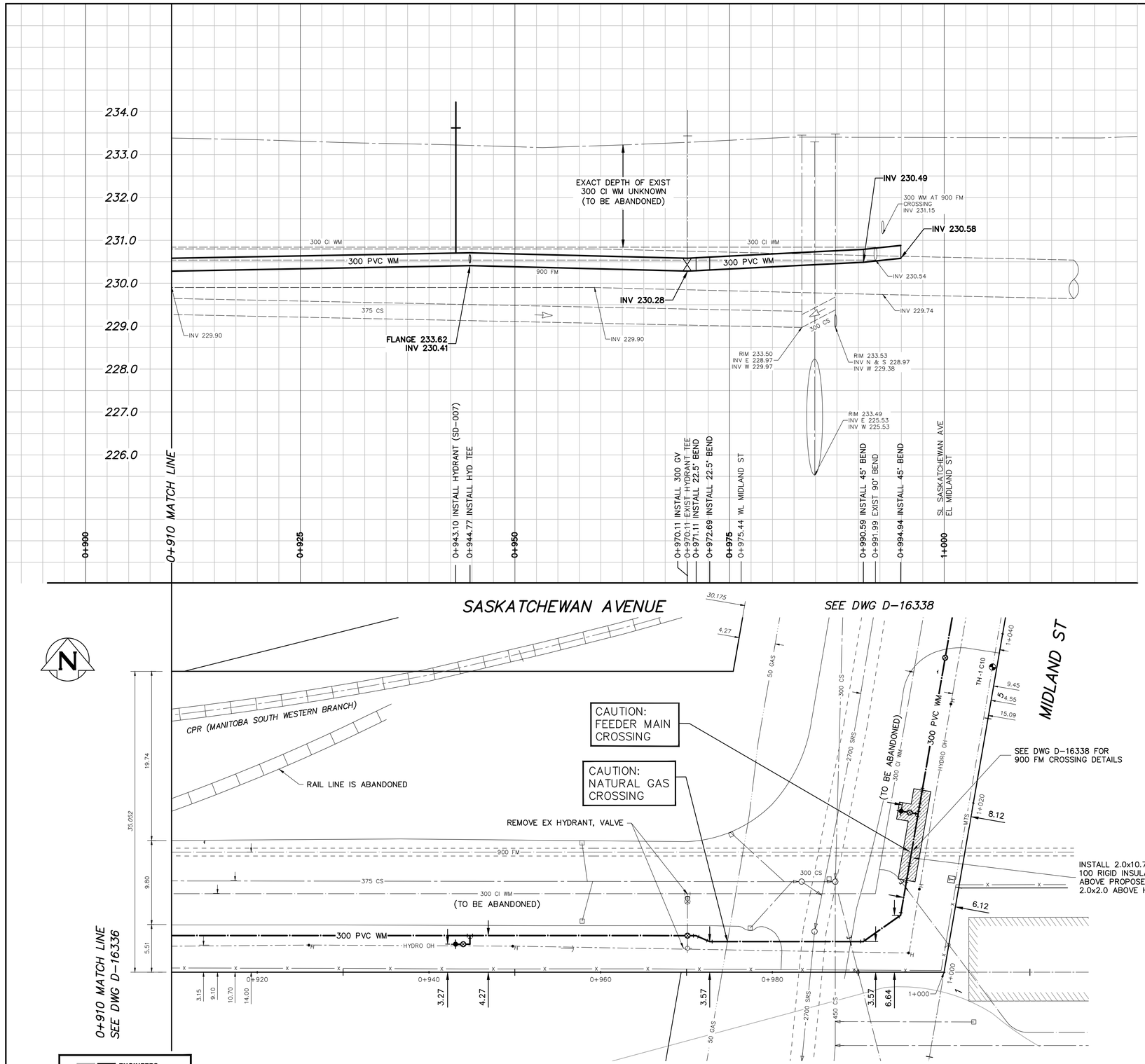

INSTALLATION EQUIPMENT FOR THE PROPOSED WORKS SHALL NOT CROSS OR TRAVEL ALONG EITHER SIDE OF THE AQUEDUCT WITHIN A LATERAL DISTANCE OF 5.0 METERS FROM THE CENTERLINE OF THE AQUEDUCT AND/OR FEEDERMAIN.

CONCRETE DEMOLITION AND REMOVAL WITHIN 3 METERS HORIZONTALLY OF THE AQUEDUCT AND/OR FEEDERMAIN SHALL BE COMPLETED BY SAWCUTTING AND REMOVAL, OR BY THE USE OF HAND HELD JACKHAMMERS. USE OF MACHINE MOUNTED CONCRETE BREAKERS ABOVE THE AQUEDUCT AND/OR FEEDERMAIN SHALL NOT BE PERMITTED.

DO NOT OPERATE VIBRATORY EQUIPMENT OVER OR WITHIN 3.0 METERS OF THE AQUEDUCT AND/OR FEEDERMAIN.

A MINIMUM CLEARANCE OF 1.0 METER MUST BE PROVIDED BETWEEN THE UNDERSIDE OF ANY EXISTING AQUEDUCT OR FEEDERMAIN AND THE TOP OF THE PROPOSED WORKS.
THIS INSTALLATION BY TRENCHLESS METHOD ONLY

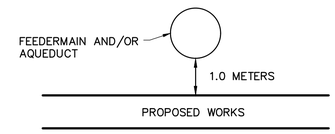

A MINIMUM CLEARANCE OF 0.5 METER MUST BE PROVIDED BETWEEN THE UNDERSIDE OF THE PROPOSED WORKS AND THE TOP OF ANY EXISTING AQUEDUCT OR FEEDERMAIN BY TRENCHLESS OR OPEN TRENCH.

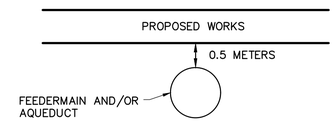

A SHAFT MUST BE EXCAVATED BY SOFT DIG METHODS 4.0 METERS FROM THE CENTERLINE OF THE AQUEDUCT AND/OR FEEDERMAIN TO CONFIRM THE ALIGNMENT AND ELEVATION OF THE DRILLING ROD BEFORE IT CROSSES OVER OR UNDER THE AQUEDUCT AND/OR FEEDERMAIN.
THE CONFIRMATION MUST BE WITNESSED BY A CITY REPRESENTATIVE.

NOTE:

NOTIFY CONSTRUCTION SERVICES COORDINATION (CITY OF WINNIPEG) AT 986-4289, 48 HOURS PRIOR TO EXCAVATION NEAR FEEDERMAIN.

REFER TO D-16334 FOR CONSTRUCTION NOTES

NOTE: CHAINAGES SHOWN ARE ALONG S. ℄ OF SASKATCHEWAN AVENUE

FOR INDEX SEE D-16334

WATER SERVICE INFORMATION

ADDRESS	SIZE (mm) MATERIAL (STREET)	SIZE (mm) MATERIAL (PROP.)	SHORT & LONG MEASUREMENT	CORP. LOCATION	REMARKS
1 MIDLAND STREET CIVIC	38 CU	38 CU	3.2 N OF SL SASKATCHEWAN AVE 6.7 S OF NLL	7.3 N OF S/C	NORTH BUILDING
1 MIDLAND STREET CIVIC	38 CU	38 CU	10 W OF EL MIDLAND STREET 20.6 E OF WLL	2.3 W OF S/C	SOUTH BUILDING

* SERVICES TO BE RENEWED TO ℄. ALL OTHERS TO BE RECONNECTED

NOTE: ALL VALVES TO BE INSTALLED COUNTERCLOCKWISE TO CLOSE (RED OPERATING NUT)

ENGINEERS GEOSCIENTISTS MANITOBA
Certificate of Authorization
Tetra Tech Canada Inc.
No. 6499

METRIC
WHOLE NUMBERS INDICATE MILLIMETRES
DECIMALIZED NUMBERS INDICATE METRES
0.0 5.0 10.0 15.0 20.0 25.0

WARNING

IF POWER EQUIPMENT OR EXPLOSIVES ARE TO BE USED FOR EXCAVATION ON THIS PROJECT THE CONTRACTOR MUST:

1) NOTIFY THE GAS COMPANY OF THE PROPOSED LOCATION OF EXCAVATION.

2) TAKE PRECAUTION TO AVOID DAMAGE TO GAS COMPANY INSTALLATIONS.

SEE PROVINCIAL REGULATION 210/72 FOR DETAILS

LOCATION APPROVED
UNDERGROUND STRUCTURES

SUPV. U/G STRUCTURES COMMITTEE — DATE

NOTE:

LOCATION OF UNDERGROUND STRUCTURES AS SHOWN ARE BASED ON THE BEST INFORMATION AVAILABLE BUT NO GUARANTEE IS GIVEN THAT ALL EXISTING UTILITIES ARE SHOWN OR THAT THE GIVEN LOCATIONS ARE EXACT. CONFIRMATION OF EXISTENCE AND EXACT LOCATION OF ALL SERVICES MUST BE OBTAINED FROM THE INDIVIDUAL UTILITIES BEFORE PROCEEDING WITH CONSTRUCTION.

B.M.
ELEV.

CONSTRUCTION COMPLETION DATE:

NO.	REVISIONS	DATE	BY
0	ISSUED FOR TENDER	22/05/25	IJM

TETRA TECH

DESIGNED BY	SR	CHECKED BY	IJM
DRAWN BY	NL	APPROVED BY	IJM
SCALE: HORIZONTAL	1:250	RELEASED FOR CONSTRUCTION	
VERTICAL	1:50		
DATE	2022 05 25	DATE	

ENGINEER'S SEAL
PROVINCE OF MANITOBA
2022-05-25
I. J. MAHARAJ
Member
20797
REGISTERED PROFESSIONAL ENGINEER

CONSULTANT DRAWING NUMBER
2200120200-DWG-C0005

Winnipeg

THE CITY OF WINNIPEG
WATER AND WASTE DEPARTMENT
ENGINEERING DIVISION

2022 WATERMAIN RENEWALS
CONTRACT 10

SASKATCHEWAN AVENUE
65m WEST OF MIDLAND STREET TO MIDLAND STREET

SHEET 5 OF 12

CITY DRAWING NUMBER
D-16337

TENDER: 362-2022
CONTRACT NUMBER: 10

FILE PATH: \\TT5293F52.TT.LOCAL\Projects\A-G\City of Winnipeg-Water&Waste Department-0012\734-20001204.00-2020 Water Main Renewals - C3\CAD\Civil\Production Drawings\
FILE NAME: C1003-C1007 2200120200-DWG-C0003-7 Saskatchewan_Midland.dwg