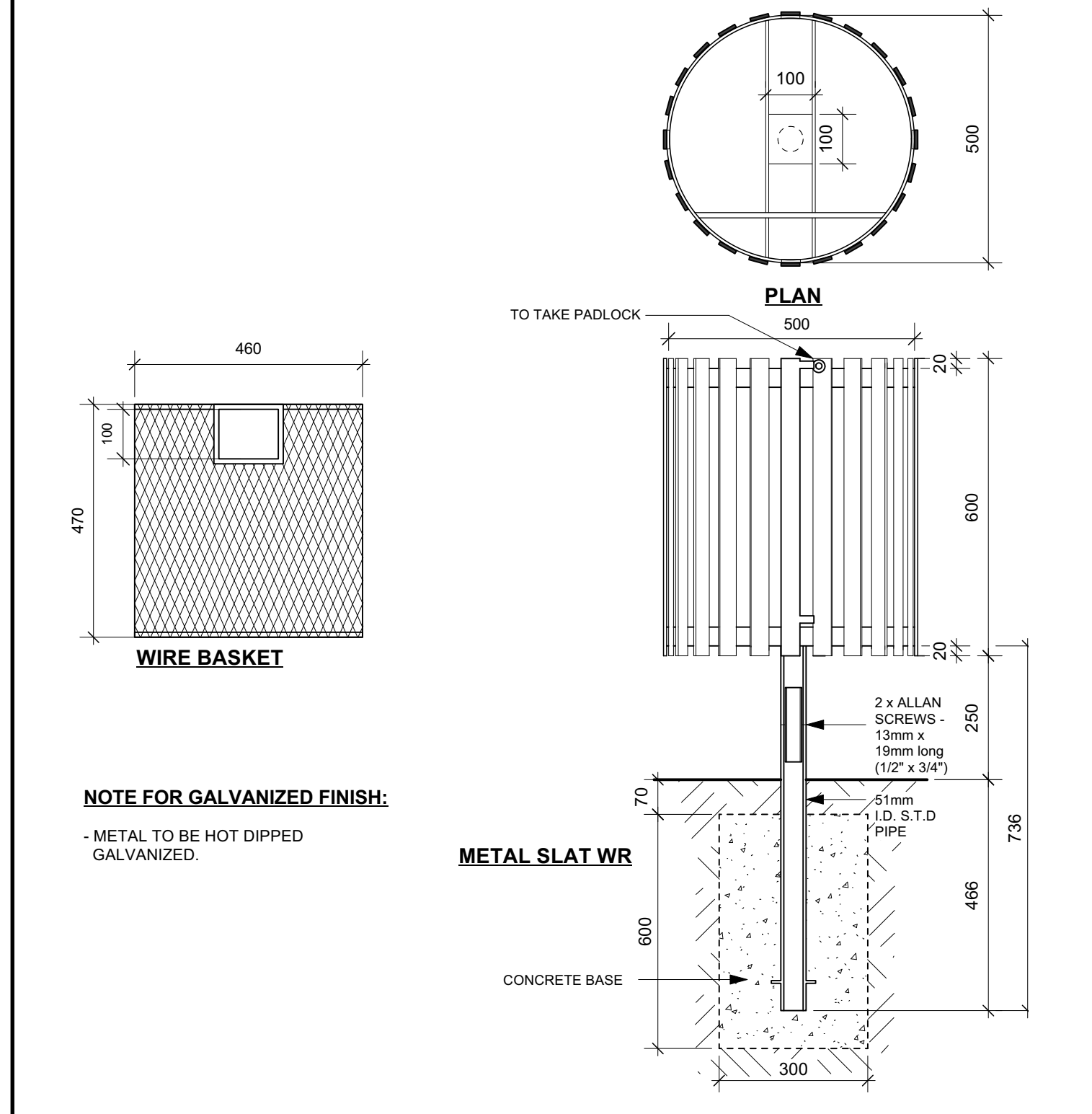


- General Notes**
- All work to conform to Canadian Landscape Standard (Current Edition)
 - All existing trees, sidewalks, curbs, catch basins, culverts, survey markers, to remain are to be protected during construction. Any damage to them is to be made good by the Contractor. Maintain
 - All work is to be warranted for a period of not less than 1 year
 - Contractor is to limit operations to the area within the area of work shown on the drawing. Should areas outside of this limit be damaged during the course of construction, Contractor is to make good
 - Contractor is to obtain location of all utilities prior to construction. If using power equipment to excavate contractor must notify Hydro and Gas and telephone utilities and take steps to avoid damaging
 - All dimensions are in meters unless otherwise noted
 - Contractor to confirm all dimensions and report any discrepancies to Contract Administrator prior to construction
 - Layout is to be approved by Contract Administrator prior to any construction or demolition/removals
 - All material depths in details are shown after compaction.

METAL SLAT WR:
Galvanized Finish: Product # 52501063GLV

WIRE BASKET:
Galvanized Finish: Product # 52501059GLV

Drawing Title: **WASTE RECEPTACLE SIDE OPENING METAL SLAT TYPE** SCD-119



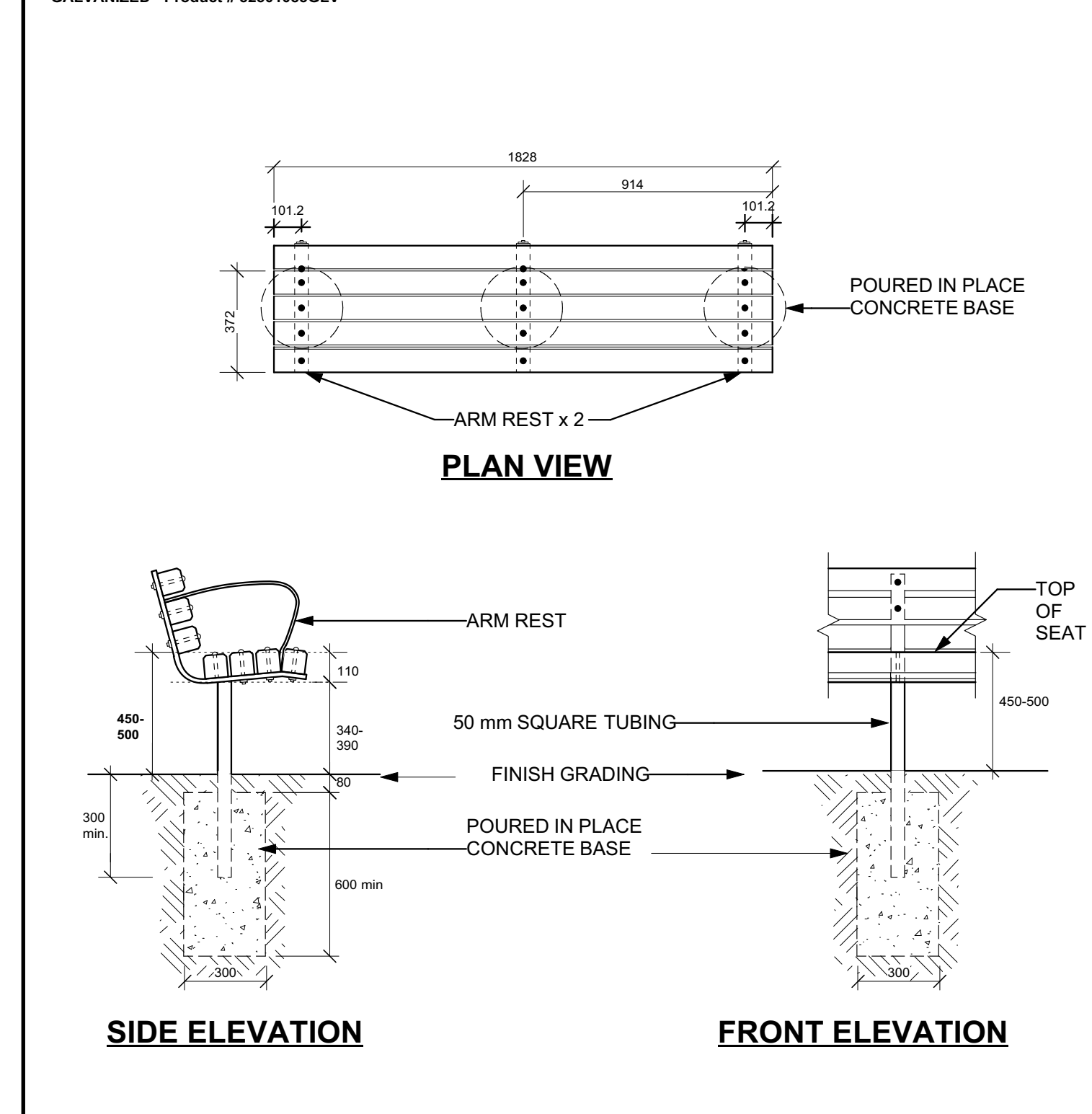
REVISION: 4
DATE: Jan 14, 2021
SCALE: N.T.S.
DRAWN BY: GZ

The City of Winnipeg
Planning, Property and Development Department
Planning and Land Use Division
Unit 15 - 30 Fort Street, Winnipeg, MB, R3C 4X5

MATERIALS
COMPOSITE SLATS:
- 88mm x 88mm COMPOSITE BOARDS
- CEDAR TONE FINISH

METAL OPTIONS:
- GALVANIZED - Product # 52501085GLV

Drawing Title: **TACHE BENCH COMPOSITE WITH ARMS** SCD-121A

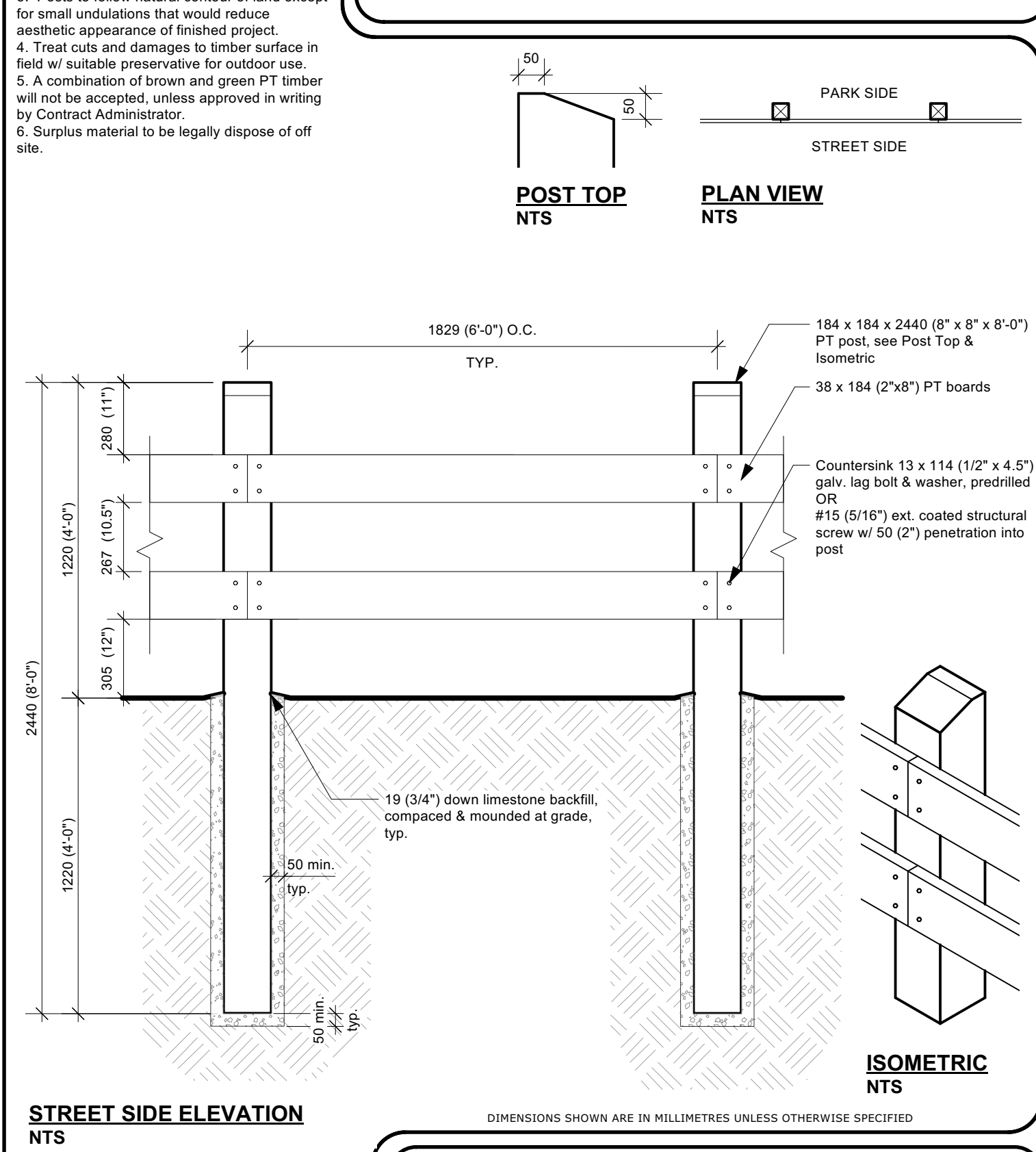


REVISION: 3
DATE: August 06, 2020
SCALE: N.T.S.
DRAWN BY: GZ

The City of Winnipeg
Planning, Property and Development Department
Planning and Land Use Division
Unit 15 - 30 Fort Street, Winnipeg, MB, R3C 4X5

Notes:
1. Install fence members square, plumb, level & true.
2. Backfill limestone in 150 mm lifts, tamp ea. lift thoroughly.
3. Posts to follow natural contour of land except for small undulations that would reduce aesthetic appearance of finished project.
4. Treat cuts and damages to timber surface in field w/ suitable preservative for outdoor use.
5. A combination of brown and green PT timber will not be accepted, unless approved in writing by Contract Administrator.
6. Surplus material to be legally dispose of off site.

Drawing Title: **HEAVY DUTY POST AND WOOD FENCING** SCD-105H



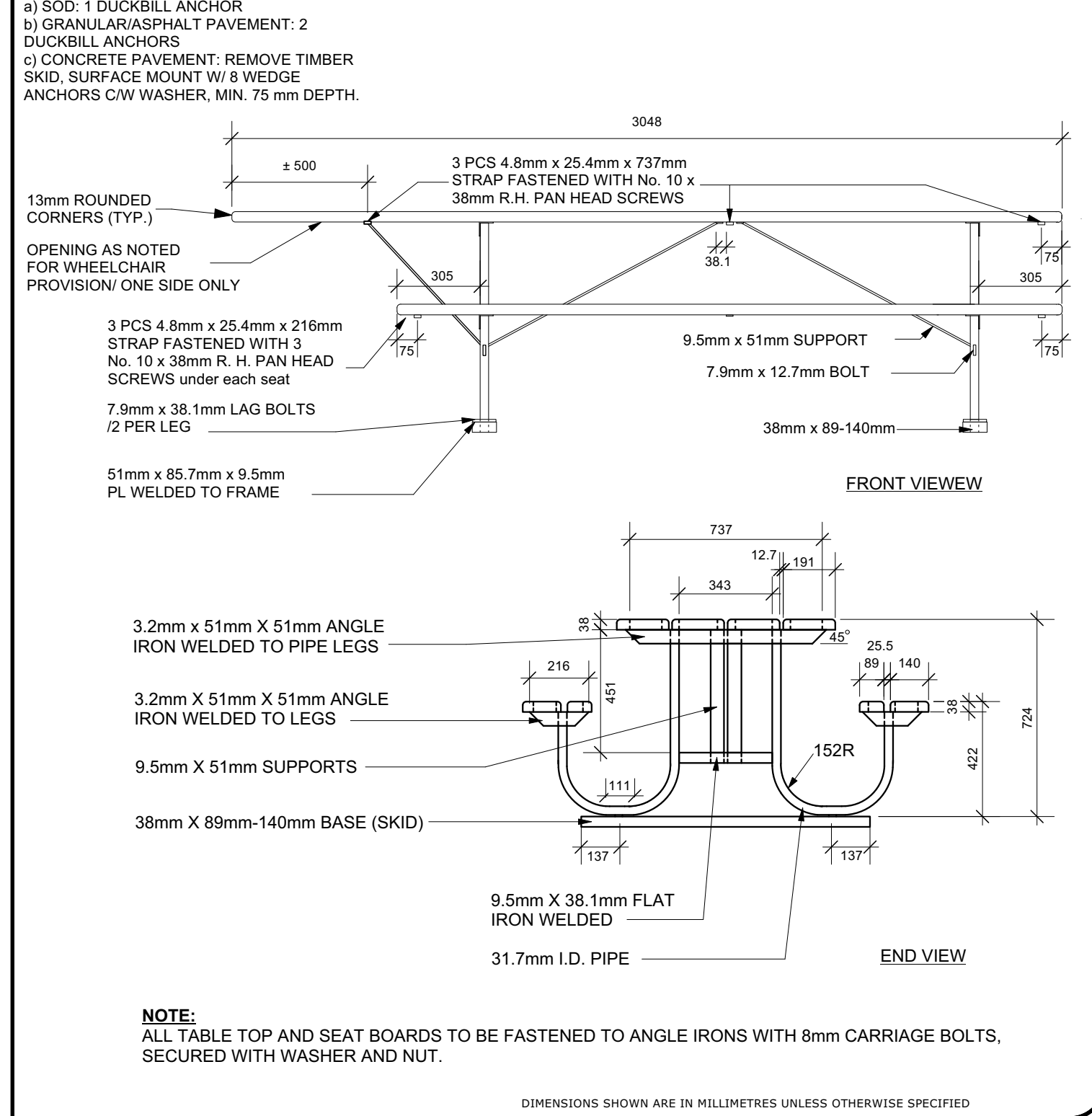
REVISION: 1
DATE: May 3/21
SCALE: N.T.S.
DRAWN BY: IM/LL

The City of Winnipeg
Planning, Property and Development Department
Planning and Land Use Division
Unit 15 - 30 Fort Street, Winnipeg, MB, R3C 4X5

Notes:
1. MATERIALS
a) WOOD SLATS:
- VERTICAL GRAIN CLEAR SITKA SPRUCE OR CLEAR CEDAR
- PAINTED FINISH: CEDAR
b) METAL LEG OPTIONS: GALVANIZED

2. MOUNTING
a) SCD: 1 DUCKBILL ANCHOR
b) GRANULAR/ASPHALT PAVEMENT: 2 DUCKBILL ANCHORS
c) CONCRETE PAVEMENT: REMOVE TIMBER SKID, SURFACE MOUNT W/ 8 WEDGE ANCHORS C/W WASHER, MIN. 75 mm DEPTH.

Drawing Title: **TACHE STYLE WHEELCHAIR METAL FRAME PICNIC TABLE** SCD-122A



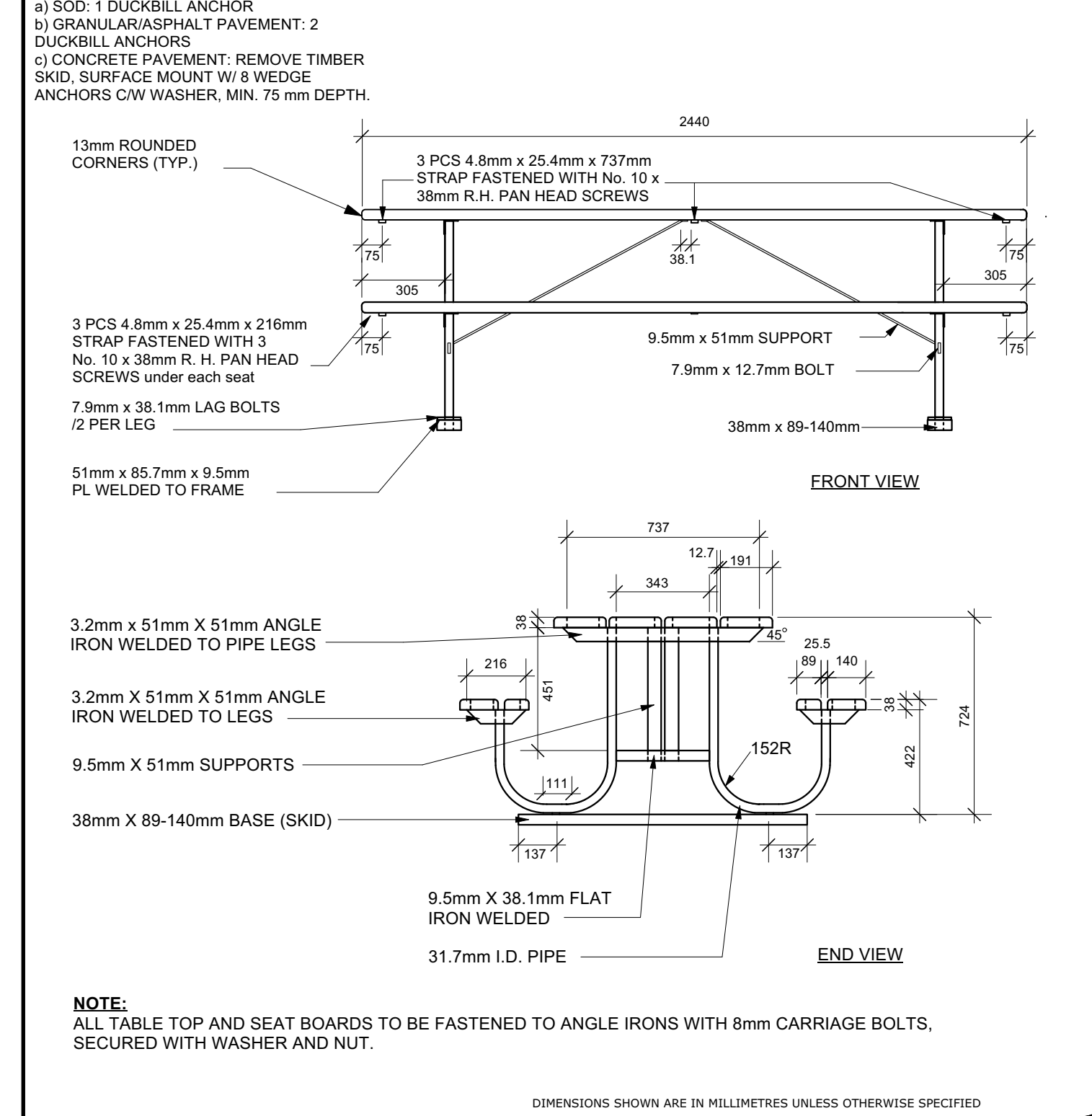
REVISION: 4
DATE: May 7/21
SCALE: N.T.S.
DRAWN BY: GZ/LL

The City of Winnipeg
Planning, Property and Development Department
Parks, Waterways & Community Initiatives Division
Unit 15 - 30 Fort Street, Winnipeg, MB, R3C 4X5

Notes:
1. MATERIALS
a) WOOD SLATS:
- VERTICAL GRAIN CLEAR SITKA SPRUCE OR CLEAR CEDAR
- PAINTED FINISH: CEDAR
b) METAL LEG OPTIONS: GALVANIZED

2. MOUNTING
a) SCD: 1 DUCKBILL ANCHOR
b) GRANULAR/ASPHALT PAVEMENT: 2 DUCKBILL ANCHORS
c) CONCRETE PAVEMENT: REMOVE TIMBER SKID, SURFACE MOUNT W/ 8 WEDGE ANCHORS C/W WASHER, MIN. 75 mm DEPTH.

Drawing Title: **TACHE STYLE METAL FRAME PICNIC TABLE** SCD-122

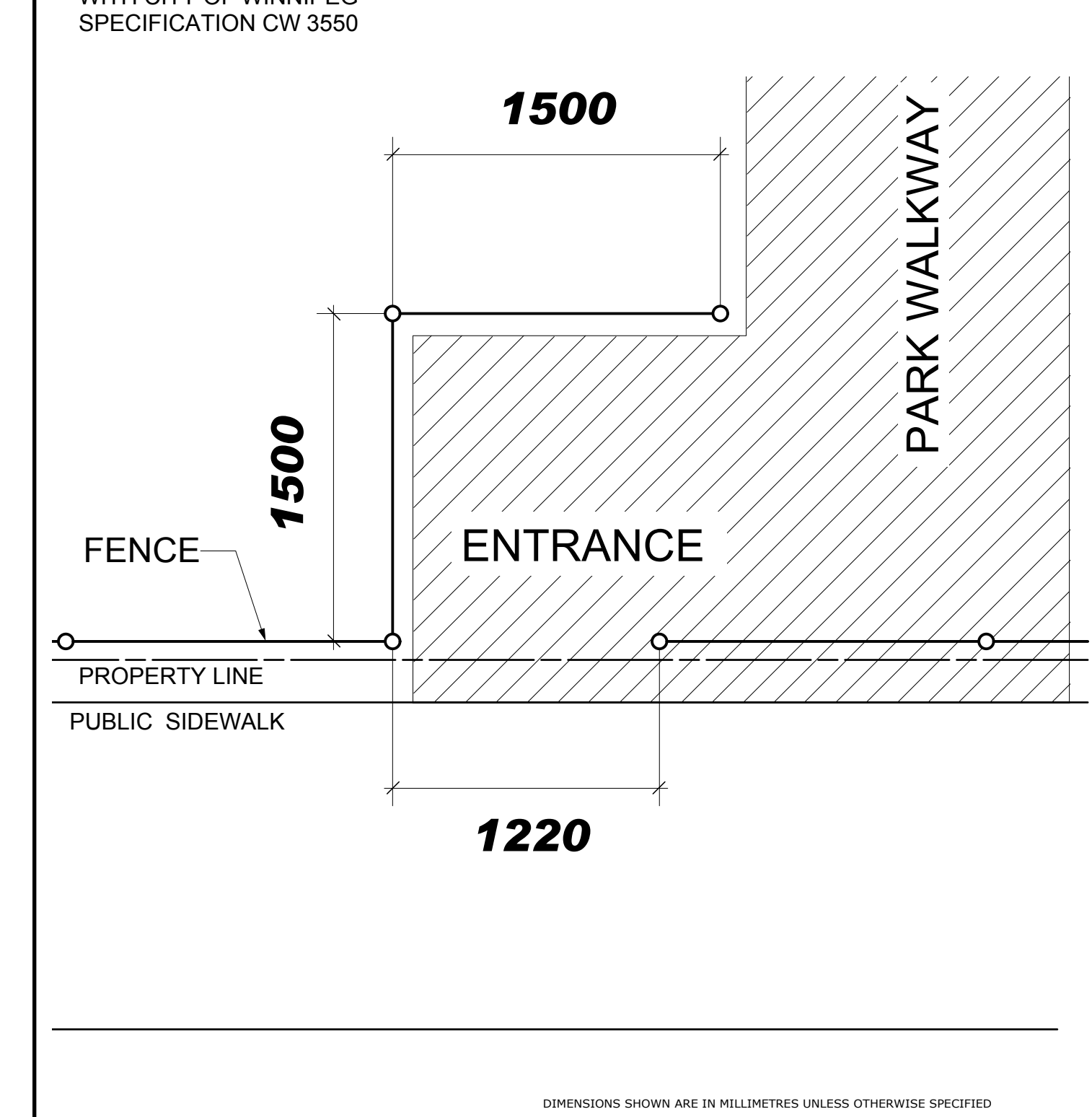


REVISION: 3
DATE: May 7/21
SCALE: N.T.S.
DRAWN BY: GZ/LL

The City of Winnipeg
Planning, Property and Development Department
Parks, Waterways & Community Initiatives Division
Unit 15 - 30 Fort Street, Winnipeg, MB, R3C 4X5

NOTE:
1. CHAIN LINK FENCE CONSTRUCTION SHALL BE COMPLETED IN ACCORDANCE WITH CITY OF WINNIPEG SPECIFICATION CW 3550

Drawing Title: **CHAIN LINK FENCE ENTRANCE Baffle Detail** SCD-633



REVISION: 1
DATE: January 7, 2013
SCALE: N.T.S.
DRAWN BY: I.L.

The City of Winnipeg
Planning, Property and Development Department
Planning and Land Use Division
Unit 15 - 30 Fort Street, Winnipeg, MB, R3C 4X5

- This drawing shall not be used for construction unless signed and sealed by Landscape Architect.
- Variations and modifications to the work shown will not be allowed without prior written consent of Landscape Architect.
- Drawing and Specifications, as instruments of service, are the property of the Landscape Architect. The copyright is reserved in the name of the Landscape Architect. No reproduction may be made without the prior written consent of the Landscape Architect.
- Contractors/bidders are hereby granted a limited licence to reproduce these drawings for the purposes of bidding. Such reproductions are not to be used for construction.

No.	Date	Issue Notes
D	2022-03-10	For RFP

Project Title: **Whyte Ridge Community Centre Spray Pad**

Drawing Title: **Standard City Details 1**