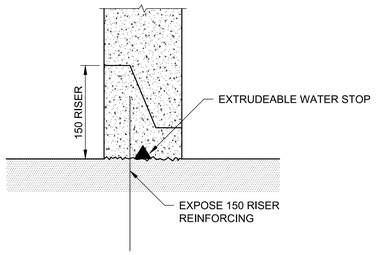

2 DETAIL

0 125 250 mm
1:5

GENERAL NOTES:

1. ALL DIMENSIONS ARE IN MILLIMETERS UNLESS OTHERWISE NOTED. ALL ELEVATIONS ARE IN METERS AND ARE TO GEODETIC DATUM. THE CONTRACTOR SHALL VERIFY DIMENSIONS BEFORE BEGINNING CONSTRUCTION AND REPORT DISCREPANCIES TO THE ENGINEER BEFORE PROCEEDING WITH THE WORK. DO NOT SCALE THE DRAWINGS.
2. DISCREPANCIES OR AMBIGUITIES ON THE DRAWINGS AND/OR SITE, WHICH AFFECT THE STRUCTURAL FRAMING SHALL BE REPORTED TO THE ENGINEER.
3. THE CONTRACTOR SHALL VERIFY THE LOCATION OF ALL EXISTING UNDERGROUND SERVICES PRIOR TO START OF CONSTRUCTION.
4. THE CONTRACTOR SHALL BE RESPONSIBLE FOR THE DESIGN AND INSTALLATION OF ALL NECESSARY SHORING, BRACING AND FORM WORK. SUBMIT SHOP DRAWINGS PRIOR TO CONSTRUCTION.
5. NOTIFY CONTRACT ADMINISTRATOR AT LEAST 72 HOURS PRIOR TO ALL CONCRETE POURS AND/OR INSTALLATION OF INTERIOR SHEATHING/FORMING, TO ALLOW FOR SITE REVIEWS.

CONCRETE:

1. ALL CONCRETE WORK TO CSA A23.1 (LATEST). TEST CONCRETE TO CSA A23.2 (LATEST).
2. CONCRETE SHALL BE IN ACCORDANCE WITH CW 2160 AND MEET THE FOLLOWING REQUIREMENTS:
   EXPOSURE CLASS: S-1
   MIN 28 DAY COMP. STRENGTH: 35 MPa
   CONCRETE COVER: 50 mm
3. DESIGN, FABRICATE, AND ERECT FORMWORK/SHORING IN ACCORDANCE WITH CAN/CSA-269.3 (LATEST). ALLOW SUFFICIENT CONCRETE CURING TIME PRIOR TO REMOVAL.
4. PROVIDE ADEQUATE HOT/COLD WEATHER PROTECTION AS REQUIRED DURING CURING PERIOD.
5. PLACE AND SECURE ALL EMBEDDED ANCHORS, WELD PLATES, SLEEVES, BUCKS, DOWELS, INSERTS, WATERSTOPS, ETC., PRIOR TO PLACING CONCRETE.
6. THE CONCRETE SUPPLIER SHALL BE CERTIFIED TO MEET THE REQUIREMENTS OF CSA A23.1.
7. THE SUPPLIER SHALL SUBMIT CONCRETE MIX DATA SUBMISSION FORMS FOR REVIEW PRIOR TO BATCHING ANY CONCRETE. THE FORMS SHALL DEMONSTRATE THAT THE CONCRETE MEETS THE SPECIFIED PERFORMANCE CRITERIA.

REINFORCING STEEL:

1. REINFORCING STEEL SHALL BE NEW DEFORMED BARS IN ACCORDANCE WITH CW 2160 AND CSA G30.18 "BILLET STEEL BARS FOR CONCRETE REINFORCEMENT" (LATEST), WITH MIN 400 MPa YIELD STRENGTH.
2. DEFORMED BARS CONFORMING TO CSA G30.18 (LATEST), GRADE 400. CLASS B TENSION LAP SPLICES AS PER CSA A23.3 (LATEST) SHALL BE USED UNLESS OTHERWISE NOTED.
3. REINFORCING WORK SHALL BE IN ACCORDANCE WITH CSA A23.1 (LATEST) AND CSA A23.3 (LATEST).
4. CONTRACTOR TO SUBMIT SHOP DRAWINGS FOR REVIEW PRIOR TO FABRICATION.

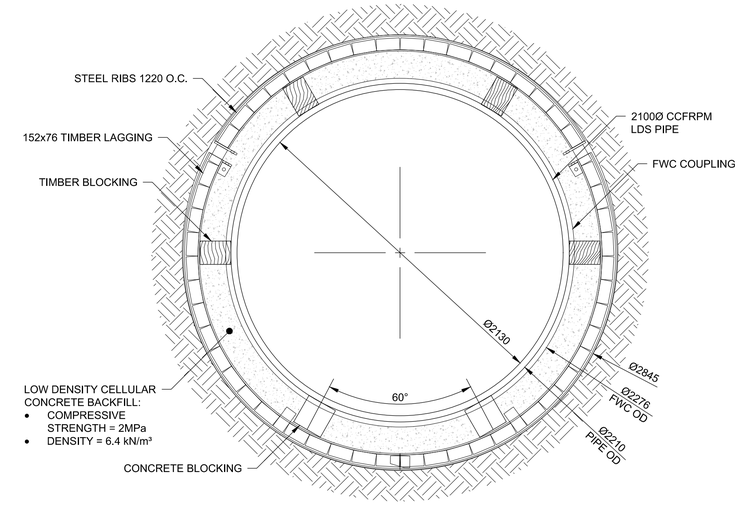

A SECTION

LD-11275 EXISTING 2100Ø LDS

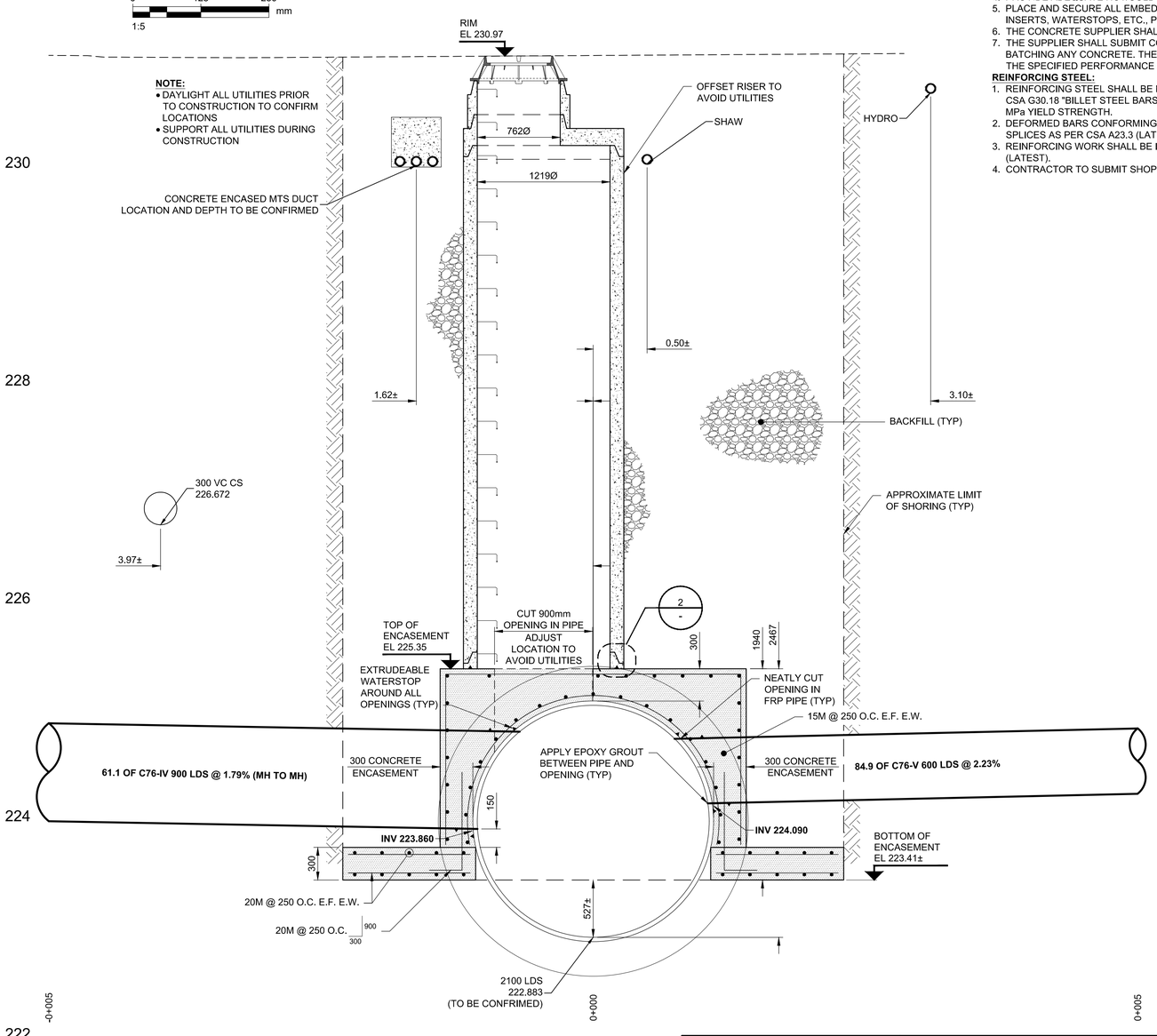

SECTION

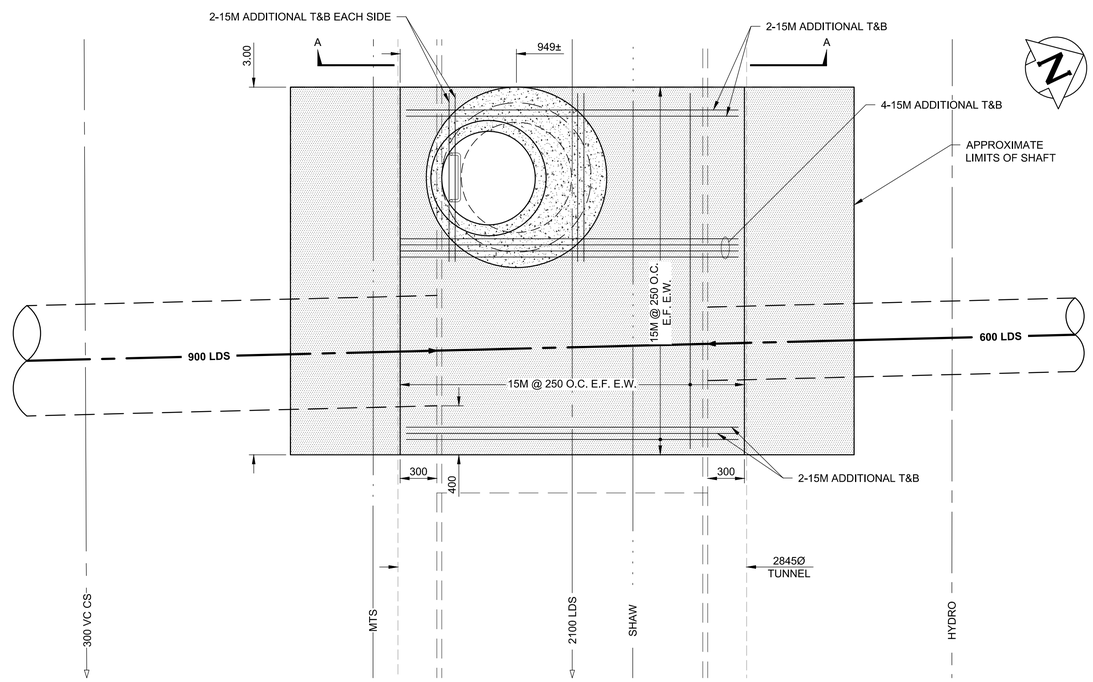

PLAN

1 DETAIL

LD-11275 SEMPLE TRUNK AT MAIN STREET

0 0.625 1.25 m
1:25

METRIC
WHOLE NUMBERS INDICATE MILLIMETRES
DECIMALIZED NUMBERS INDICATE METRES

ENGINEERS GEOSCIENTISTS MANITOBA
Certificate of Authorization
AECOM Canada Ltd.
No. 4671 Date: DEC 10, 2021

LOCATION APPROVED
UNDERGROUND STRUCTURES

SUPV. U/G STRUCTURES COMMITTEE — DATE

NOTE:
LOCATION OF UNDERGROUND STRUCTURES AS SHOWN ARE BASED ON THE BEST INFORMATION AVAILABLE BUT NO GUARANTEE IS GIVEN THAT ALL EXISTING UTILITIES ARE SHOWN OR THAT THE GIVEN LOCATIONS ARE EXACT. CONFIRMATION OF EXISTENCE AND EXACT LOCATION OF ALL SERVICES MUST BE OBTAINED FROM THE INDIVIDUAL UTILITIES BEFORE PROCEEDING WITH CONSTRUCTION.

B.M.
ELEV.

NO.	REVISIONS	DATE	BY
0	ISSUED FOR TENDER	21/12/09	ADL

AECOM

DESIGNED BY	JAT	CHECKED BY	MGM
DRAWN BY	ADL	APPROVED BY	CCM
SCALE: HORIZONTAL	AS NOTED	RELEASED FOR CONSTRUCTION	K.Z
VERTICAL	AS NOTED		
DATE	2021 12 09	DATE	Dec 9/21

PLOT DATE: 2021 12 09

ENGINEER'S SEAL
ORIGINAL SIGNED BY J. THOMPSON DEC 10, 2021

CONSULTANT DRAWING NUMBER
C–4001

Winnipeg

THE CITY OF WINNIPEG
WATER AND WASTE DEPARTMENT
ENGINEERING DIVISION

JEFFERSON EAST COMBINED SEWER RELIEF
CONTRACT 6A
STANDARD DETAILS

SHEET 18 OF 18
CITY DRAWING NUMBER
LD–11285

Tender No: 862–2021
CONTRACT NUMBER: 6A

FILE PATH: C:\Users\leippia\Documents\Work From home\60599385\900–CAD_GIS\910–CAD\20–SHEETS\
FILE NAME: 60599385–SHT–30–Con6A–C–4001.dwg