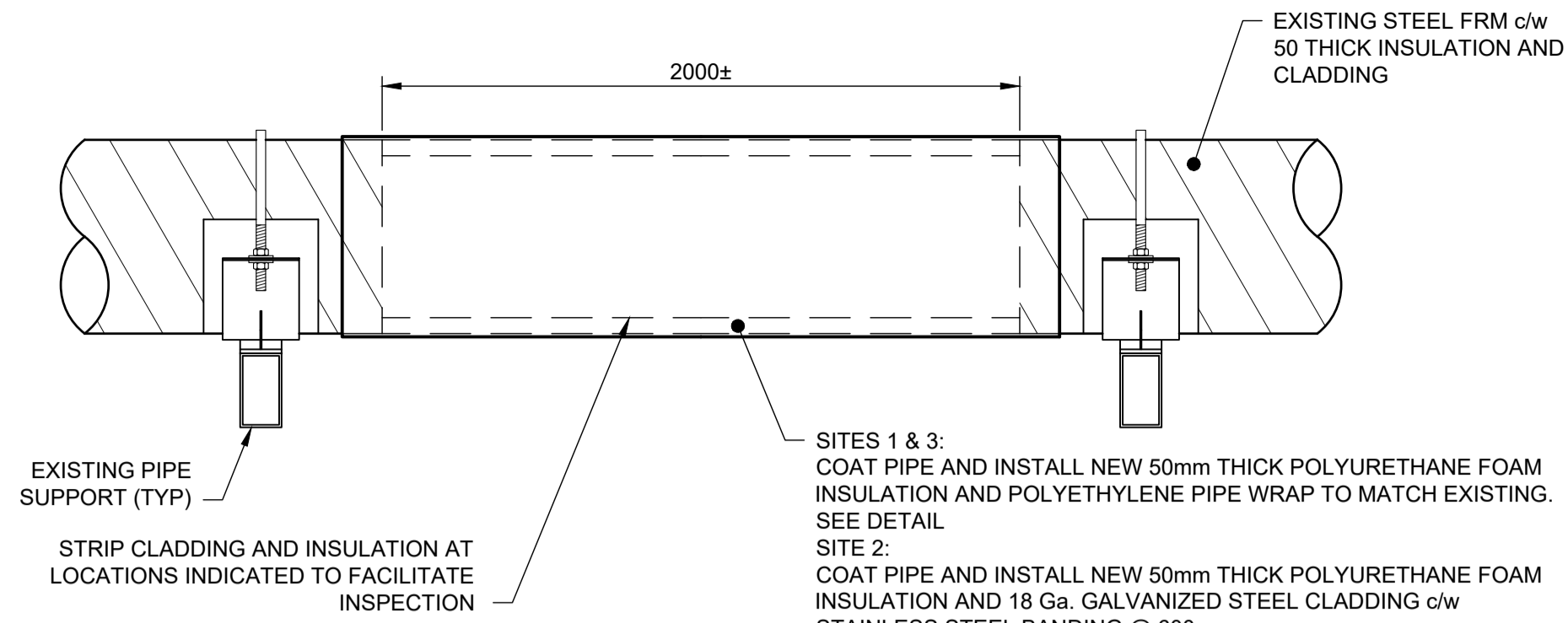
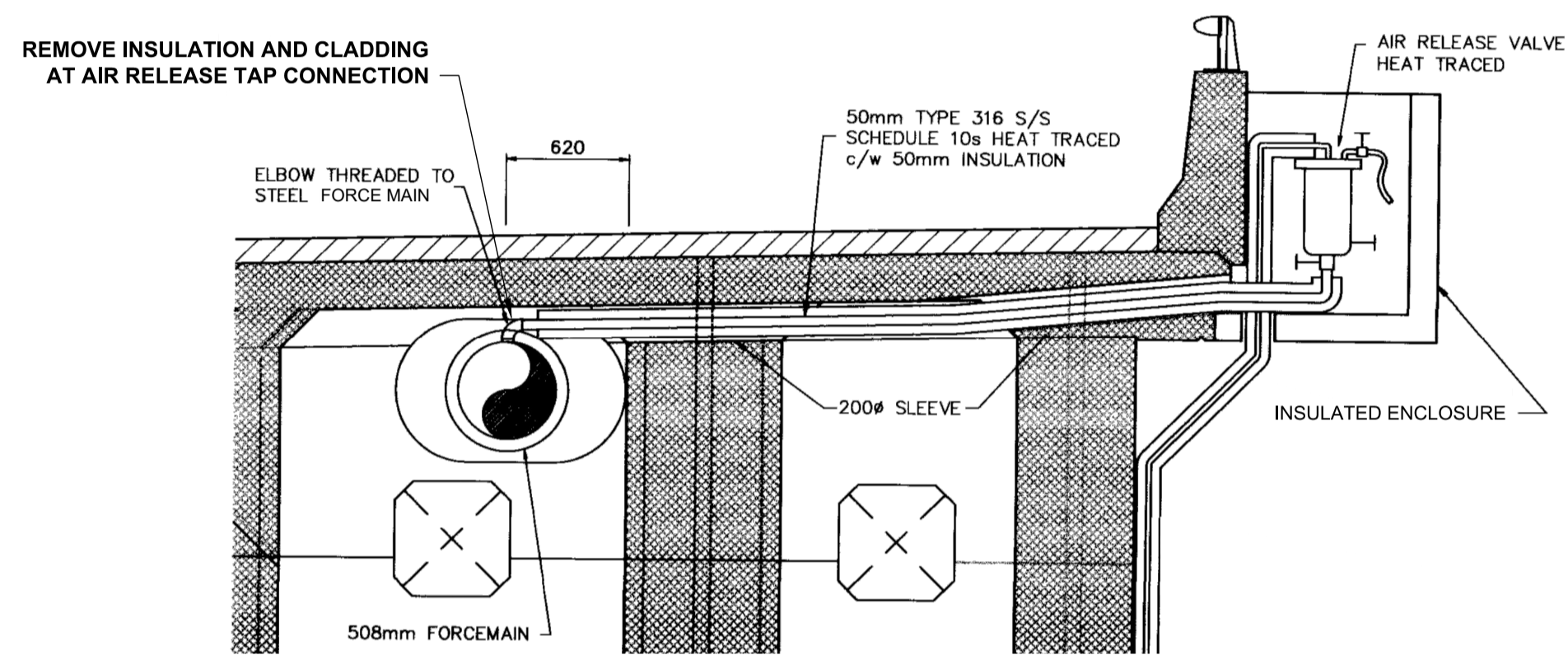


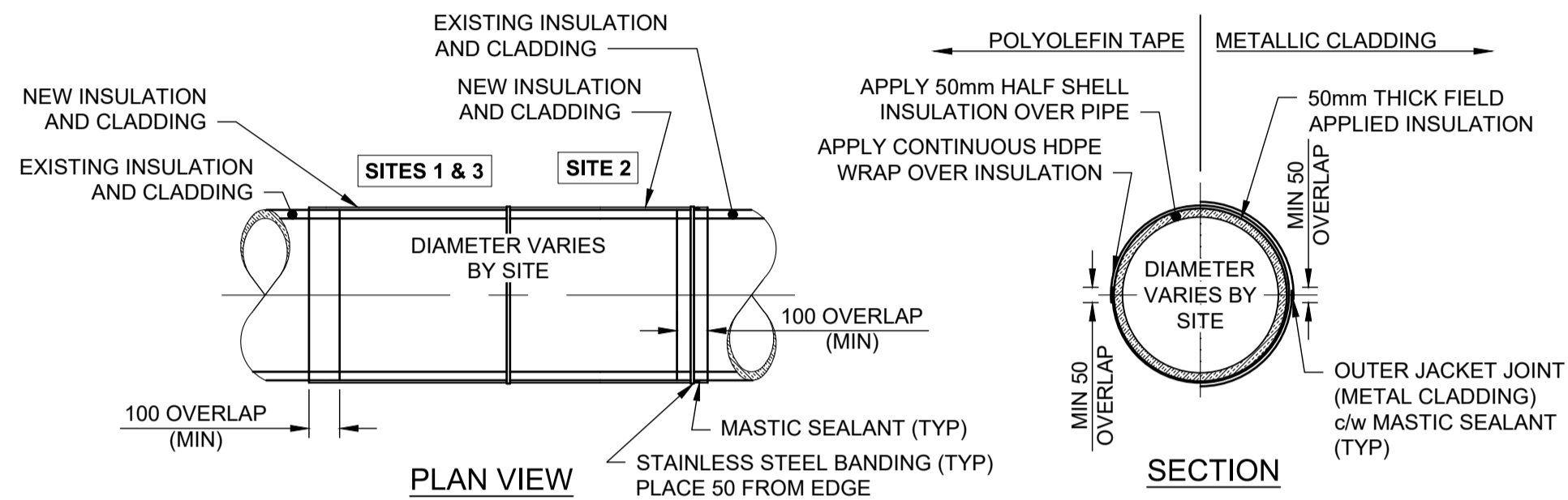
EXISTING NORTH ABUTMENT CHAMBER PROFILE
 REFERENCED FROM CITY DWG NUMBER B-5990-114 Scale N.T.S.



TYPICAL CLADDING REMOVAL DETAIL
 SITES 1, 2 & 3 Scale 1:20



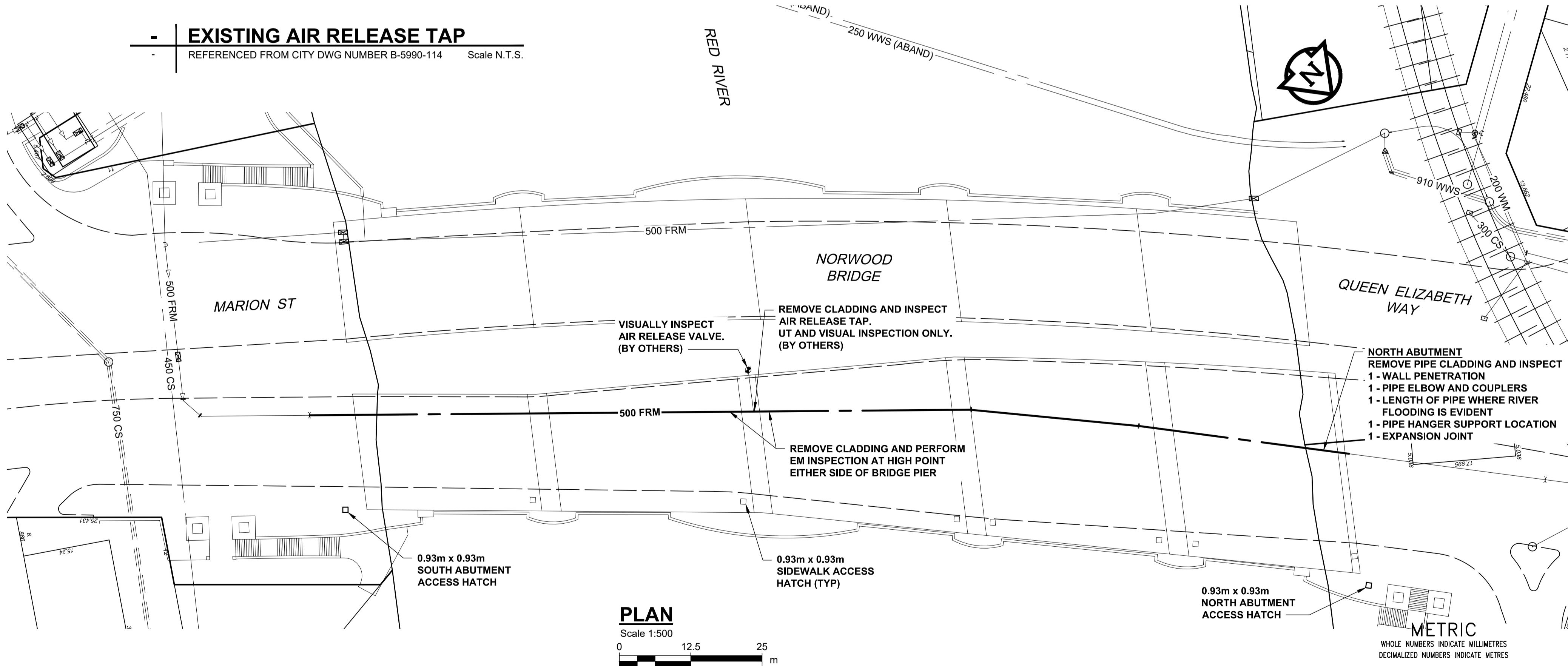
EXISTING AIR RELEASE TAP
 REFERENCED FROM CITY DWG NUMBER B-5990-114 Scale N.T.S.



FIELD INSULATION DETAIL
 SITES 1, 2 & 3 Scale 1:20

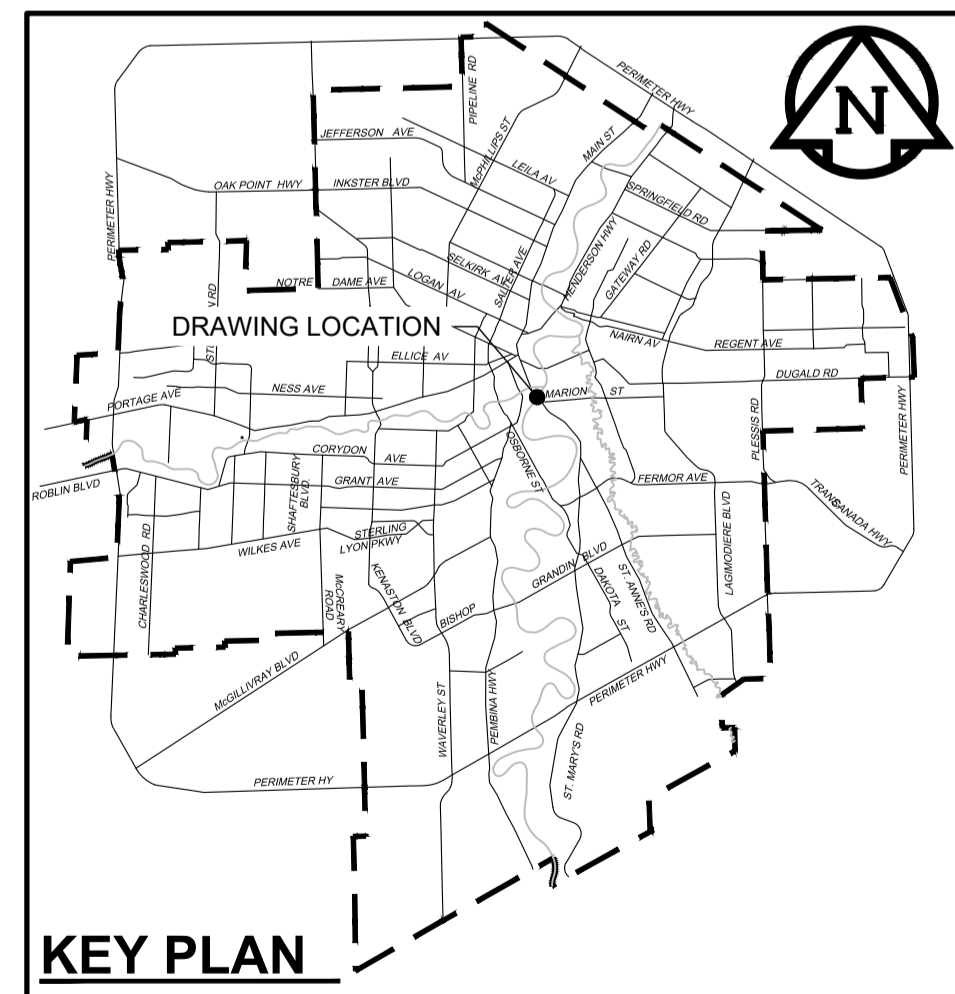


SITE PLAN
 Scale 1:1500
 0 37.5 75 m



PLAN
 Scale 1:500
 0 12.5 25 m

- NOTES:**
SEQUENCE OF WORK:
 1. REMOVE PIPE CLADDING AND INSULATION AT LOCATIONS SPECIFIED. REFER TO DETAIL.
 2. PERFORM INSPECTION USING REMOTE FIELD TECHNOLOGY EM TOOLS AT EACH LOCATION IDENTIFIED, (BY OTHERS)
 3. PERFORM ADDITIONAL INSPECTIONS FOR CORROSION UNDER INSULATION (CUI) AS DIRECTED BY CONTRACT ADMINISTRATOR.
 4. REHABILITATE PIPE COATINGS AS REQUIRED.
 5. REINSTALL NEW INSULATION AND CLADDING. REFER TO DETAIL.



KEY PLAN

ENGINEERS GEOSCIENTISTS MANITOBA
 Certificate of Authorization
 AECOM Canada Ltd.
 No. 4671 Date: June 21, 2022

WARNING
 IF POWER EQUIPMENT OR EXPLOSIVES ARE TO BE USED FOR EXCAVATION ON THIS PROJECT THE CONTRACTOR MUST:
 1) NOTIFY THE GAS COMPANY OF THE PROPOSED LOCATION OF EXCAVATION.
 2) TAKE PRECAUTION TO AVOID DAMAGE TO GAS COMPANY INSTALLATIONS.
 SEE PROVINCIAL REGULATION 210/72 FOR DETAILS

LOCATION APPROVED UNDERGROUND STRUCTURES
 SUPV. U/G STRUCTURES COMMITTEE DATE
 NOTE:
 LOCATION OF UNDERGROUND STRUCTURES AS SHOWN ARE BASED ON THE BEST INFORMATION AVAILABLE BUT NO GUARANTEE IS GIVEN THAT ALL EXISTING UTILITIES ARE SHOWN OR THAT THE GIVEN LOCATIONS ARE EXACT. CONFIRMATION OF EXISTENCE AND EXACT LOCATION OF ALL SERVICES MUST BE OBTAINED FROM THE INDIVIDUAL UTILITIES BEFORE PROCEEDING WITH CONSTRUCTION.

B.M. 84R505 N.W. Cor. Saskatchewan Ave. & Midland St., Tbt. on top of 0.05 m dia. x 1.2 m iron pipe 10.2 m S. of N.L. of Saskatchewan Ave. & 5.6 m. E. of W.L. of Midland St.
 CONSTRUCTION COMPLETION DATE: YYYY MM DD

NO.	ISSUED FOR TENDER	DATE	BY
0	ISSUED FOR TENDER	22/06/15	ADL
	REVISIONS		

AECOM

DESIGNED BY	TJB	CHECKED BY	MGM
DRAWN BY	ADL	APPROVED BY	KWF
SCALE:	HORIZONTAL AS NOTED	RELEASED FOR CONSTRUCTION	Paul Bortoluzzi
DATE	2022 06 21	DATE	Jun 21/22

PLOT DATE: 2022 06 21

ENGINEER'S SEAL
 ORIGINAL SIGNED BY J. Thompson
 June 21, 2022
 CONSULTANT DRAWING NUMBER C-1003

THE CITY OF WINNIPEG
 WATER AND WASTE DEPARTMENT
 ENGINEERING DIVISION
PROVISION OF PIPELINE ACCESS MODIFICATIONS, CLEANING AND SUPPORT SERVICES FOR RIVER CROSSING INSPECTIONS - PHASE THREE
 SITE 3
 NORWOOD BRIDGE
 FORCE MAINS
 SHEET 04 OF 11
 CITY DRAWING NUMBER 13019