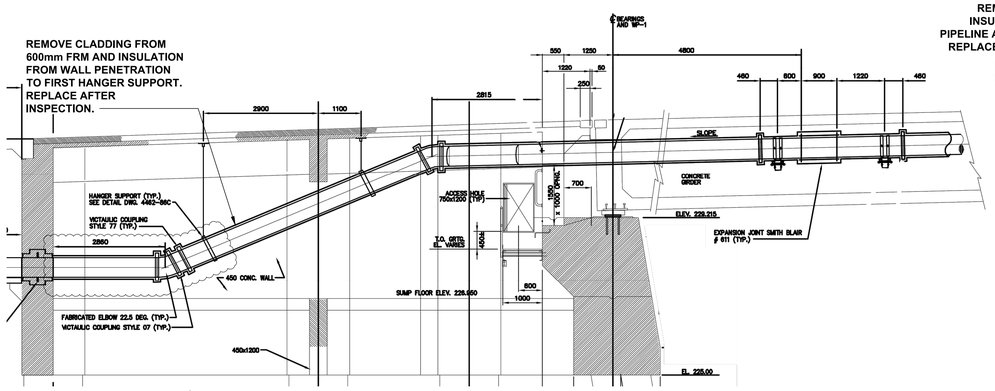

- EXISTING SOUTH ABUTMENT THROUGH SECTION

- REFERENCED FROM CITY DWG NUMBER B104-95-83C Scale N.T.S.

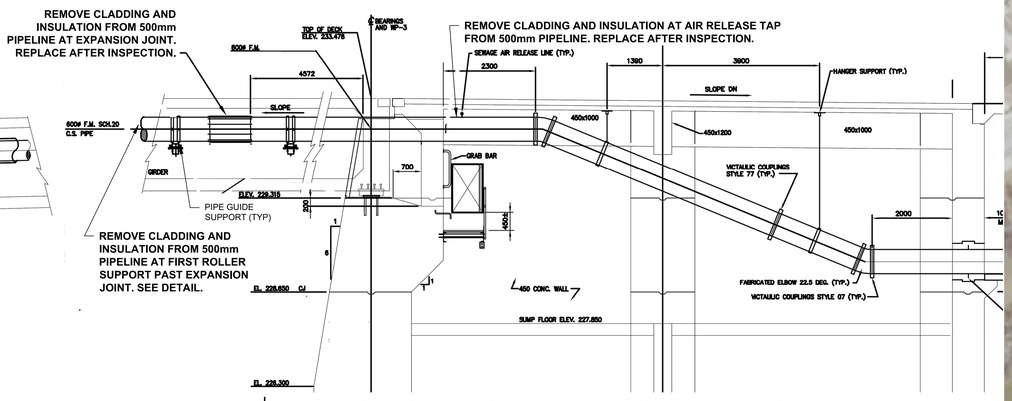

- EXISTING NORTH ABUTMENT THROUGH SECTION

- REFERENCED FROM CITY DWG NUMBER B104-95-85C Scale N.T.S.

SITE PLAN

Scale 1:1500

0 37.5 75 m

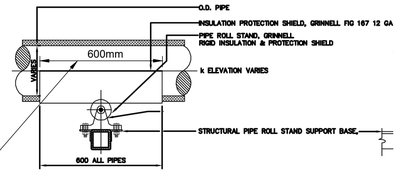

NOTE:
- PROVIDE TEMPORARY PIPE SUPPORT. TEMPORARILY REMOVE ROLLER AND WEIGHT DISTRIBUTION PLATE.
- REMOVE PIPE CLADDING AND INSULATION.
- REPLACE INSULATION, CLADDING, WEIGHT DISTRIBUTION PLATE AND ROLLER AFTER INSPECTION.

- EXISTING ROLLER SUPPORT DETAIL

- REFERENCED FROM CITY DWG NUMBER B104-95-86C Scale N.T.S.

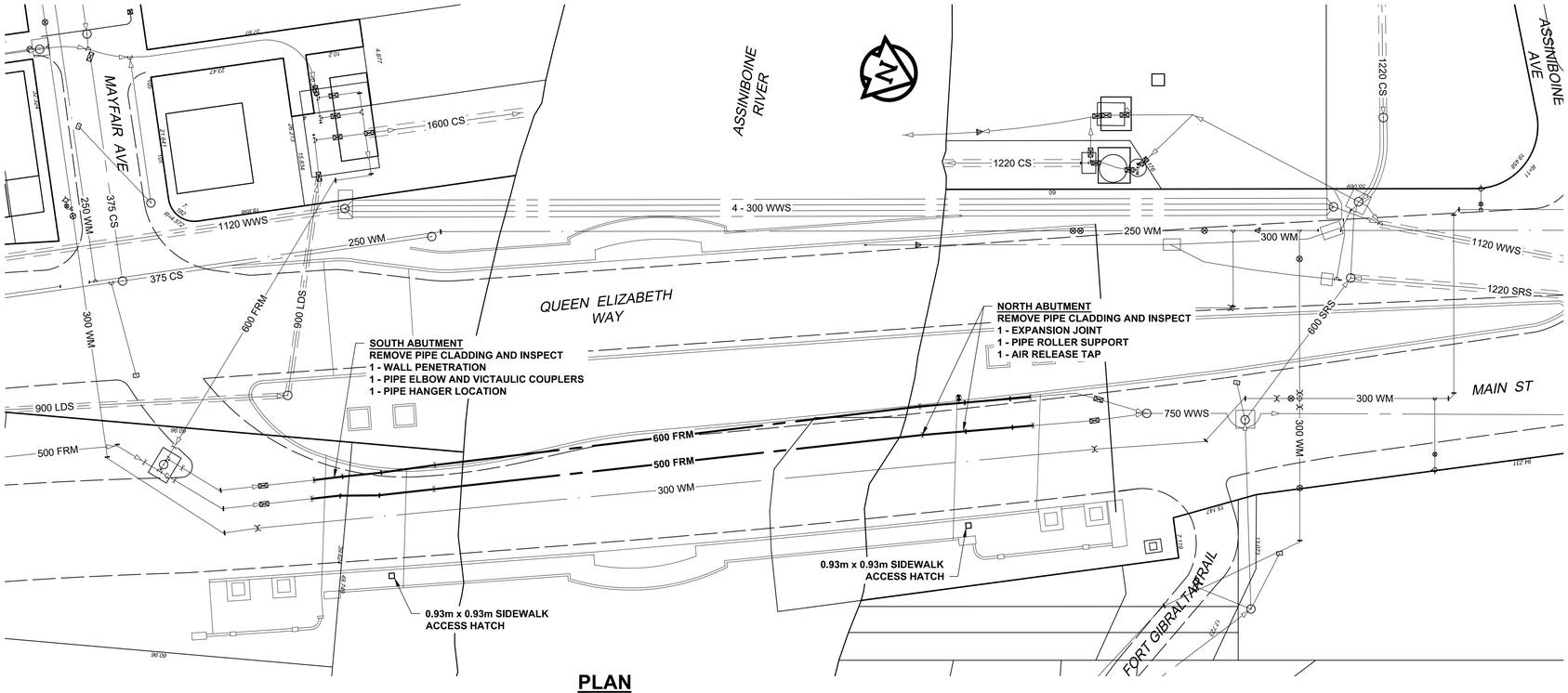

PLAN

Scale 1:500

0 12.5 25 m

NOTES:
600mm FRM AND 500mm FRM TO BE INSPECTED AT RESPECTIVE LOCATIONS SHOWN.

SEQUENCE OF WORK:
1. REMOVE PIPE CLADDING AND INSULATION AT LOCATIONS SPECIFIED. REFER TO DETAIL .
2. PERFORM INSPECTION USING REMOTE FIELD TECHNOLOGY EM TOOLS AT EACH SPECIFIED LOCATION (BY OTHERS).
3. PERFORM ADDITIONAL ULTRASONIC THICKNESS MEASUREMENTS AS DIRECTED BY THE CONTRACT ADMINISTRATOR (BY OTHERS).
4. REHABILITATE PIPE COATINGS AS REQUIRED.
5. REINSTALL NEW INSULATION AND CLADDING. REFER TO DETAIL SHEET 13019.

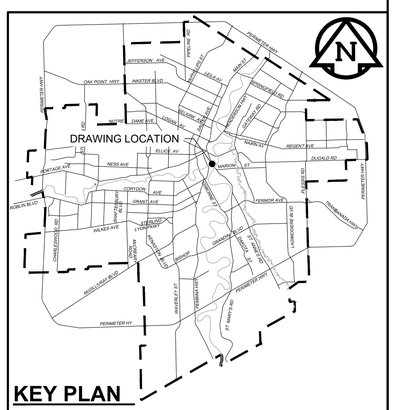

KEY PLAN

ENGINEERS GEOSCIENTISTS MANITOBA
Certificate of Authorization
AECOM Canada Ltd.
No. 4671 Date: June 21, 2022

METRIC
WHOLE NUMBERS INDICATE MILLIMETRES
DECIMALIZED NUMBERS INDICATE METRES

WARNING

IF POWER EQUIPMENT OR EXPLOSIVES ARE TO BE USED FOR EXCAVATION ON THIS PROJECT THE CONTRACTOR MUST:

1) NOTIFY THE GAS COMPANY OF THE PROPOSED LOCATION OF EXCAVATION.

2) TAKE PRECAUTION TO AVOID DAMAGE TO GAS COMPANY INSTALLATIONS.

SEE PROVINCIAL REGULATION 210/72 FOR DETAILS

LOCATION APPROVED
UNDERGROUND STRUCTURES

SUPV. U/G STRUCTURES COMMITTEE DATE

NOTE:

LOCATION OF UNDERGROUND STRUCTURES AS SHOWN ARE BASED ON THE BEST INFORMATION AVAILABLE BUT NO GUARANTEE IS GIVEN THAT ALL EXISTING UTILITIES ARE SHOWN OR THAT THE GIVEN LOCATIONS ARE EXACT. CONFIRMATION OF EXISTENCE AND EXACT LOCATION OF ALL SERVICES MUST BE OBTAINED FROM THE INDIVIDUAL UTILITIES BEFORE PROCEEDING WITH CONSTRUCTION.

B.M.
ELEV.

CONSTRUCTION COMPLETION DATE: YYYY MM DD

NO.	REVISIONS	DATE	BY
0	ISSUED FOR TENDER	22/06/15	ADL

AECOM

DESIGNED BY	TJB	CHECKED BY	MGM
DRAWN BY	ADL	APPROVED BY	KWF
SCALE: HORIZONTAL	AS NOTED	RELEASED FOR CONSTRUCTION	Paul Bortoluzzi
VERTICAL	N/A		
DATE	2022 06 21	DATE	Jun 21/22

PLOT DATE: 2022 06 21

ENGINEER'S SEAL

ORIGINAL SIGNED BY J. Thompson June 21, 2022

CONSULTANT DRAWING NUMBER

C-1001

Tender No: 507-2021

Winnipeg

THE CITY OF WINNIPEG

WATER AND WASTE DEPARTMENT
ENGINEERING DIVISION

PROVISION OF PIPELINE ACCESS MODIFICATIONS, CLEANING AND SUPPORT SERVICES FOR RIVER CROSSING INSPECTIONS – PHASE THREE

SITE 1
OLD FORS BRIDGE
FORCE MAINS

SHEET 02 OF 11

CITY DRAWING NUMBER 13017

FILE PATH: C:\Users\leippia\AppData\Local\Temp\AcPublish_23408\
FILE NAME: 60645745-SHT-30-0000-C-1001.dwg