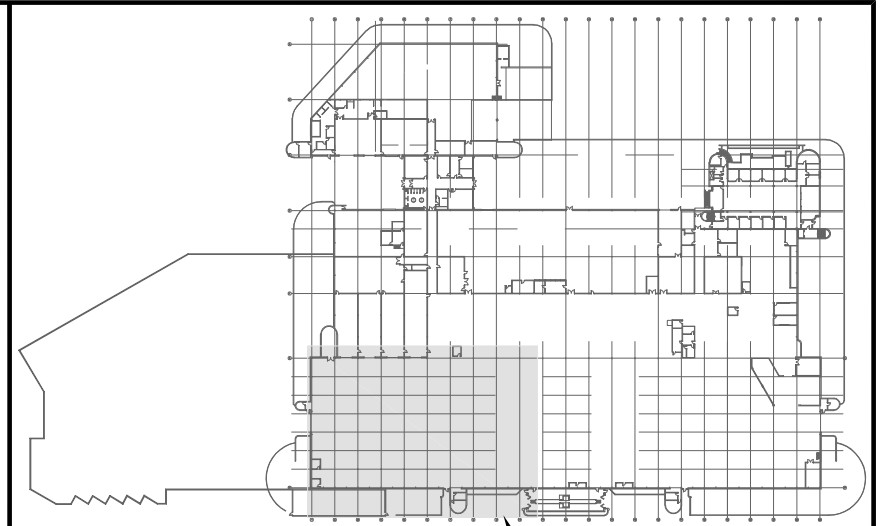


GENERAL NOTES


- A. ALL ABANDONED EQUIPMENT AND SERVICES WITHIN AREA OF WORK SHALL BE REMOVED.
- B. THIS BUILDING MAY CONTAIN ASBESTOS. REFER TO FRONT END SPECIFICATIONS FOR FURTHER INFORMATION.
- C. PRIOR TO DEMOLISHING AND REMOVAL OF THE EXISTING EQUIPMENT, COORDINATE WITH THE CITY, RETURN EQUIPMENT TO THE CITY AS REQUIRED.
- D. REFER TO ROOF DETAILS AND SPECIFICATIONS FOR ALL NEW AND CAPPED OPENINGS.
- E. FOR DRAWING CLARITY, NOT ALL MECHANICAL EQUIPMENT, PIPING AND DUCTWORK HAS BEEN SHOWN.

DEMOLITION KEY NOTES #

- 1. EXISTING ROOF DRAIN TO REMAIN.
- 2. DEMOLISH AND REMOVE NATURAL GAS PRV VENT BACK TO PRV, REPAIR AND SEAL PRV VENT ROOF OPENING. REFER TO STRUCTURAL AND ROOFING SPECIFICATION/DETAILS.
- 3. EXISTING NATURAL GAS VENT TO REMAIN.
- 4. DEMOLISH AND REMOVE INFRARED HEATER/MUA VENT REPAIR AND SEAL ROOF/WALL OPENING. REFER TO STRUCTURAL AND ROOFING SPECIFICATION / DETAILS.
- 5. REMOVE AND RELOCATE EXISTING ROOF DRAIN. REFER TO APPENDIX B AND C FOR FURTHER INFORMATION. REFER TO NEW CONSTRUCTION.
- 6. EXISTING INFRARED HEATER VENT TO REMAIN.
- 7. EXISTING ROOF DIVIDER SHOWN FOR REFERENCE.
- 8. DEMOLISH AND REMOVE INFRARED HEATER VENT.
- 9. DEMOLISH AND REMOVE ABANDONED VENT. REPAIR AND SEAL ROOF OPENING. REFER TO STRUCTURAL AND ROOFING SPECIFICATION/DETAILS.




KEY PLAN
SCALE: NTS
AREA OF WORK



4			
3			
2			
1			
0	ISSUED FOR CONSTRUCTION	JH	07/06/22
NO.	Description	BY	DDMMYY

**ENGINEERS
GEOSCIENTISTS
MANITOBA**
Certificate of Authorization
SMS Engineering Ltd.
No. 166



SMS Engineering
770 Bradford Street Winnipeg, Canada (204) 775-0291
20-349-01



Winnipeg Transit

Project Title
TRANSIT MAINTENANCE AND REPAIR BUILDING MECHANICAL UPGRADE - WEST HIGH BAY
WINNIPEG MANITOBA

Drawing Title
PARTIAL ROOF PLAN - PLUMBING - DEMOLITION

Drawn By RNS	Checked By XZ	Approved By JH
Scale 1/16"=1'-0"	Date JUNE 2022	Project No. 20-349-01
Revision Number 0	Drawing Number M1.2	Sheet Order 2 OF 10

FILE NAME AND PATH: C:\PROJECTS\20200200-349_Terminal Maintenance & Repair\3-D CAD\Rev\01.5_Mech\Phase 01\0101.M1.2_P1_A1_X1.dwg
LAYOUT: M1.2 LAST SAVED BY: rns Date: 2021-05-23 10:22:21 AM

1 PARTIAL ROOF PLAN - PLUMBING - DEMOLITION
SCALE: 1/16"=1'-0"