NOTE:
IN NORTHEAST CORNER OF STAGE 1. TRANSVERSE BARS SHALL BE PLACED FULL LENGTH PROJECTING FROM TOP AND BOTTOM SLABS. WHERE PROJECTIONS INTERFERE WITH TEMPORARY SHORING THE REINFORCING BARS MAY BE CUT (MAX. 7 PER MAT) IN A STAGGERED PATTERN AND REATTACHED WITH STEEL COUPLERS FOR STAGE 2 REINFORCING.

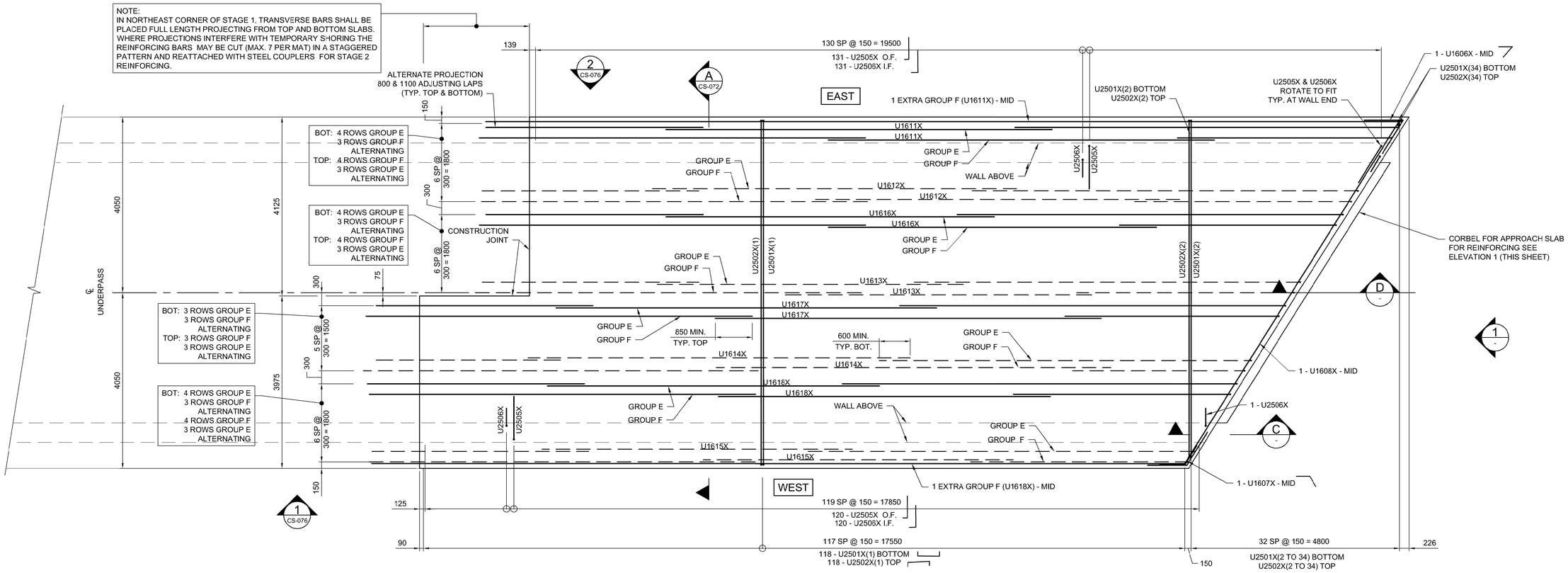

BASE SLAB REINFORCING PLAN - STAGE 1

1:50

TOP AND BOTTOM REINFORCING
SOUTH SLAB (STAGE 1)

TOP & BOTTOM LONGITUDINAL BAR GROUPS

GROUP E	U1610X	*	U1609X(2)
GROUP F	U1611X	*	U1609X(1)

* CENTER BAR OF GROUP INDICATED ON PLAN

LEGEND

TOP BAR

BOTTOM BAR

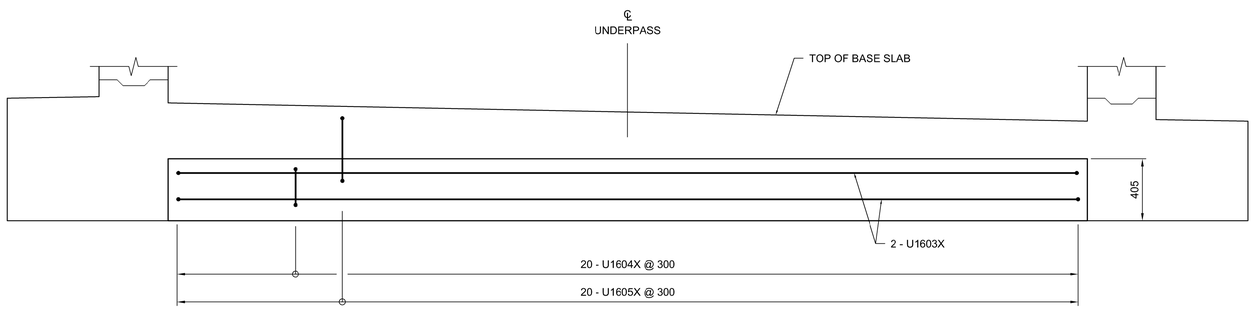

1 ELEVATION
1:20
SOUTH END SHOWN,
NORTH END SIMILAR

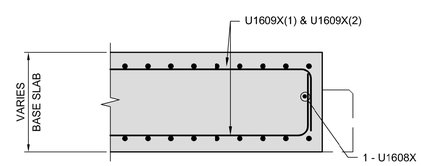

C SECTION
1:20

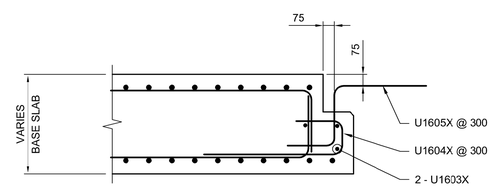

D SECTION
1:20

APEGM
Certificate of Authorization
Dillon Consulting Limited (MB)
No. 1789 Date: 2018/02/09

NO.	REVISIONS	DATE	BY
0	ISSUED FOR TENDER	18/02/09	DRA

DILLON CONSULTING

DESIGNED BY	DRA	CHECKED BY	SSR
DRAWN BY	DB	APPROVED BY	MBL
HOR. SCALE	AS SHOWN	RELEASED FOR CONSTRUCTION	
VERTICAL	AS SHOWN		
DATE	2018/02/09	DATE	

ENGINEER'S SEAL
PROVINCE OF MANITOBA
D.R.C. AMORIM
Member 33215
REGISTERED PROFESSIONAL ENGINEER

CONSULTANT PROJECT NUMBER
17-5932

Winnipeg
THE CITY OF WINNIPEG
PUBLIC WORKS DEPARTMENT

FERMOR AVENUE BRIDGE OVER SEINE RIVER
BRIDGE REHABILITATION, PEDESTRIAN-CYCLIST UNDERPASS STRUCTURE AND ROADWORKS FROM ST. ANNE'S ROAD TO ARCHIBALD STREET

PEDESTRIAN-CYCLIST UNDERPASS
REINFORCING DETAILS 3 OF 5

CITY DRAWING NUMBER
U-243-2017-CS-074

SHEET 074 OF 100

CONSULTANT DRAWING NUMBER
CS- 074

G:\CAD\175932\Drawings\Structural\Contract\UNDERPASS\175932-UNDERPASS-CON-CS-REINF DETAILS 2.dwg