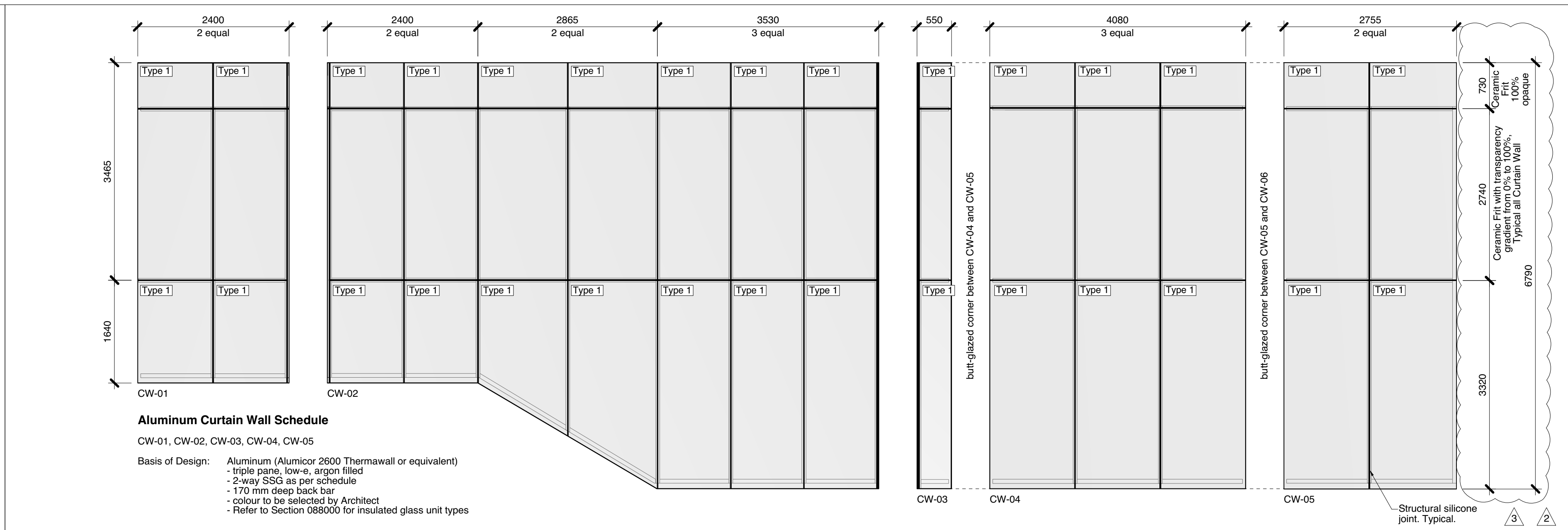
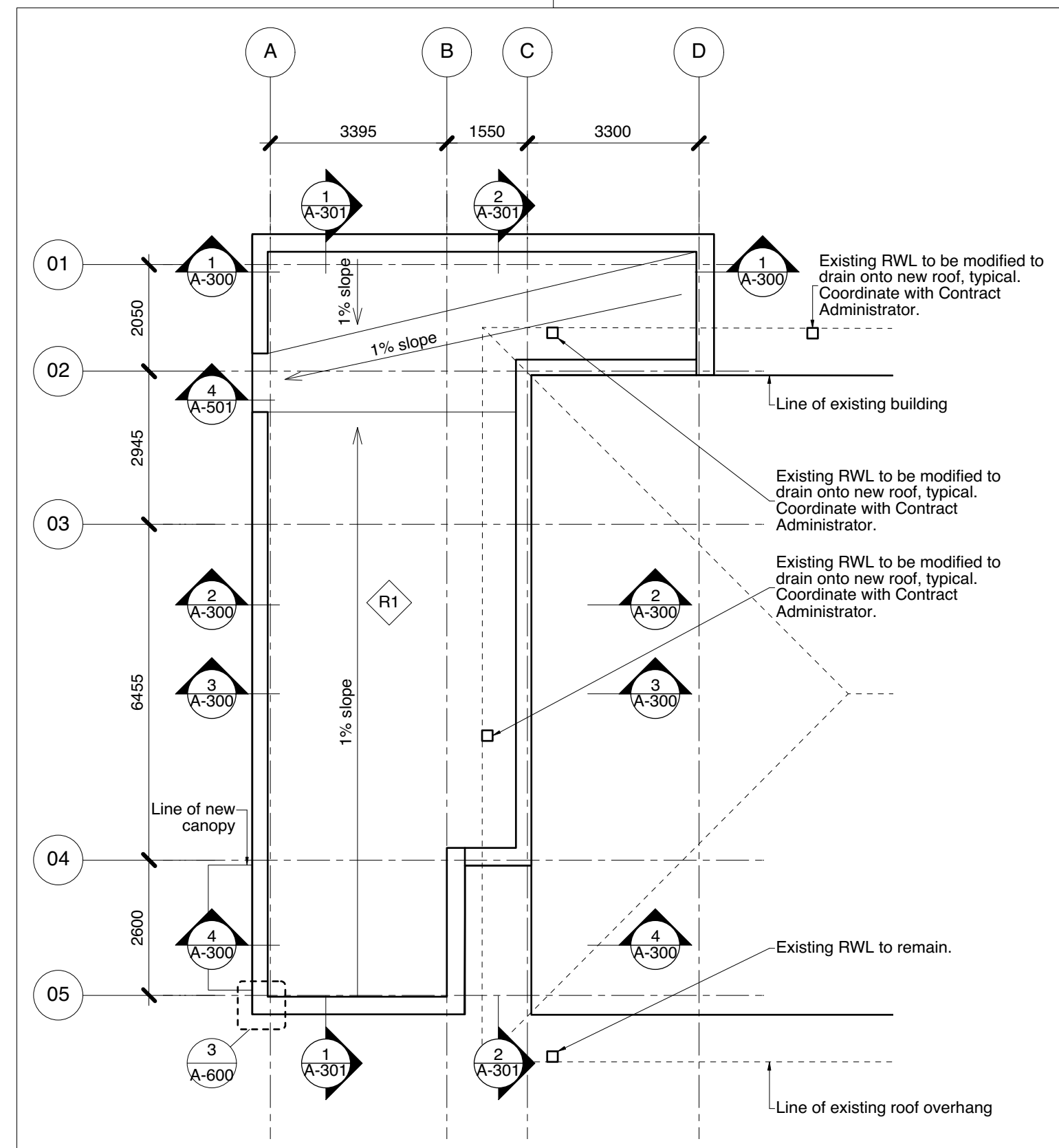
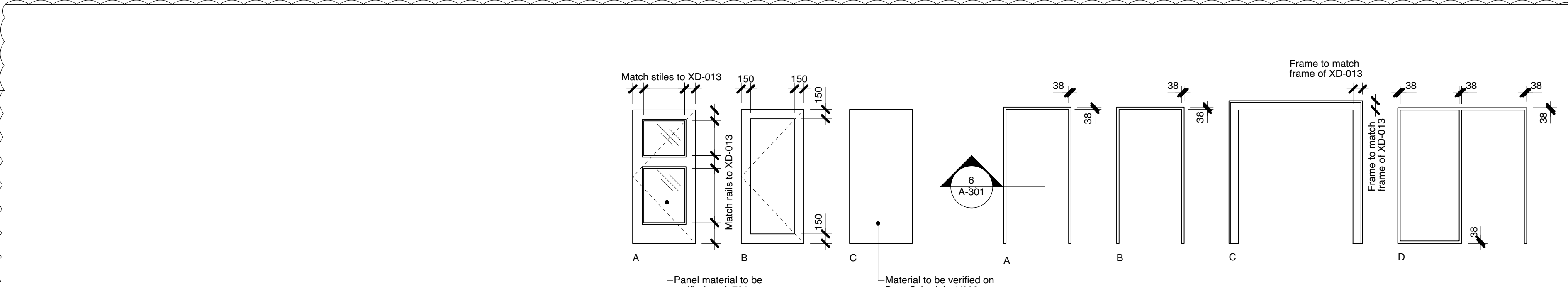


DOOR #		DOOR										FRAME				NOTES	
		NOMINAL SIZE OF ACTIVE LEAF			TYPE	MATERIAL	CORE	FINISH	RATING	GLASS	HARDWARE	TYPE	MATERIAL	FINISH	RATING		
		WIDTH	HEIGHT	THICKNESS													
BASEMENT LEVEL																	
D 001	Lift Door																Lift door - see Lift package
D 002	Corridor	990	2133	38	B	Wood	SC	STN	-	TG	1	D	Wood	STN	45 min	Smoke seal, Door operator	
D 003	Storage	914	2133	38	C	Wood	SC	STN	-	-	2	A	Wood	PNT	-		
D 005	Mechanical	914	2133	38	C	HM	Hollow	PTN	45 min	-	2	B	Metal	PNT	-		
D 006	MPR #1	990	2133	38	C	Glass	-	-	-	TG	3	-	-	-	-		
D 008	MPR #2	990	2133	38	C	Glass	-	-	-	TG	3	-	-	-	-		
D 011	Meeting/Tutorial	990	2133	38	C	Glass	-	-	-	TG	3	-	-	-	-		
D 017	IT	EX	EX	EX	EX	Wood	-	-	-	-	-	EX	Wood	STN	-		
XD 013	UTR	EX	EX	EX	-	Wood	SC	STN	EX	EX	EX	EX	EX	EX	EX	Door operator, Privacy lock	
XD 014	Unisex WC	EX	EX	EX	-	Wood	SC	STN	EX	EX	EX	EX	EX	EX	EX	Door operator, Privacy lock	
D 015	Exit	± 965	2133	38	A	Wood	SC	STN	-	-	5	C	Wood	STN	-	Weather stripping, Panic hardware	
D 016	Staff	990	2133	38	A	Wood	SC	STN	-	TG	3	C	Wood	STN	-		
D 017	Program	990	2133	38	A	Wood	SC	STN	-	TG	6	C	Wood	STN	-	Door operator	
D 017	Program	double	2133	38	A	Wood	SC	STN	-	-	7	C	Wood	STN	-	Lockable by Unican lock (program storage)	
100 LEVEL																	
XD 101	A Ex Entry	EX	EX	EX	EX	EX	EX	EX	EX	EX	EX	EX	EX	EX	EX	EX	Weather stripping
XD 101	B Ex Entry	EX	EX	EX	EX	EX	EX	EX	EX	EX	EX	EX	EX	EX	EX	EX	Weather stripping
XD 101	C Ex Entry	EX	EX	EX	EX	EX	EX	EX	EX	EX	EX	EX	EX	EX	EX	EX	Weather stripping, card access
D 102	A Vestibule	1140	2560	-	-	ALUM	-	-	-	TG	8	-	ALUM	-	-	-	Sliding door with motion sensor operator, overall frame width 2375, frame height 2740
D 102	B Vestibule	1172	2560	-	-	ALUM	-	-	-	TG	8	-	ALUM	-	-	-	Sliding door with motion sensor operator, overall frame width 3170, frame height 2740
D 103	Lift Door																Lift door - see Lift package
200 LEVEL																	
D 201	A UTR	990	2133	38	C	Wood	SC	STN	-	-	9	A	Wood	STN	-	Door operator, Privacy lock	
D 201	B Lift Door																Lift door - see Lift package
D 205	Exit	990	2133	38	A	Wood	SC	STN	-	-	5	C	Wood	STN	-	Weather stripping, Panic hardware	
D 206	Office	990	1810	38	C	Wood	SC	STN	-	-	10	A	Wood	STN	-		


3/2 1 A-003 Door Schedule



2 A-003 Curtainwall Schedule



4 A-003 Door and Frame Types



This drawing must not be scaled. The contractor shall verify all dimensions and other data on site prior to commencement of work. Discrepancies, errors, and omissions are to be reported to Public City Architecture Inc. prior to proceeding with the Work.

Drawings and specifications as instruments of service are the property of Public City Architecture Inc. and when made, must bear their name. All prints to be returned to Public City Architecture Inc. upon request.

No reproduction or revision to these drawings may be made without the permission of Public City Architecture Inc. and when made, must bear their name. All prints to be returned to Public City Architecture Inc. upon request.

Project
St. John's Library Renovation

Drawing
Door Schedule, Glazing Elevations & Roof Plan

Drawing By TH
Reviewed By PS
Scale As Noted
Drawing No. A-003

Date 2016.07.18
Project No. 1503b