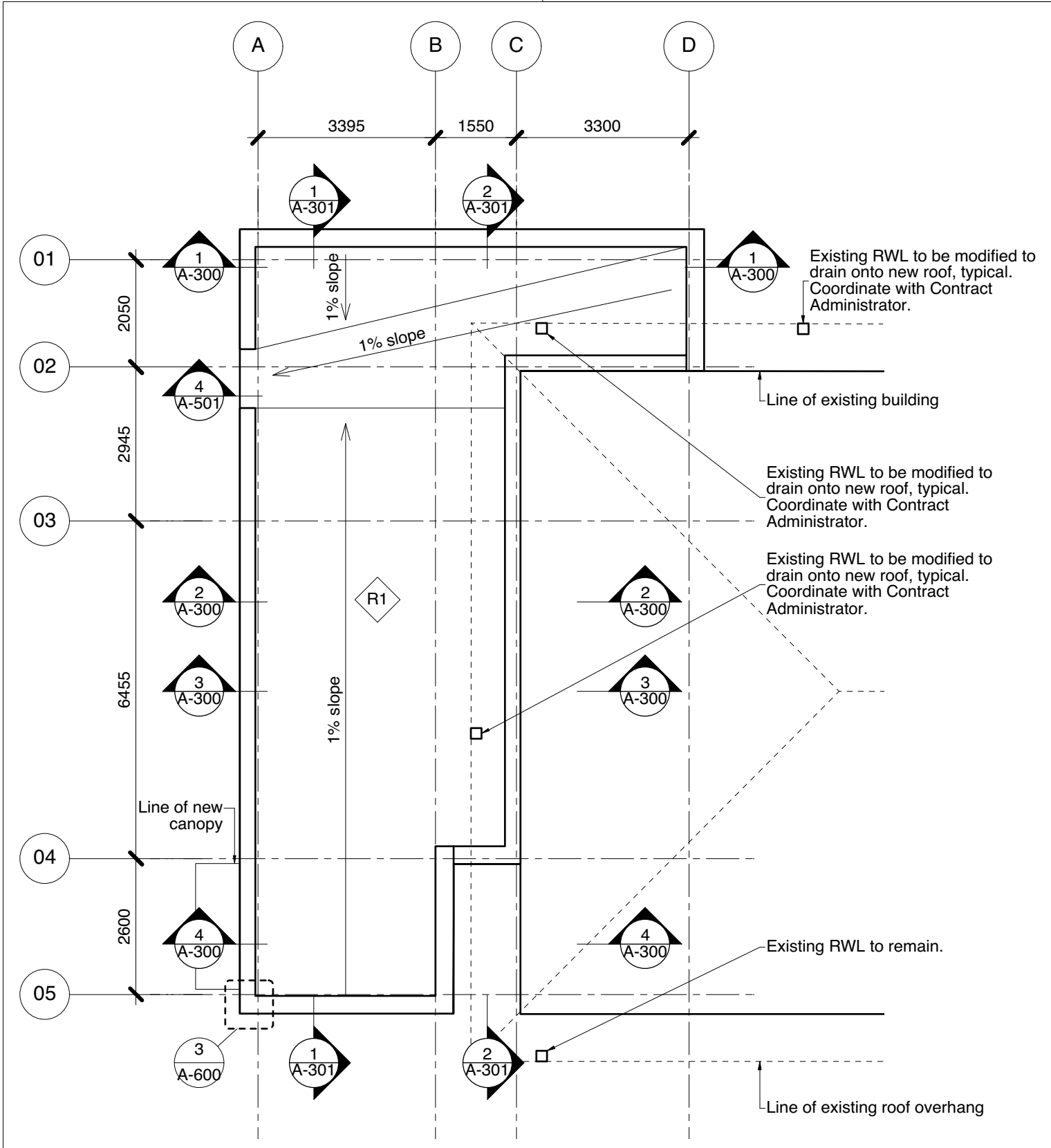
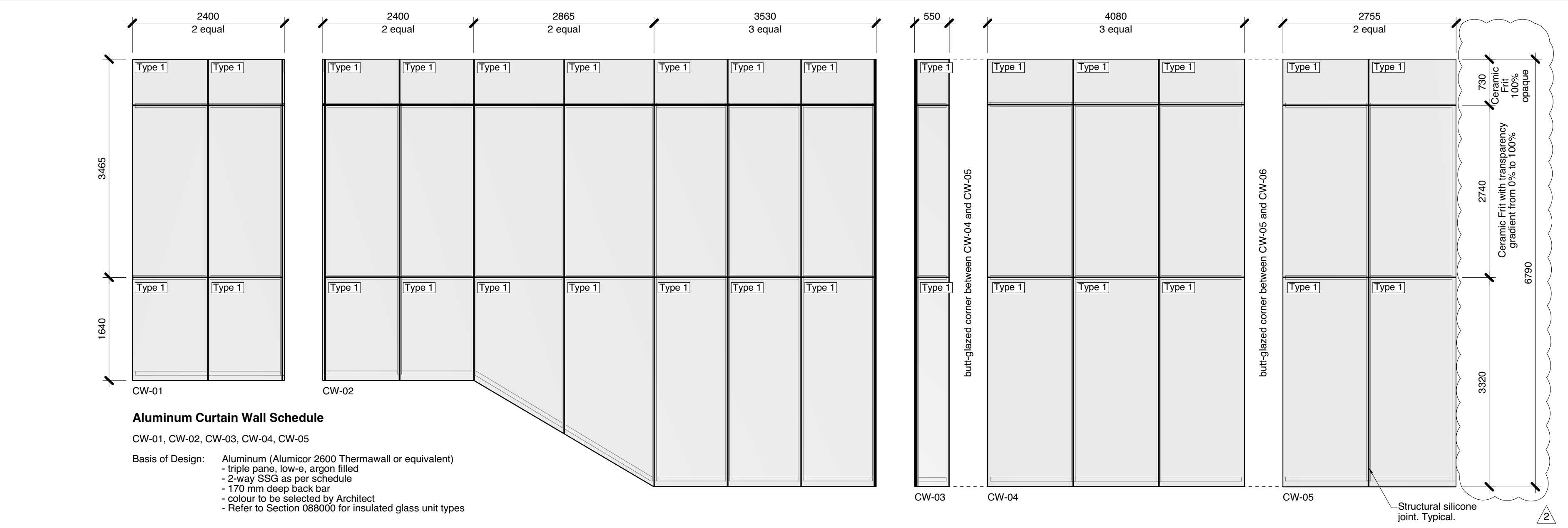


DOOR #		NOMINAL SIZE OF ACTIVE LEAF			DOOR								FRAME				NOTES
		WIDTH	HEIGHT	THICKNESS	TYPE	MATERIAL	CORE	FINISH	RATING	GLASS	HARDWARE	TYPE	MATERIAL	FINISH	RATING		
BASEMENT LEVEL																	
D 001	A	Lift Door															Lift door - see Lift package
D 001	A	Corridor	990	2133	38	B	Wood	SC	STN	-	TG	1	D	Wood	STN	45 min	Smoke seal, Door operator
D 002		Storage	914	2133	38	C	Wood	SC	STN	-	-	2	A	Wood	PNT	-	
D 003		Mechanical	914	2133	38	C	HM	Hollow	PTN	45 min	-	2	B	Metal	PNT	-	
D 005		MPR #1	990	2133	38	C	Glass	-	-	-	TG	3	-	-	-	-	
D 006		MPR #2	990	2133	38	C	Glass	-	-	-	TG	3	-	-	-	-	
D 008		Meeting/Tutorial	990	2133	38	C	Glass	-	-	-	TG	3	-	-	-	-	
D 011		IT	EX	EX	EX	EX	Wood	-	-	-	-	-	EX	Wood	STN	-	
XD 013		UTR	EX	EX	EX	-	Wood	SC	STN	EX	EX	EX	EX	EX	EX	EX	Door operator, Privacy lock
XD 014		Unisex WC	EX	EX	EX	-	Wood	SC	STN	EX	EX	EX	EX	EX	EX	EX	Door operator, Privacy lock
D 015		Exit	± 965	2133	38	A	Wood	SC	STN	-	-	5	C	Wood	STN	-	Weather stripping, Panic hardware
D 016		Staff	990	2133	38	A	Wood	SC	STN	-	TG	3	C	Wood	STN	-	
D 017	A	Program	990	2133	38	A	Wood	SC	STN	-	TG	6	C	Wood	STN	-	Door operator
D 017	B	Program	double	2133	38	A	Wood	SC	STN	-	-	7	C	Wood	STN	-	Lockable by Unican lock (program storage)
100 LEVEL																	
XD 101	A	Ex Entry	EX	EX	EX	EX	EX	EX	EX	EX	EX	EX	EX	EX	EX	EX	Weather stripping
XD 101	B	Ex Entry	EX	EX	EX	EX	EX	EX	EX	EX	EX	EX	EX	EX	EX	EX	Weather stripping
XD 101	C	Ex Entry	EX	EX	EX	EX	EX	EX	EX	EX	EX	EX	EX	EX	EX	EX	Weather stripping, card access
D 102	A	Vestibule	1140	2438	-	-	ALUM	-	-	-	TG	8	-	ALUM	-	-	Sliding door with motion sensor operator, overall frame width 2400
D 102	B	Vestibule	1172	2438	-	-	ALUM	-	-	-	TG	8	-	ALUM	-	-	Sliding door with motion sensor operator, overall frame width 3195
D 103		Lift Door															Lift door - see Lift package
200 LEVEL																	
D 201	A	UTR	990	2133	38	C	Wood	SC	STN	-	-	9	A	Wood	STN	-	Door operator, Privacy lock
D 201	B	Lift Door															Lift door - see Lift package
D 205		Exit	990	2133	38	A	Wood	SC	STN	-	-	5	C	Wood	STN	-	Weather stripping, Panic hardware
D 206		Office	990	1810	38	C	Wood	SC	STN	-	-	10	A	Wood	STN	-	

1 A-003 Door Schedule

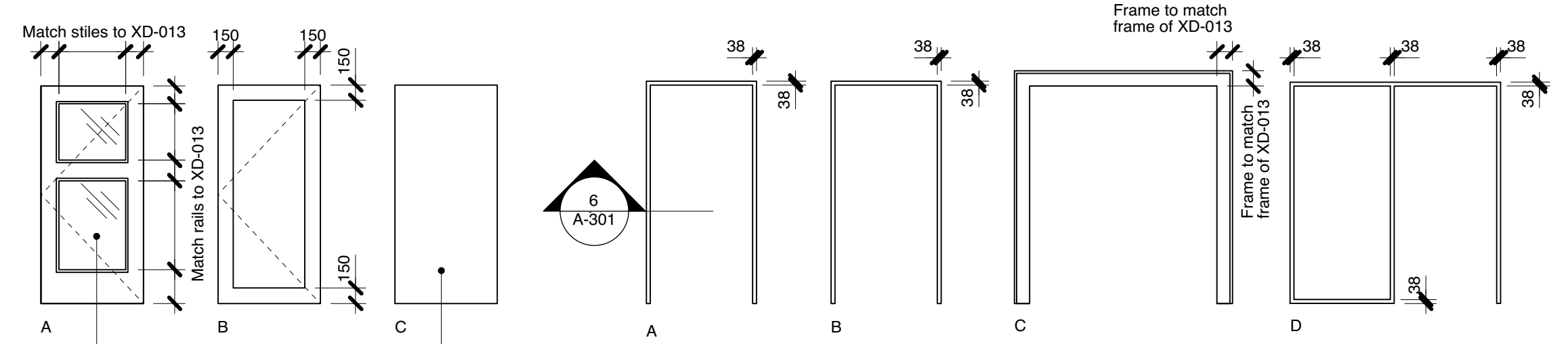


3 A-003 Roof Plan Scale: 1:100




Aluminum Curtain Wall Schedule
CW-01, CW-02, CW-03, CW-04, CW-05
Basis of Design:
- Aluminum (Alumicor 2600 Thermawall or equivalent)
- triple pane, low-e, argon filled
- 2-way SSG as per schedule
- 170 mm deep back bar
- colour to be selected by Architect
- Refer to Section 088000 for insulated glass unit types

2 A-003 Curtainwall Schedule



4 A-003 Door and Frame Types 1:50



This drawing must not be scaled. The contractor shall verify all dimensions and other data on site prior to commencement of work. Discrepancies, errors, and omissions are to be reported to Public City Architecture Inc. prior to proceeding with the Work.
Drawings and specifications as instruments of service are the property of Public City Architecture Inc. and when made, must bear their name. All prints to be returned to Public City Architecture Inc. upon request.
No reproduction or revision to these drawings may be made without the permission of Public City Architecture Inc., and when made, must bear their name. All prints to be returned to Public City Architecture Inc. upon request.