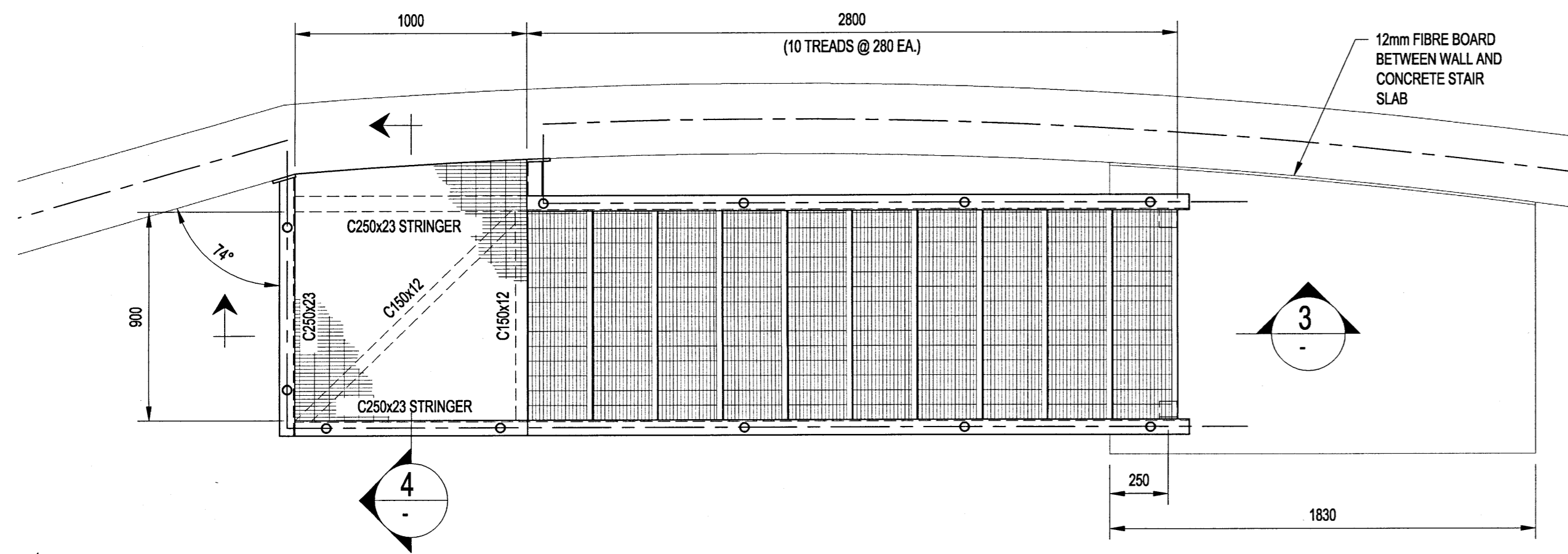


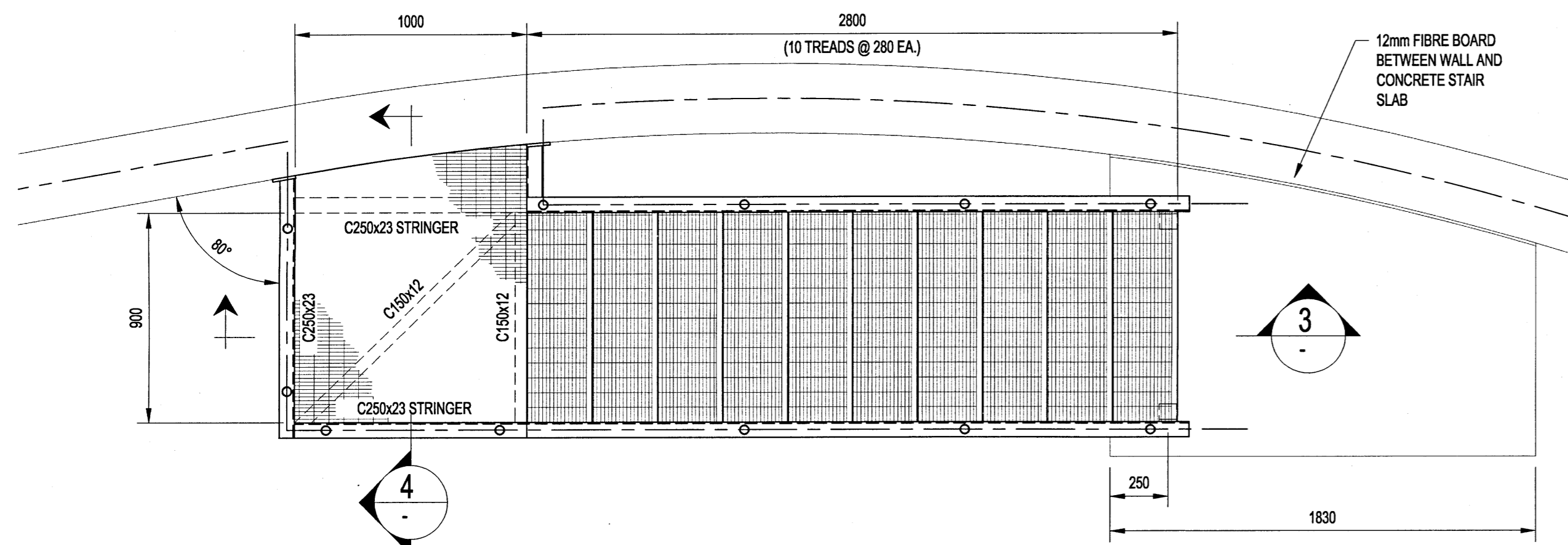
GENERAL NOTES:

1. ALL EXTERIOR STEEL ELEMENTS TO BE GALVANIZED.
2. STEEL STAIR DETAILING AND CONNECTIONS TO CONCRETE RETAINING WALL BY MISCELLANEOUS METAL DESIGNER.



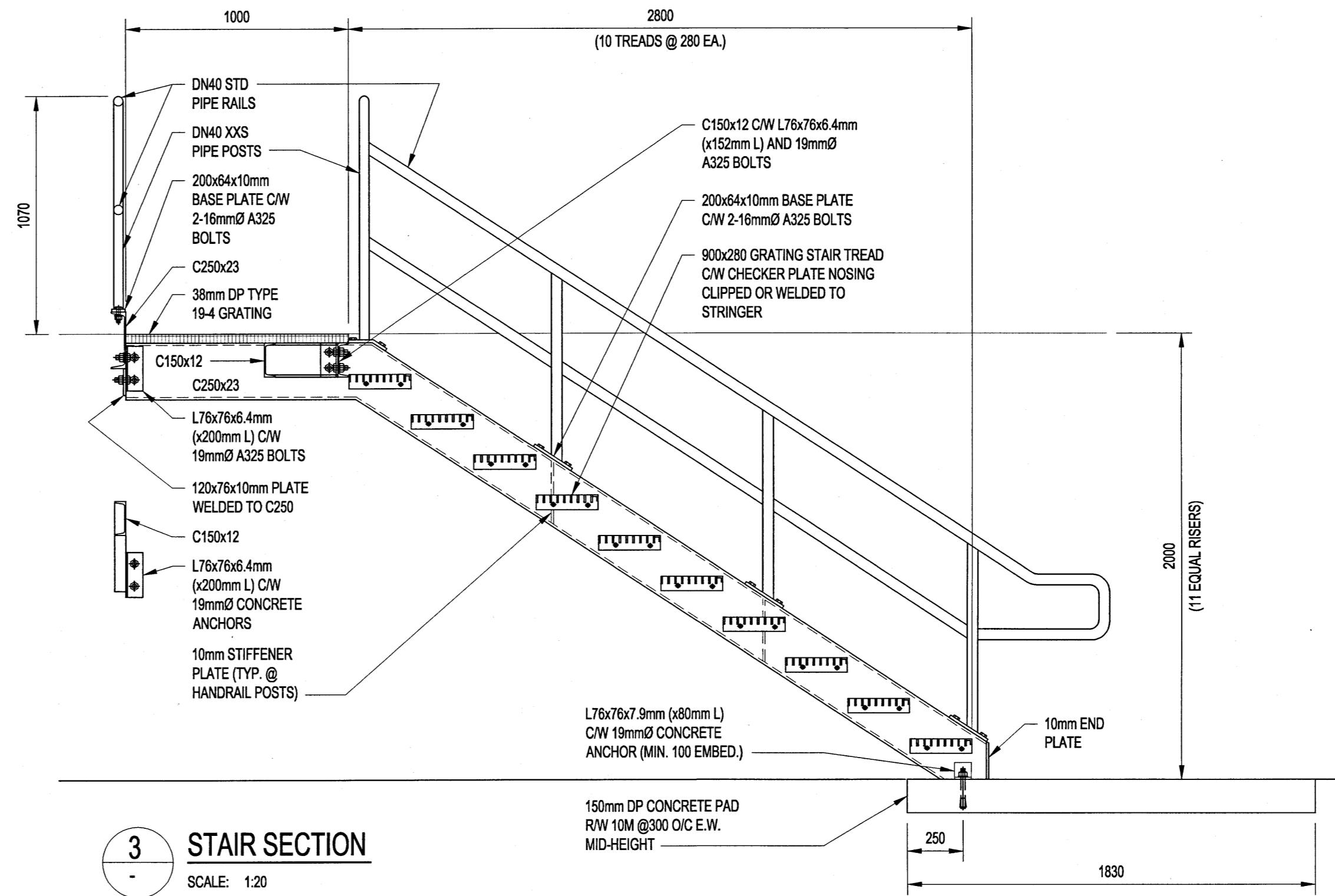
1 RETAINING WALL STAIR PLAN  
SCALE: 1:20

DESIGN LOADS FOR STAIR:  
LIVE LOAD - 4.8 kPa  
DEAD LOAD - 1.0 kPa

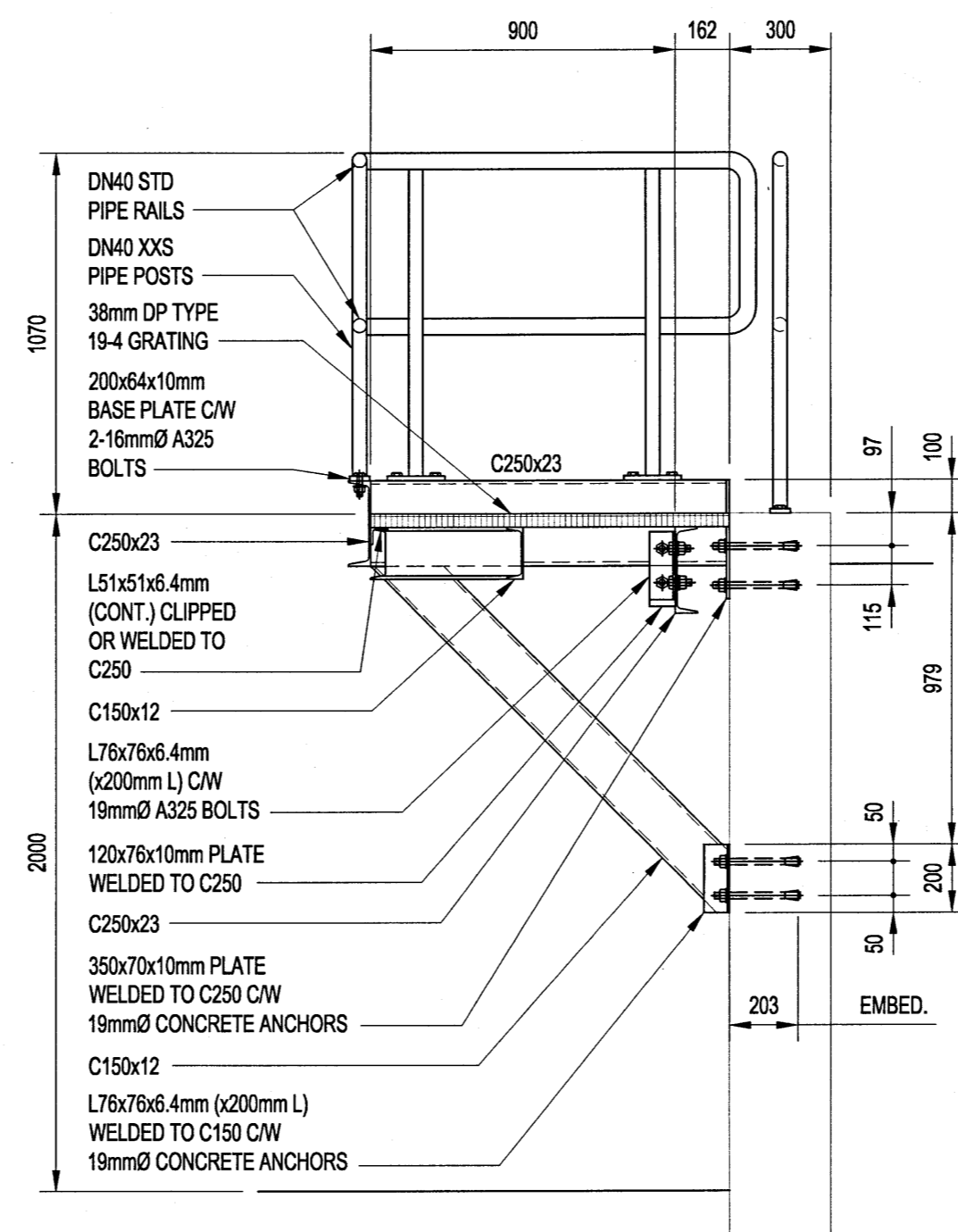


2 RETAINING WALL STAIR PLAN  
SCALE: 1:20

DESIGN LOADS FOR STAIR:  
LIVE LOAD - 4.8 kPa  
DEAD LOAD - 1.0 kPa



3 STAIR SECTION  
SCALE: 1:20



4 STAIR SECTION  
SCALE: 1:20

LOCATION APPROVED UNDERGROUND STRUCTURES

NO.	REVISIONS	DATE	BY
0	ISSUED FOR TENDER	17/03/29	[Signature]


NOTE:  
LOCATION OF UNDERGROUND STRUCTURES AS SHOWN ARE BASED ON THE BEST INFORMATION AVAILABLE BUT NO GUARANTEE IS GIVEN THAT ALL EXISTING UTILITIES ARE SHOWN OR THAT THE GIVEN LOCATIONS ARE EXACT. CONFIRMATION OF EXISTENCE AND EXACT LOCATION OF ALL SERVICES MUST BE OBTAINED FROM THE INDIVIDUAL UTILITIES BEFORE PROCEEDING WITH CONSTRUCTION.

B.M.	ELEV.

**KGS GROUP**  
CONSULTING ENGINEERS

DESIGNED BY	DJP	CHECKED BY	CMS
DRAWN BY	MBB	APPROVED BY	[Signature]
HOR. SCALE:	AS NOTED	RELEASED FOR CONSTRUCTION:	
VERTICAL:	AS NOTED	DATE	17/02/15

ENGINEER'S SEAL



CONSULTANT DRAWING NO.  
16-0107-010

**Winnipeg**

THE CITY OF WINNIPEG  
WATER AND WASTE DEPARTMENT

PROJECT TITLE  
4R WINNIPEG DEPOT  
EAST WINNIPEG COMMUNITY RESOURCE  
RECOVERY CENTRE

RETAINING WALL STAIR DETAILS

SHEET	21	OF	41
COMPUTER FILE NAME	16-0107-010		
CONSULTANT DRAWING NUMBER	S05		