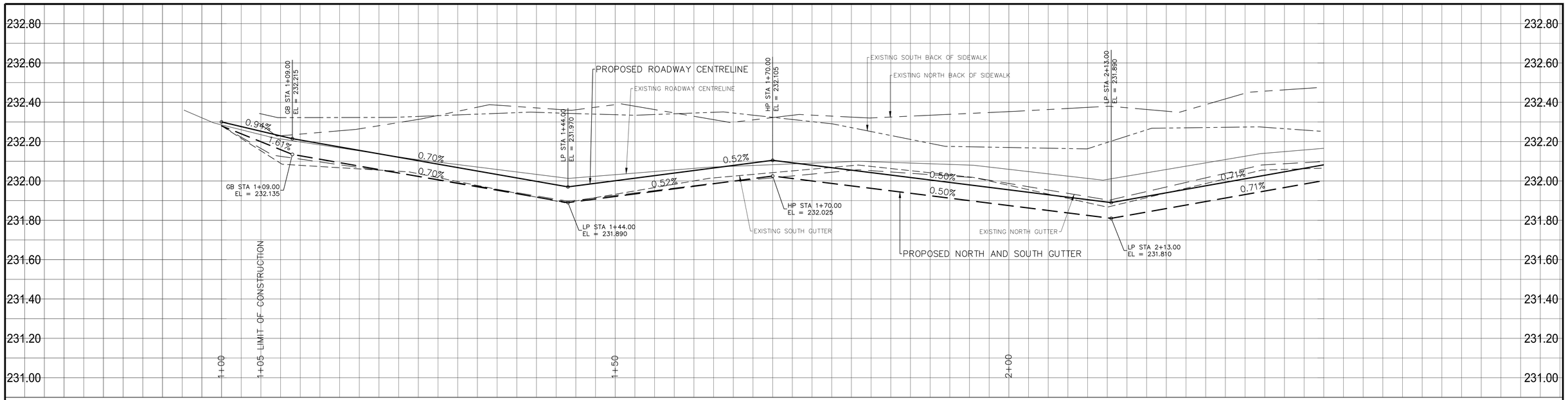

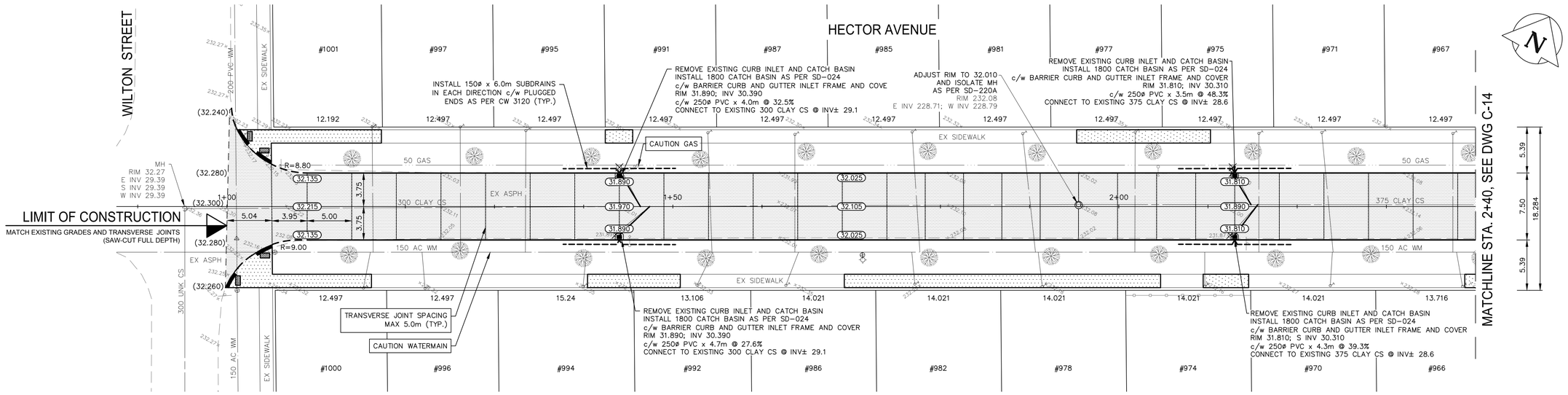

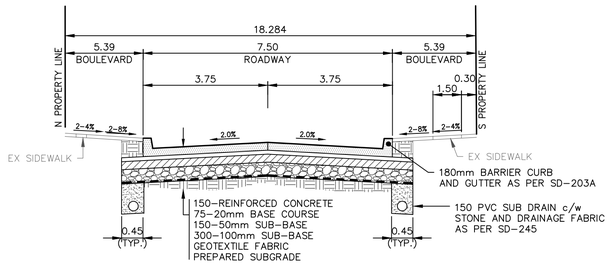

TYPICAL CROSS-SECTION

NTS

NOTES:
1. ALL WORK AND MATERIALS TO BE IN ACCORDANCE WITH THE LATEST REVISION OF THE CITY OF WINNIPEG STANDARD CONSTRUCTION SPECIFICATIONS.
2. CONTRACTOR TO CONFIRM THE LOCATION OF ALL UTILITIES/SERVICES IN THE FIELD PRIOR TO CONSTRUCTION.
3. ALL ROADWAY DIMENSIONS SHOWN ARE TO BACK OF CURB.
4. ADD 200.00 TO ABBREVIATED ELEVATIONS TO OBTAIN GEODETIC ELEVATION.
5. RENEW CURB AND SIDEWALK AS IDENTIFIED BY CONTRACT ADMINISTRATOR.
6. ALL PRIVATE WALKWAYS TO BE ADJUSTED TO NEW SIDEWALK OR TOP OF CURB ELEVATION, AS REQUIRED.
7. ADJUST MH FRAMES, CB RIMS, AND VALVES TO NEW GRADES, AS REQUIRED.
8. MODIFIED BARRIER CURB TO BE CONSTRUCTED AT ALL INTERSECTION RADII AND BACK LANE RADII.
9. ALL EXISTING LONG WATER SERVICES TO BE INSULATED AS PER SD-018 (AS REQUIRED).
10. LAMP STANDARDS, HYDRO POLES, AND ANCHORS THAT REQUIRE TEMPORARY SUPPORT, REMOVAL OR REPLACEMENT, TO BE DONE SO AT THE EXPENSE OF THE CONTRACTOR AS NECESSARY.
11. CONTRACTORS TO TAKE PRECAUTIONARY STEPS TO PROTECT EXISTING TREES WITHIN THE LIMITS OF CONSTRUCTION FROM DAMAGE FROM CONSTRUCTION ACTIVITIES AS OUTLINED IN THE SPECIFICATIONS.
12. ALL BOULEVARDS TO BE SODDED UNLESS OTHERWISE NOTED.

FOR TENDER PURPOSES ONLY

METRIC
WHOLE NUMBERS INDICATE MILLIMETRES
DECIMALIZED NUMBERS INDICATE METRES

APEGM
Certificate of Authorization
MMM Group Limited
No. 4531

NOTE:
These design documents are prepared solely for the use by the party with whom the design professional has entered into a contract and there are no representations of any kind made by the design professional to any party with whom the design professional has not entered into a contract.

EXISTING	LEGEND-PLAN	PROPOSED	EXISTING	LEGEND-PLAN	PROPOSED	EXISTING	LEGEND-PROFILE	PROPOSED
	WATER MAIN			IRON BAR				
	LAND DRAINAGE SEWER			HYDRO POLE & LIGHT STANDARD				
	WASTE WATER SEWER			LIGHT STANDARD OR TRAFFIC SIGNAL				
	HYDRO			HYDRO POLE				
	M.T.S.			CURB RAMP				
	GAS			DETECTABLE WARNING SURFACE TILE				
	SIGNALS			EDGE OF SIDEWALK				
	MANHOLE			FENCE				
	CATCH BASIN			PROPERTY LINE				
	CURB INLET			EDGE OF ASPHALT				
	UTILITIES ADJUSTED			EDGE OF CONCRETE				
	PLUG			MODIFIED BARRIER CURB				
	HYDRANT			BARRIER CURB				
	VALVE			BARRIER CURB AND GUTTER				
	CURB STOP			CONC SIDEWALK			NORTH OR WEST SIDEWALK	
230.99	GROUND GRADE			CONCRETE SLAB			SOUTH OR EAST SIDEWALK	
(31.00)	PAVEMENT GRADE	31.00		ASPHALT			ROADWAY CENTRELINE	
	ANCHOR			MILLED SURFACE			NORTH OR WEST GUTTER	
#111	CIVIC ADDRESS			ASPHALT JOINT REPAIR			SOUTH OR EAST GUTTER	

LOCATIONS APPROVED UNDERGROUND STRUCTURES

SIGNED BY: _____ DATE _____
SUPV U/G STRUCTURES

LOCATION OF UNDERGROUND STRUCTURES AS SHOWN ARE BASED ON THE BEST INFORMATION AVAILABLE BUT NO GUARANTEE IS GIVEN THAT ALL EXISTING UTILITIES ARE SHOWN OR THAT THE GIVEN LOCATIONS ARE EXACT CONFIRMATION OF EXISTANCE AND EXACT LOCATION OF ALL SERVICES MUST BE OBTAINED FROM THE INDIVIDUAL UTILITIES BEFORE PROCEEDING

G.B.M. ELEV. 232.87 — BENCHMARK LOCATION LOCATED ON TOP OF TOP NUT ON HYDRANT AT SOUTHWEST BETWEEN HOUSE #946 AND #944 OF GUELPH STREET AND HARROW STREET

NO.	REVISIONS	DATE	BY
F			
E			
D			
C	ISSUED FOR TENDER	02.05.17	SG
B	ISSUED FOR UNDERGROUND STRUCTURES REVIEW	17.04.17	SG
A	ISSUED FOR CLIENT REVIEW	23.03.17	SG

MMM GROUP

MMM Group Limited.
Suite 111 - 93 Lombard Ave.
Winnipeg, MB R3B 3B1
t. 204.943.3178
f. 204.943.4948
www.mmmgrouplimited.com

DESIGNED BY	EC	CHECKED BY	SG/TR
DRAWN BY	HK/LT	APPROVED BY	RMB
HOR. SCALE	1:250	RELEASED FOR CONSTRUCTION	
VERTICAL	1:10		
DATE	14 FEB 2017	DATE	

ENGINEER'S SEAL
PROVINCE OF MANITOBA
R.M. BORODY
Member
6179
REGISTERED PROFESSIONAL ENGINEER

CONSULTANT ACAD DWG. NO.
17M-00168-00-C-13

Winnipeg

THE CITY OF WINNIPEG
PUBLIC WORKS DEPARTMENT
ENGINEERING DIVISION

2017 LOCAL STREET RENEWAL PROGRAM
HECTOR AVENUE
WILTON STREET TO STAFFORD STREET

PAVEMENT RECONSTRUCTION
STA. 1+05 TO STA. 2+40

CITY DRAWING NUMBER
SHEET 13 OF 19
BID NO. 321-2017

May 02, 2017 – 5:21pm
P:\2017\17M-00168-00 – Local Streets 17-R-04\MMM Drawings\Construction Drawings\Reconstruction\17M-00168-00 C13 – C16 Hector Avenue 2017.05.02.dwg –tab:C13