





MEDIAN BARRIER ELEVATION
1:75
LOOKING WEST

REPAIR LEGEND

-  TYPE 1A CONCRETE BARRIER REPAIR
-  TYPE 2 CONCRETE BARRIER REPAIR
-  CONCRETE BARRIER JOINT REPAIR
-  BARRIER LOCATION NO.

APPROXIMATE QUANTITY

- 0 m
- 13.15 m²
- 50


- NOTES:**
- DIMENSIONS SHOWN OF EXISTING BARRIERS ARE APPROXIMATE.
 - DIMENSIONS SHOWN OF REPAIR AREAS ARE APPROXIMATE. LAYOUT ACTUAL REPAIR AREAS WITH CONTRACT ADMINISTRATOR IN FIELD.
 - SEE SPECIFICATION FOR REPAIR PREPARATION & CONCRETE REPLACEMENT DETAILS.
 - REPLACE ALL BARRIER JOINT SEALS WITH EMSEAL BE-JS-ON-A-REEL

METRIC

WHOLE NUMBERS INDICATE MILLIMETRES
DECIMALIZED NUMBERS INDICATE METRES



B.M. ELEV.	DESIGNED BY	DRA
	DRAWN BY	KB
	CHECKED BY	SSR
	APPROVED BY	RJT
	HOR. SCALE	-
	VERTICAL	
0 ISSUED FOR TENDER	02/25/17	RJT
NO. REVISIONS	DATE	BY
	DATE	FEBRUARY 24, 2017



THE CITY OF WINNIPEG
PUBLIC WORKS DEPARTMENT

2017 BRIDGE MAINTENANCE - MIDTOWN BRIDGE & ST. VITAL BRIDGE REPAIRS

MIDTOWN BARRIER REPAIR LAYOUT 2

CITY DRAWING NUMBER: B114-17-04
SHEET: 04 OF 17
CONSULTANT DRAWING NUMBER: --

CONSULTANT PROJECT NUMBER: 17-5199