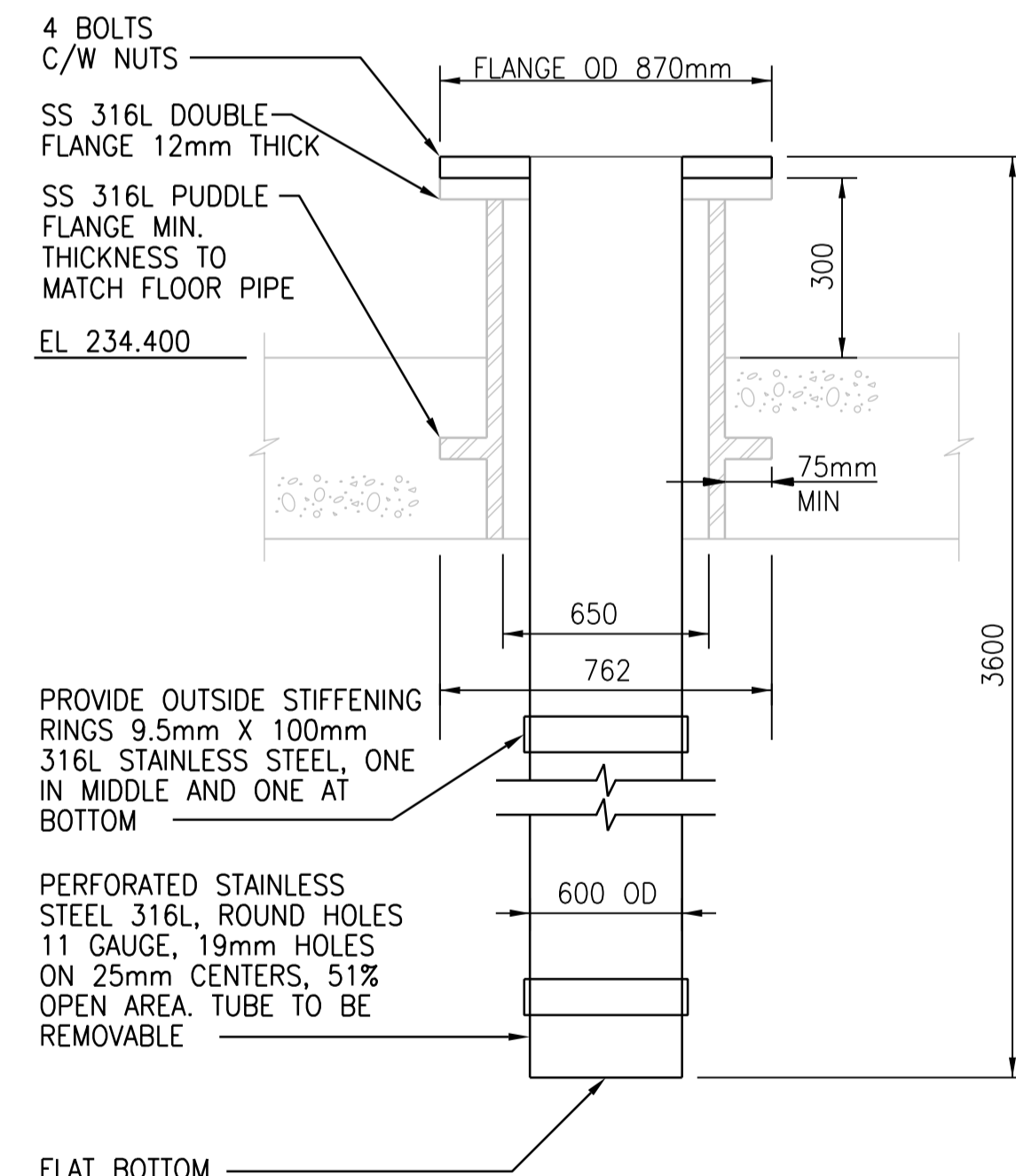


200 ID FLOOR PIPE FOR INSTRUMENT INSTALLATION (TYP OF 6)

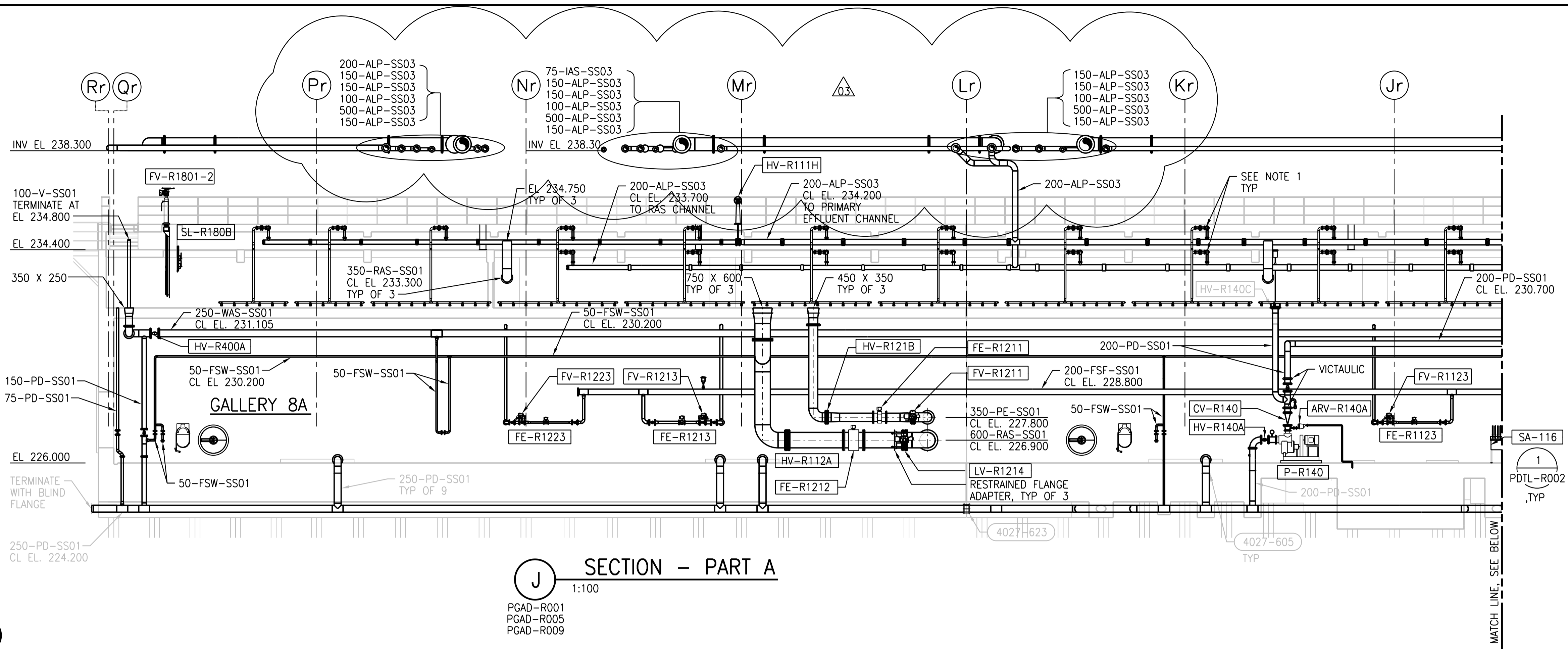
1 NTS
 PGAD-R010
 PGAD-R011
 PGAD-R012



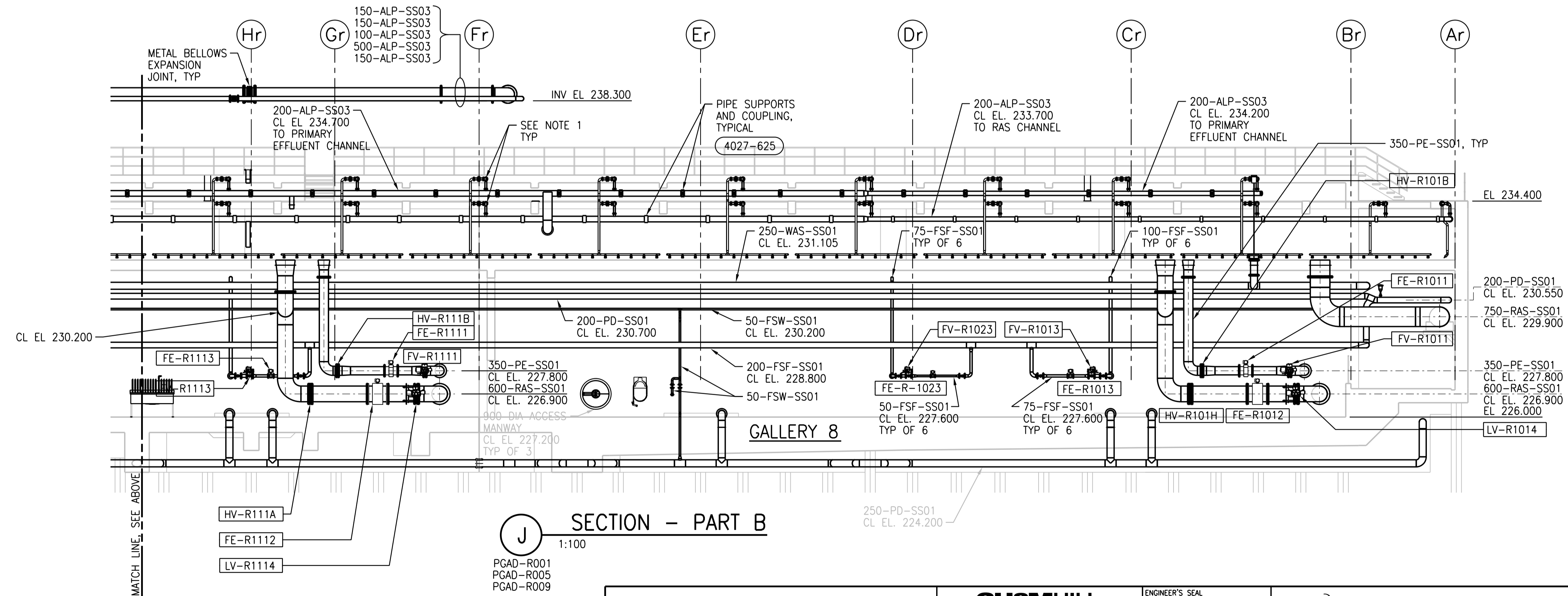
650 ID FLOOR PIPE FOR INSTRUMENT INSTALLATION (TYP OF 6)

2 NTS
 PGAD-R010
 PGAD-R011
 PGAD-R012

NOTE:
 1. COARSE BUBBLE AERATION REMOVABLE MANIFOLD ASSEMBLIES TYPICAL (REFER TO VENDOR DRAWINGS FOR PLACEMENT LOCATION, DETAILS, ALSO TO CHANNEL AIR DIFFUSER DETAIL DRAWING 1-0102-PGAD-R026)



J SECTION - PART A
 1:100
 PGAD-R001
 PGAD-R005
 PGAD-R009



J SECTION - PART B
 1:100
 PGAD-R001
 PGAD-R005
 PGAD-R009



NO.	REVISIONS	DATE	DESIGN	CHECK
03	ISSUED FOR ADDENDUM 3 - 976-2016	2017/06/21	B.C.	J.C.
02	ISSUED FOR CONSTRUCTION - 976-2016	2017/04/05	B.C.	J.C.
01	ISSUED FOR CONSTRUCTION - B.O. 899-2015	04/2016	B.C.	J.C.
00	ISSUED FOR TENDER - B.O. 899-2015	01/2016	B.C.	J.C.

CH2MHILL
 SNC-LAVALIN
 DESIGNED BY: F. ABSI
 CHECKED BY: B. EDGAR
 DRAWN BY: B. COOPER
 APPROVED BY: H.T. FREIHAMMER
 SCALE: 1:100
 DATE: 2017/04/05
 CONSULTANT NO.: 474248

ENGINEER'S SEAL
 21 JUNE 2017
F. J. ABSI
 Member
 38875
 REGISTERED PROFESSIONAL ENGINEER

THE CITY OF WINNIPEG
 WATER AND WASTE DEPARTMENT
 SOUTH END WATER POLLUTION CONTROL CENTRE
 SEWPPCC UPGRADING/EXPANSION PROJECT
 PROCESS
 BIOREACTORS/BLOWER BUILDING
 SECTION J AND DETAILS
 CITY DRAWING NUMBER: 1-0102-PGAD-R018
 SHEET: 001
 REV: 03
 SIZE: A1