
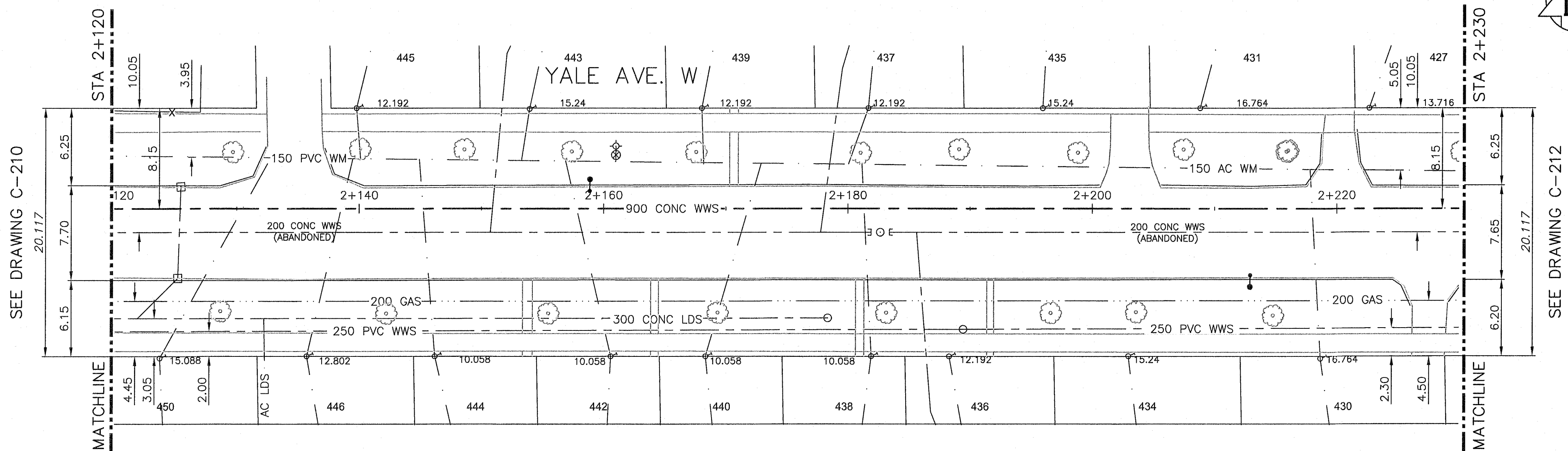


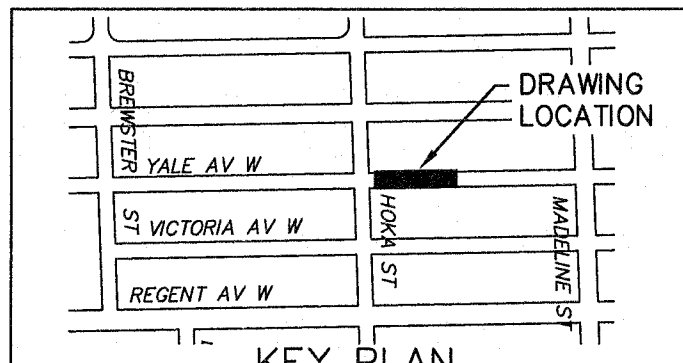
NOTE: CHAINAGES SHOWN ARE ALONG CL OF PROPOSED PIPE

**WARNING**  
 IF POWER EQUIPMENT OR EXPLOSIVES ARE TO BE USED FOR EXCAVATION ON THIS PROJECT THE CONTRACTOR MUST:  
 1) NOTIFY THE GAS COMPANY OF THE PROPOSED LOCATION OF EXCAVATION.  
 2) TAKE PRECAUTION TO AVOID DAMAGE TO GAS COMPANY INSTALLATIONS.  
 SEE PROVINCIAL REGULATION 210/72 FOR DETAILS.

- CONSTRUCTION NOTES:**
- SEWER AND WATER SERVICES SHOWN ON DRAWING ARE APPROXIMATE ONLY.
  - LOCATION OF ALL SEWER AND WATER LINES TO BE CONFIRMED IN FIELD.
  - INSTALL NEW SEWER BY TRENCHLESS METHODS, UNLESS OTHERWISE NOTED.



**APEGM**  
 Certificate of Authorization  
 CH2M HILL Canada Ltd.  
 No. 1441 Date: 2016 02 11



200 WM	WATERMAIN	200 WM	SL, HYDRO	150 WM	WATERMAIN	150 WM
Hydrant	HYDRANT	Hydrant	MTS	Hydrant	HYDRANT	Hydrant
Valve	VALVE	Valve	TRAFFIC SIGNALS	Valve	VALVE	Valve
525 LDS	LAND DRAINAGE SEWER	525 LDS	50 GAS	50 GAS	LAND DRAINAGE SEWER	300 LDS
375 WWS	WASTEWATER SEWER	375 WWS	SURVEY BAR	250 WWS	WASTEWATER SEWER	250 WWS
Manhole	MANHOLE	Manhole	FENCE	Profile	Profile	Profile
Catch Basin	CATCH BASIN	Catch Basin	POLE - HYDRO, MTS	Ground Above Pipe	GROUND ABOVE PIPE	Ground Above Pipe
Curb Inlet	CURB INLET	Curb Inlet	Curb Stop			
Junctions	JUNCTIONS	Junctions	Guy Anchor			
Culvert	CULVERT	Culvert	Light Standard			
Anode	ANODE	Anode	Tree			
Existing	LEGEND-PLAN	Proposed	Existing	LEGEND-PROFILE	Proposed	Existing

**LOCATION APPROVED UNDERGROUND STRUCTURES**

SUPV. U/G STRUCTURES COMMITTEE DATE

NOTE:  
 LOCATION OF UNDERGROUND STRUCTURES AS SHOWN ARE BASED ON THE BEST INFORMATION AVAILABLE BUT NO GUARANTEE IS GIVEN THAT ALL EXISTING UTILITIES ARE SHOWN OR THAT THE GIVEN LOCATIONS ARE EXACT. CONFIRMATION OF EXISTENCE AND EXACT LOCATION OF ALL SERVICES MUST BE OBTAINED FROM THE INDIVIDUAL UTILITIES BEFORE PROCEEDING WITH CONSTRUCTION.

**ch2m**

DESIGNED BY: MAF  
 DRAWN BY: JBC

CHECKED BY: MD  
 APPROVED BY: *E. Sharp*

SCALE:  
 HORIZONTAL 1:250  
 VERTICAL 1:50

DATE: 02-12-2016

ENGINEER'S SEAL  
 PROVINCE OF MANITOBA  
 REGISTERED PROFESSIONAL ENGINEER  
 Member 25524  
 CONSULTANT DRAWING NUMBER: C-211

**THE CITY OF WINNIPEG**  
 WATER AND WASTE DEPARTMENT  
 ENGINEERING DIVISION

TRANSCONA SEWER RELIEF WORKS  
 CONTRACT NO. 1  
 YALE AVE W  
 FROM STA 2+120 TO 2+230

SHEET 14 OF 24  
 CITY DRAWING NUMBER: LD-7755