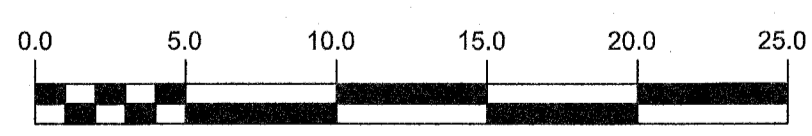
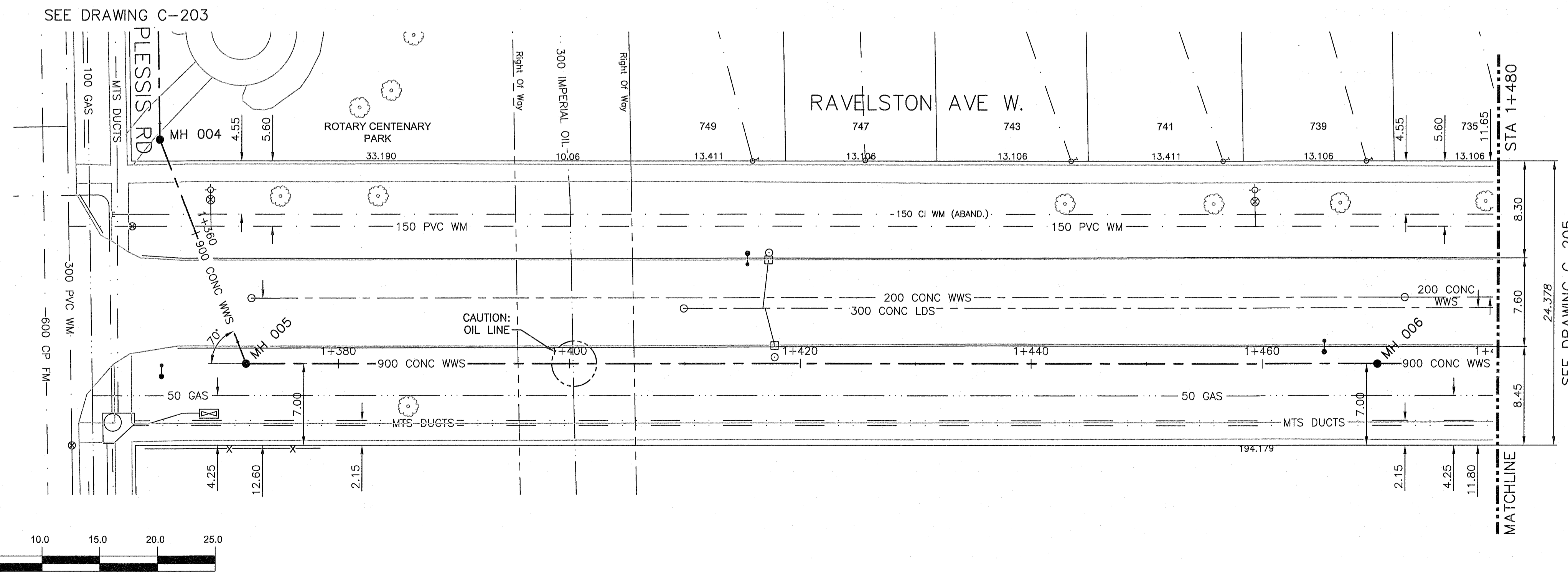


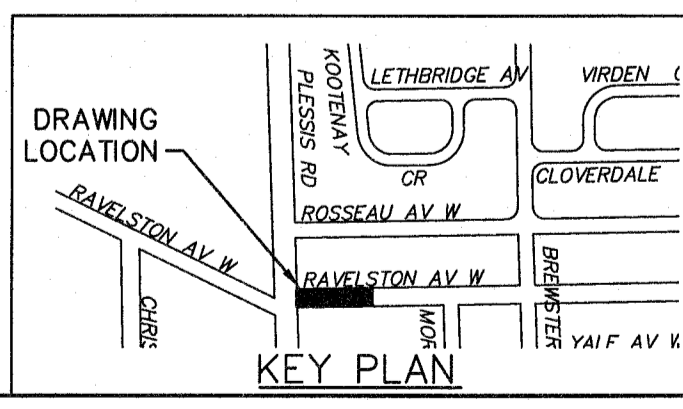
NOTE: CHAINAGES SHOWN ARE ALONG CL OF PROPOSED PIPE

WARNING
 IF POWER EQUIPMENT OR EXPLOSIVES ARE TO BE USED FOR EXCAVATION ON THIS PROJECT THE CONTRACTOR MUST:
 1) NOTIFY THE GAS COMPANY OF THE PROPOSED LOCATION OF EXCAVATION.
 2) TAKE PRECAUTION TO AVOID DAMAGE TO GAS COMPANY INSTALLATIONS.
 SEE PROVINCIAL REGULATION 210/72 FOR DETAILS.

- CONSTRUCTION NOTES:**
- SEWER AND WATER SERVICES SHOWN ON DRAWING ARE APPROXIMATE ONLY.
 - LOCATION OF ALL SEWER AND WATER LINES TO BE CONFIRMED IN FIELD.
 - INSTALL NEW SEWER BY TRENCHLESS METHODS, UNLESS OTHERWISE NOTED.
 - SEE CROSSING AGREEMENT NO. 15WP-006 FOR IMPERIAL OIL CROSSING REQUIREMENTS.



APEGM
 Certificate of Authorization
 CH2M HILL Canada Ltd.
 No. 1441 Date: 2016 02 11



200 WM	WATERMAIN	200 WM	SL HYDRO	150 WM	WATERMAIN	150 WM
⊕	HYDRANT	⊕	MTS	⊕	HYDRANT	⊕
⊕	VALVE	⊕	TRAFFIC SIGNALS	⊕	VALVE	⊕
525 LDS	LAND DRAINAGE SEWER	525 LDS	50 GAS	50 GAS	300 LDS	LAND DRAINAGE SEWER
375 WWS	WASTEWATER SEWER	375 WWS	50 GAS	300 LDS	300 LDS	WASTEWATER SEWER
○	MANHOLE	●	POLE - HYDRO, MTS	○	○	PROFILE
□	CATCH BASIN	■	CURB STOP	○	○	GROUND ABOVE PIPE
▽	CURB INLET	▽	GUY ANCHOR			
⊕	JUNCTIONS	⊕	LIGHT STANDARD			
⊕	CULVERT	⊕	TREE			
⊕	ANODE	⊕				
EXISTING	LEGEND-PLAN	PROPOSED	EXISTING	LEGEND-PLAN	PROPOSED	EXISTING
				LEGEND-PROFILE	PROPOSED	

LOCATION APPROVED UNDERGROUND STRUCTURES

SUPV. U/G STRUCTURES COMMITTEE DATE

NOTE:
 LOCATION OF UNDERGROUND STRUCTURES AS SHOWN ARE BASED ON THE BEST INFORMATION AVAILABLE BUT NO GUARANTEE IS GIVEN THAT ALL EXISTING UTILITIES ARE SHOWN OR THAT THE GIVEN LOCATIONS ARE EXACT. CONFIRMATION OF EXISTENCE AND EXACT LOCATION OF ALL SERVICES MUST BE OBTAINED FROM THE INDIVIDUAL UTILITIES BEFORE PROCEEDING WITH CONSTRUCTION.

ch2m

DESIGNED BY: MAF
 CHECKED BY: MD
 DRAWN BY: JBC
 APPROVED BY: [Signature]
 SCALE: HORIZONTAL 1:250
 VERTICAL 1:50
 DATE: 02-12-2016
 BY: JBC

ENGINEER'S SEAL
 PROVINCE OF MANITOBA
 Member 25524
 CONSULTANT DRAWING NUMBER: C-204

THE CITY OF WINNIPEG
 WATER AND WASTE DEPARTMENT
 ENGINEERING DIVISION

TRANSCONA SEWER RELIEF WORKS
 CONTRACT NO. 1
 RAVELSTON AVE W
 FROM PLESSIS RD TO 1+480

SHEET 7 OF 24
 CITY DRAWING NUMBER: LD-7748