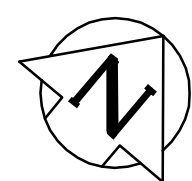


NOTE: CHAINAGES SHOWN ARE ALONG S. R_L OF CROFTON BAY (S-LEG)

CROFTON BAY (S-LEG)

CAUTION:
GAS ON
N SIDE

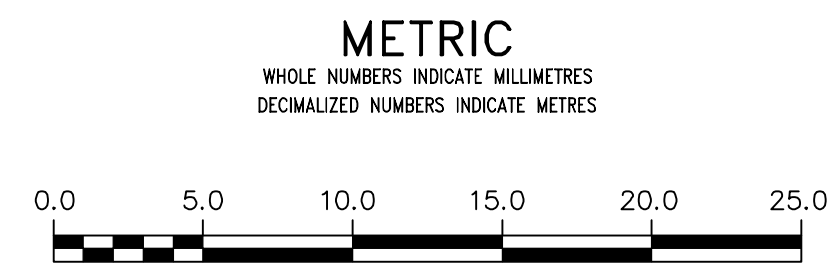
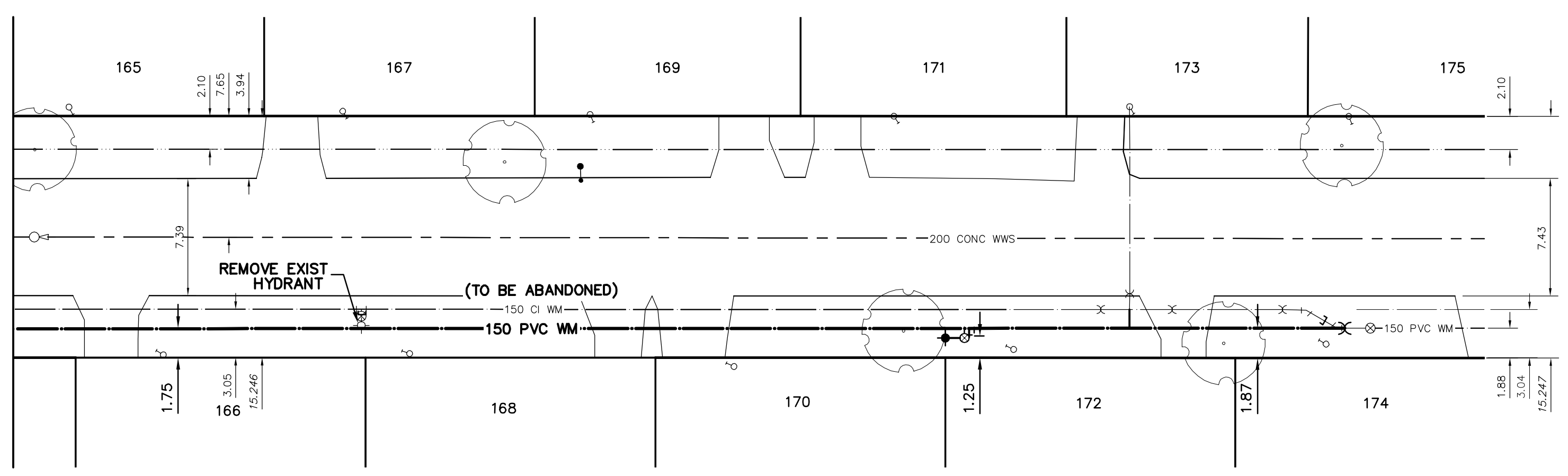


WATER SERVICE INFORMATION

ADDRESS	SIZE (mm) MATERIAL (STREET)	SIZE (mm) MATERIAL (PROP.)	SHORT & LONG MEASUREMENT	CORP. LOCATION	REMARKS
165 CROFTON BAY RESIDENTIAL	20 COPPER	20 CU	3.08 EWL HSE	91.03 EEL CROFTON BAY	RECONNECT SERVICE
166 CROFTON BAY RESIDENTIAL	20 COPPER	20 CU	1.52 EWL HSE	96.98 EEL CROFTON BAY	RECONNECT SERVICE
167 CROFTON BAY RESIDENTIAL	25 COPPER	20 CU	1.74 EWL HSE	108.29 EEL CROFTON BAY	RECONNECT SERVICE
168 CROFTON BAY RESIDENTIAL	20 COPPER	20 CU	1.12 EWL HSE	112.50 EEL CROFTON BAY	RECONNECT SERVICE
169 CROFTON BAY RESIDENTIAL	20 COPPER	20 CU	1.62 EWL HSE	123.88 EEL CROFTON BAY	RECONNECT SERVICE
170 CROFTON BAY RESIDENTIAL	20 COPPER	20 CU	0.54 EWL HSE	132.95 EEL CROFTON BAY	RECONNECT SERVICE
171 CROFTON BAY RESIDENTIAL	20 COPPER	20 CU	2.08 EWL HSE	143.04 EEL CROFTON BAY	RECONNECT SERVICE
172 CROFTON BAY RESIDENTIAL	25 COPPER	20 CU	2.51 EWL HSE	150.60 EEL CROFTON BAY	RECONNECT SERVICE
173 CROFTON BAY RESIDENTIAL	25 COPPER	20 CU	0.26 EWL HSE	157.88 EEL CROFTON BAY	RECONNECT SERVICE

*SERVICES TO BE RENEWED TO R_L. ALL OTHERS TO BE RECONNECTED

MATCHLINE 1+87.500
SEE DWG D-14365



WARNING
IF POWER EQUIPMENT OR EXPLOSIVES ARE TO BE USED FOR EXCAVATION ON THIS PROJECT THE CONTRACTOR MUST:
1) NOTIFY THE GAS COMPANY OF THE PROPOSED LOCATION OF EXCAVATION.
2) TAKE PRECAUTION TO AVOID DAMAGE TO GAS COMPANY INSTALLATIONS.
SEE PROVINCIAL REGULATION 210/72 FOR DETAILS

LOCATION APPROVED UNDERGROUND STRUCTURES
SUPV. U/G STRUCTURES COMMITTEE DATE
NOTE:
LOCATION OF UNDERGROUND STRUCTURES AS SHOWN ARE BASED ON THE BEST INFORMATION AVAILABLE BUT NO GUARANTEE IS GIVEN THAT ALL EXISTING UTILITIES ARE SHOWN OR THAT THE GIVEN LOCATIONS ARE EXACT. CONFIRMATION OF EXISTENCE AND EXACT LOCATION OF ALL SERVICES MUST BE OBTAINED FROM THE INDIVIDUAL UTILITIES BEFORE PROCEEDING WITH CONSTRUCTION.

B.M. ELEV.	NO.	REVISIONS	DATE	BY

DESIGNED BY	NC	CHECKED BY	SC
DRAWN BY	RS/RJ	APPROVED BY	KZ
SCALE:	HORIZONTAL 1:250 VERTICAL 1:50	RELEASED FOR CONSTRUCTION	KAS ZUREK
DATE	2016 04 29	DATE	2016 04 29
PLOT DATE: 2016 04 29			

ENGINEER'S SEAL
ORIGINAL SIGNED BY N.M. CONTI
16/04/29
CONSULTANT DRAWING NUMBER

THE CITY OF WINNIPEG
WATER AND WASTE DEPARTMENT
ENGINEERING DIVISION
2016 WATER MAIN RENEWALS
CONTRACT 2
CROFTON BAY (S-LEG)
92 W OF PULBERRY STREET TO
185 W OF PULBERRY STREET

SHEET 3 OF 16
CITY DRAWING NUMBER
D-14364

FOR INDEX SEE D-14362

NOTE: ALL VALVES TO BE INSTALLED CLOCKWISE TO CLOSE