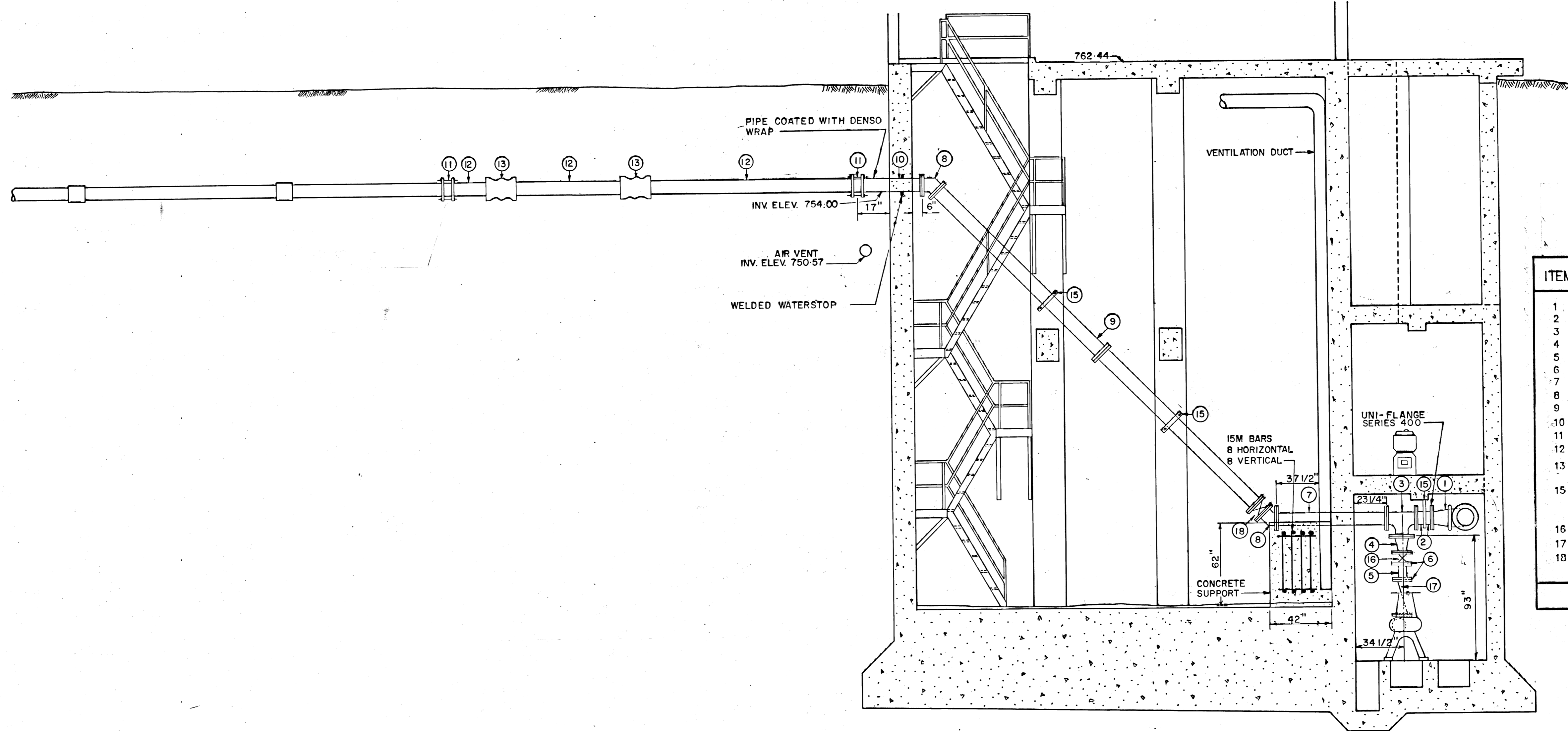
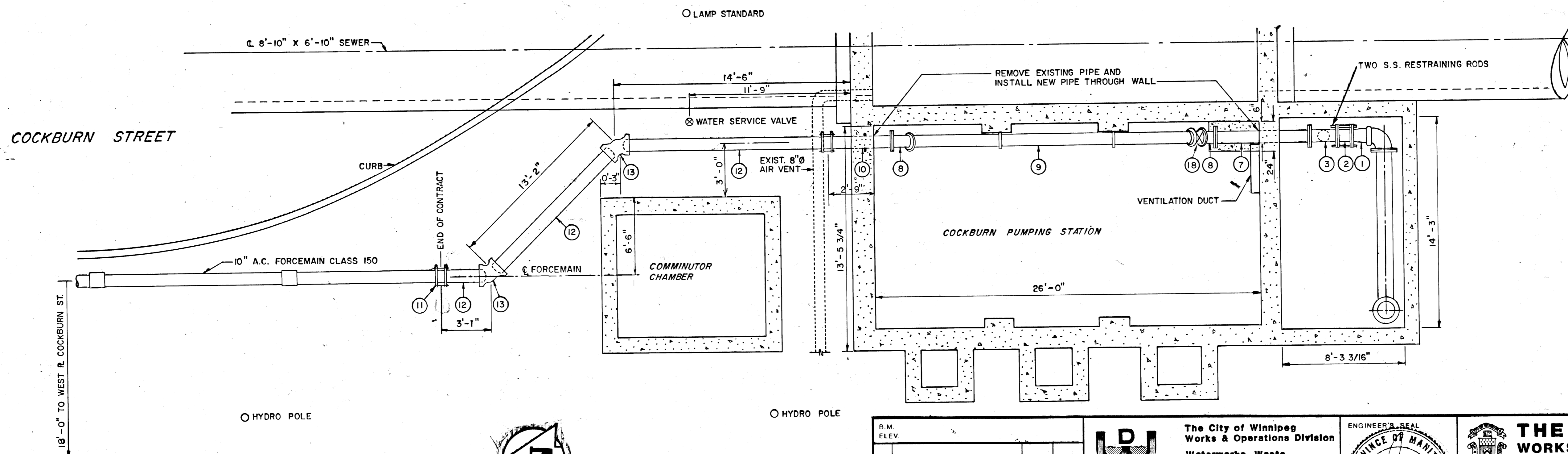


REF. or DRAWING No. **1299**  
**DETAILS COCKBURN ST. PUMPING STATION**  
 file # **SP10386**




ITEM	DESCRIPTION	LENGTH	DIA.	QUANTITY
1	REDUCER - FLANGED & WCTAULIC	14"	12"-10"	1
2	PIPE - FLANGED AND PLAIN END	12'	10"	1
3	TEE - FLANGED		10"	1
4	REDUCER - FLANGED	12"	10"-6"	1
5	PIPE D.I.	5 1/2'	6"	1
6	UNI-FLANGED SERIES 400		6"	2
7	PIPE-FLANGED D.I.	77"	10"	1
8	45° BEND		10"	2
9	SCHEDULE 40 STEEL PIPE FLANGED	28'±	10"	1
10	PIPE-FLANGED & PLAIN END D.I.	42"	10"	1
11	COUPLING ROMAC 501 EPOXY COATED		10"	1
12	PVC PIPE CLASS 150 (C-900) REHAU	30'±	10"	
13	45° BEND (TYTON)		10"	2
15	2" WIDE X 3/8" THICK GALVANIZED STEEL STRAP ANCHORS WITH 1/2" 316 S.S. STUD ANCHORS BOLTS			
16	GATE VALVE		6"	1
17	CHECK VALVE		6"	1
18	WAFFER KNIFE GATE VALVE		10"	1

ALL DUCTILE IRON PIPE CLASS 53



**AS-CONSTRUCTED**  
 Technical Services  
 WATERWORKS, WASTE & DISPOSAL DEPARTMENT

B.M. ELEV.			
DESIGNED BY	JE	CHECKED BY	RAS
DRAWN BY	EN	APPROVED BY	RMG
HOR. SCALE	1/4" = 1'-0"	RELEASED FOR CONSTRUCTION	DATE 1990-01-10
VERTICAL			
NO. REVISIONS		DATE	BY
1	REVISE TO AS-CONSTRUCTED	91-12	MBD
		DATE	JULY 1989



**THE CITY OF WINNIPEG**  
 WORKS AND OPERATIONS DIVISION

COCKBURN STREET PUMPING STATION  
 FORCEMAIN UPGRADING

CITY DRAWING NUMBER  
 SHEET OF  
 1299

file # SP10386