

**FORM A: BID**  
(See B8)

1. Contract Title SUPPLY & DELIVERY OF AWD MOTOR GRADERS

2. Bidder

\_\_\_\_\_  
Name of Bidder

\_\_\_\_\_  
Usual Business Name of Bidder as it appears on Invoice (if different from above)

\_\_\_\_\_  
Street

\_\_\_\_\_  
City

\_\_\_\_\_  
Province

\_\_\_\_\_  
Postal Code

\_\_\_\_\_  
Email Address of Bidder

\_\_\_\_\_  
Facsimile Number

(Mailing address if different)

\_\_\_\_\_  
Street or P.O. Box

\_\_\_\_\_  
City

\_\_\_\_\_  
Province

\_\_\_\_\_  
Postal Code

\_\_\_\_\_  
GST Registration Number (if applicable)

The Bidder is:

(Choose one)

a sole proprietor

a partnership

a corporation

carrying on business under the above name.

3. Contact Person

The Bidder hereby authorizes the following contact person to represent the Bidder for purposes of the Bid.

\_\_\_\_\_  
Contact Person

\_\_\_\_\_  
Title

\_\_\_\_\_  
Telephone Number

\_\_\_\_\_  
Facsimile Number

\_\_\_\_\_  
Email Address

4. Definitions

All capitalized terms used in the Contract shall have the meanings ascribed to them in the General Conditions and D3.

5. Offer The Bidder hereby offers to perform the Work in accordance with the Contract for the price(s), in Canadian funds, set out on Form B: Prices, appended hereto.

6. Commencement of the Work The Bidder agrees that no Work shall commence until he/she is in receipt of a notice of award from the Award Authority authorizing the commencement of the Work.

7. Contract The Bidder agrees that the Bid Opportunity in its entirety shall be deemed to be incorporated in and to form a part of this offer notwithstanding that not all parts thereof are necessarily attached to or accompany this Bid.

8. Addenda The Bidder certifies that the following addenda have been received and agrees that they shall be deemed to form a part of the Contract:

No.	_____	Dated	_____
	_____		_____
	_____		_____

9. Time This offer shall be open for acceptance, binding and irrevocable for a period of sixty (60) Calendar Days following the Submission Deadline.

10. Signatures The Bidder or the Bidder's authorized official or officials have signed this \_\_\_\_\_ day of \_\_\_\_\_, 20\_\_\_\_.

Signature of Bidder or  
Bidder's Authorized Official or Officials

\_\_\_\_\_

(Print here name and official capacity of individual whose signature appears above)

\_\_\_\_\_

(Print here name and official capacity of individual whose signature appears above)

**FORM B: PRICES**  
 (See B9)

**SUPPLY & DELIVERY OF AWD MOTOR GRADERS**

**UNIT PRICES**

ITEM NO.	DESCRIPTION	SPEC. REF.	UNIT	QUANTITY	UNIT PRICE
1.	All-Wheel Drive Motor Grader	16011	Each	8	

ITEM NO.	GRADER UNIT NUMBER	Ref. Page	TRADE IN UNIT PRICE
1	364-3973	(Pg 15 of 17)	\$ _____
2	364-3974	(Pg 15 of 17)	\$ _____
3	364-3975	(Pg 15 of 17)	\$ _____
4	364-3976	(Pg 15 of 17)	\$ _____
5	364-3977	(Pg 15 of 17)	\$ _____
6	364-3978	(Pg 15 of 17)	\$ _____
7	364-6201	(Pg 15 of 17)	\$ _____
8	364-6202	(Pg 15 of 17)	\$ _____

\_\_\_\_\_  
 Name of Bidder

## FORM N: DETAILED SPECIFICATIONS 16011

### All-Wheel Drive Motor Graders

#### **1.0 DESCRIPTION OF EQUIPMENT/APPLICATION**

- 1.1 **Description-** These specifications describe All-Wheel Drive Motor Graders and other equipment, attachments and features as specified herein.
- 1.2 **Application/Primary Job Functions-** The intended applications for the All-Wheel Drive Motor Graders are for Streets grading, snow, ice, removing granular and paving materials on City of Winnipeg Streets and back lanes. Percentage of grading will be 60% clearing snow and ice and 40% grading granular product on roads. Intended utilization on the All-Wheel Drive Motor Graders is estimated to be 1000 hours per year. The All-Wheel Drive Motor Grader will also be used with a front V-snow plow attachment, front scarifier attachment and be able to tow a Handy Hitch packer roller attachment.
- 1.3 The All-Wheel Drive Motor Graders shall be new 2016 model year.
- 1.4 The All-Wheel Drive Motor Graders and all other items/components shall be the manufacturer's latest model. The equipment shall be furnished complete and ready for operation. Any parts or accessories not specifically mentioned, but which are required to complete and place the equipment and associated attachments in successful operation shall be furnished as though specifically mentioned in these specifications. The equipment and associated attachments, and all parts thereof, shall conform in strength and quality of material and workmanship, to the best standards and engineering practice of the industry.
- 1.5 It will be the responsibility of the Bidder to inform the City of any errors or omissions in these specifications, for under this Contract the Contractor shall be held responsible for the satisfactory operational function of the equipment.

#### **2.0 OTHER SPECIFICATIONS AND STANDARDS**

- 2.1 All applicable SAE standards form an integral part of these specifications and shall have precedence in any conflict concerning minimum acceptable standards.
- 2.2 The All-Wheel Drive Motor Graders shall comply with the applicable regulations:
- National Safety Mark, NSM
  - Manitoba Safety and Health Act, Parts 12, 22
  - Canadian Standards Association, CSA
  - Under Writers of Canada, U/L
  - Society of Automotive Engineers, SAE
  - City of Winnipeg Lighting Visibility  
Standard=<http://winnipeg.ca/matmgt/pdfs/PublicWorksEquipLightingVisibility.pdf>.
- 2.3 It will be the responsibility of the Bidder to inform the City of any deficiencies in these specifications, for under this Contract the Contractor shall be held responsible for the design, performance, reliability and satisfactory operational function of the equipment.

#### **3.0 SERVICE FACILITY-**

- 3.1 For the purpose of warranty repairs, the supplier shall have an authorized service facility located within 10 kilometres of the boundaries of the City of Winnipeg. The facility, or a portion thereof, shall be dedicated to the service and maintenance of the type equipment being offered. Further to B9.1, Bidders shall provide a description of the service facility including, but not limited to, number of qualified service staff, years of service experience, and general service capabilities within three (3) Business Days upon request of the Contract Administrator.

#### 4.0 **REFERENCES**

- 4.1 The Bidder **must provide** five (5) Canadian references where this equipment is used in a working environment where climatic conditions are similar to the City of Winnipeg.

---

---

---

---

---

#### 5.0 **MAKE & MODEL**

- 5.1 **State** make and model of the **All-Wheel Drive Motor Graders** being bid- \_\_\_\_\_

---

#### 6.0 **INSTRUCTIONS FOR COMPLETION OF SPECIFICATIONS**

- 6.1 Each bid will be evaluated based on adherence to all terms, conditions and requirements outlined in the Bid Opportunity package.

- 6.2 All items in these specifications must be answered indicating compliance or non-compliance. **BIDDERS SHALL STATE "YES" FOR COMPLIANCE OR STATE DEVIATION**, or give reply where requested to do so. Deviations shall be clearly stated and fully detailed. Alternatives will be considered subject to evaluation.

- 6.3 **EACH BIDDER IS REQUIRED TO FILL IN EVERY BLANK. FAILURE TO DO SO MAY BE USED AS A BASIS FOR REJECTION OF BID**

#### 7.0 **PERFORMANCE RELIABILITY**

- 7.1 The responsibility for the design of the **All-Wheel Drive Motor Graders**, its performance and reliability shall rest upon the Contractor.

- 7.2 The term "repeated failures" as used herein is defined to mean that the same component, subassembly, or assembly develops repeated defects, breakdowns and/or malfunctions rendering the vehicle inoperative, or requiring repeated shop correction, service and/or replacement during the warranty period applicable for said component, subassembly, of assembly. Minor items or ordinary service adjustments are not included, or considered under the scope of "repeated failures", as well as other factors, such as operational damage due to accidents, misuse or lack of proper maintenance, service and lubrication attention by not following the manufacturer's preventative maintenance schedule.

- 7.3 Where the **All-Wheel Drive Motor Graders** develops "repeated failures" in service, the Contractor shall make any necessary engineering changes, repairs, alterations or modifications in order to guarantee reliability of performance.

- 7.4 The equipment shall be capable of consistent top performance in City of Winnipeg Environment. **Note: The City of Winnipeg has four seasons with ambient temperatures ranging from approximately 90°F (32°C) to -40°F (-40°C)**

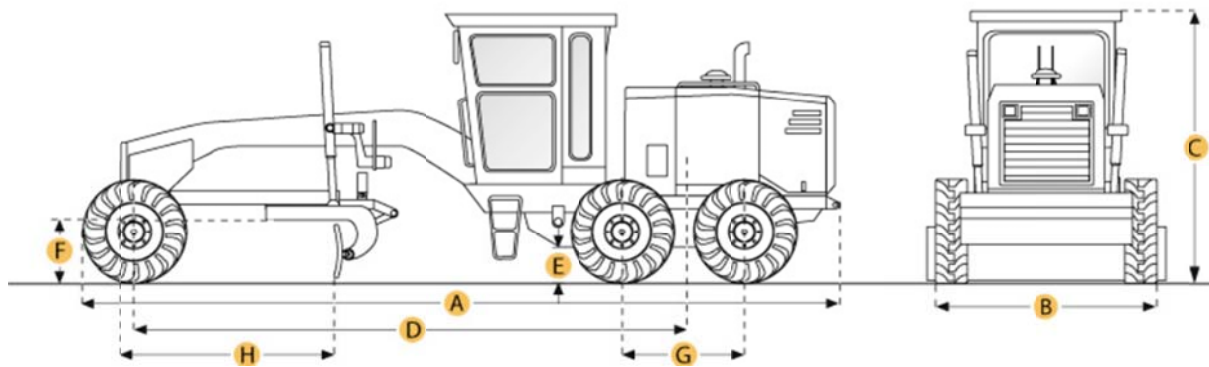
#### 8.0 **FUEL**

- 8.1 The All-Wheel Drive Motor Graders must be **fully fuelled upon delivery (no exceptions)**.

**9.0 QUALIFICATIONS OF MANUFACTURER & CONTRACTOR**

- 9.1 The manufacturer of the **All-Wheel Drive Motor Graders** shall have five (5) years continuous experience manufacturing **All-Wheel Drive Motor Graders** with an operating weight of approximately 40,000 lbs.
- 9.2 The manufacturer shall have in effect a documented quality control program ensuring that the quality of materials and workmanship, including welding, conforms to the best standards and engineering practice of the industry.
- 9.3 The Contractor shall have five (5) years continuous experience servicing, repairing and maintaining **All-Wheel Drive Motor Graders** of the type being offered.
- 9.4 The **All-Wheel Drive Motor Graders must be North American built (no substitutes)**

**10.0 SPECIFICATIONS-**



**WEIGHTS & DIMENSIONS-**

- 10.1 Overall length approx. 28 -30 ft. (a) \_\_\_\_\_
- 10.2 Width over tires approx. 8.5 ft. (b) \_\_\_\_\_
- 10.3 Height to top of cab approx. 10 -11 ft. (c) \_\_\_\_\_
- 10.4 Wheelbase approx. 20 ft. (d) \_\_\_\_\_
- 10.5 Rear ground clearance approx. 1-1.5 ft. (e) \_\_\_\_\_
- 10.6 Front ground clearance approx. 2 ft. (f) \_\_\_\_\_
- 10.7 Tandem axle wheelbase approx. 5 ft. (g) \_\_\_\_\_
- 10.8 Blade base 8.5 ft. (h) \_\_\_\_\_
- 10.9 Operating weight approx. approx. 40,000 lbs. Weight shall include standard machine configuration, lubricants, coolants, full fuel tank and operator of 200 lbs. **State weight of machine being bid including the post less snow wing-** \_\_\_\_\_

**ENGINE-**

- 10.10 Must meet current Canadian EPA Standards, 6 Cylinder Diesel liquid cooled, turbo charged, Type Tier III, Tier IV interterm or Tier IV Final, **no less than** 500-550 displacement in and 9-10 litre size engine \_\_\_\_\_
- 10.11 Net horsepower as per (ISO 9249) **no less than** 250-275 horse power \_\_\_\_\_
- 10.12 Torque- as per (ISO 9249) **no less than** 900-1000 lb./ft. \_\_\_\_\_
- 10.13 Fuel shut-off - electric solenoid type. \_\_\_\_\_

- 10.14 Fuel filter - spin-on type. \_\_\_\_\_
- 10.15 Fuel system water separator (heated preferred) \_\_\_\_\_
- 10.16 Oil filter - full flow, spin-on type. \_\_\_\_\_
- 10.17 Air cleaner - dry two-stage with restriction indicator and pre-cleaner. \_\_\_\_\_
- 10.18 Exhaust vertical pipe complete with muffler vertical discharge with bend and 40° cut-off. \_\_\_\_\_
- 10.19 Extended Life Coolant Ethylene glycol based, protected to -50°C with reversible hydraulic radiator reversing fan \_\_\_\_\_
- 10.20 Engine block heater - immersion type 1,000 watts, with covered recessed male plug. \_\_\_\_\_
- 10.21 OEM Automatic De-rating or equivalent for exceeding system parameters. Shall provide visual and audible warning of principal machine systems including low engine, oil pressure, coolant temperature, low fuel pressure. Shall provide the ability for the operator to move the machine to a safe location where the machine will not pose a threat to the operator or the public. \_\_\_\_\_
- 10.22 Programmable anti-idling system or equivalent required for carbon emission reduction/fuel consumptions. \_\_\_\_\_
- 10.22 Cruise Control required. Cruise control engagement shall be push button, mechanical engagement is not acceptable. \_\_\_\_\_

**DRIVE TRAIN**

- 10.23 Transmission shall be a direct drive power shift transmission with transmission guard \_\_\_\_\_
- 10.25 8 Forward and 6 or 8 Reverse \_\_\_\_\_
- 10.26 Must be All-Wheel Drive (**no substitutes**) \_\_\_\_\_

**FUEL TANK**

- 10.27 Capacity – 350-400 L approx., **fully fuelled upon delivery.** \_\_\_\_\_

**BRAKES, STEERING & TIRES**

- 10.28 Service brakes – 4-wheel, hydraulic or air actuated wet disk type. \_\_\_\_\_
- 10.29 Parking brake – manually operated, spring applied, hydraulically released. **State-** \_\_\_\_\_
- 10.30 Steering – power assisted with **joy stick (no substitutes)** \_\_\_\_\_
- 10.31 Tires –Must be Michelin Snow and Ice Radials, 17.5-25 R \_\_\_\_\_

**FRONT AXLE**

- 10.32 Ground clearance – Front approx. 1 ft., and rear approx. 2 ft. \_\_\_\_\_
- 10.33 Front wheel lean – 15°-18° left and right. \_\_\_\_\_
- 10.34 Oscillation – 16° up and down, or 32° total. \_\_\_\_\_

**ARTICULATION-**

10.35 Articulation must be behind the rear of the cab and must have self centering Capability. \_\_\_\_\_

**CIRCLE**

10.36 Type – heavy duty welded construction, heat treated for strength, supported at multiple points, adjustable clamp plates and guide shoes, replaceable wear inserts. \_\_\_\_\_

10.37 Diameter – 60 in. \_\_\_\_\_

10.38 Thickness – 1.2 in. \_\_\_\_\_

10.39 Rotation – 360°. \_\_\_\_\_

10.40 Teeth – heat induction hardened to resist wear. \_\_\_\_\_

**MOLDBOARD**

10.41 Dimensions – 24" H x 12' L x 1" T. Moldboard cylinder safety (blade cushion) to prevent damage when hitting obstructions. \_\_\_\_\_

10.42 Moldboard shall be equipped with joystick operated blade lift, power tilt, power side-shift, a hydraulically driven, fully reversing circle, replaceable end bits and 3/4" x 6" carbide cutting edges. Unit must come with cross control slope which can allow the operator improve grading efficiencies and maintain cross slopes. \_\_\_\_\_

**SNOW WING-**

10.43 Must be post less as to not impede with operator visibility in any wing position and shall allow the mould board to angle fully to rear front tire. \_\_\_\_\_

10.44 Shall be mounted on the right rear side of the grader, approximately 12 ft. in length \_\_\_\_\_

10.45 Shock absorbing \_\_\_\_\_

10.46 Hydraulic controls ergonomically mounted in the cab. \_\_\_\_\_

10.47 Extension cylinder to allow the operator to vary the blade angle \_\_\_\_\_

10.48 32" benching height \_\_\_\_\_

10.49 Blade to have a 12' cutting edge, 30" intake and a 40" discharge \_\_\_\_\_

10.50 Cutting edge – snow wing shall be complete with (1 or 2) piece cutting edge(s) and replaceable end bits \_\_\_\_\_

10.51 Safety chain – wing shall have transport safety chain, Transport safety chain shall be capable of retaining/holding blade in position during transport in the event of cable or hydraulic failure. \_\_\_\_\_

10.49 Controls ergonomically mounted in the cab. \_\_\_\_\_



### OPERATOR COMPARTMENT

- 10.50 Type – ROPS- Roll Over Protective Structure complete with pressurized cab, OSHA certified or equal. **“Roll-over protective in relation to a machine, means a structure that protects every structure (ROPS) operator of the machine who is wearing a restraining device from being crushed if the machine rolls over.”** \_\_\_\_\_
- 10.51 Operator must be able to exist the machine through both doors, even with wing attached. \_\_\_\_\_
- 10.52 Insulation – required for sound suppression. \_\_\_\_\_
- 10.53 Interior noise level – maximum 77 Db(A), measured in accordance with SAE J336. **State** noise level- \_\_\_\_\_
- 10.54 Seat – air suspension or cushioned suspension seat, adjustable bucket type with retractable seat belt, dual arm rests. \_\_\_\_\_
- 10.55 Windows – tinted safety glass with appropriate markings for all panes. \_\_\_\_\_
- 10.56 Sun visor – fold-down type or partially shaded front glass and retractable shades on the rear window \_\_\_\_\_
- 10.57 Doors – lockable. Doors shall latch in fully opened position. \_\_\_\_\_
- 10.58 Exterior rear view mirrors – one (1) each side, breakaway mirrors preferred. \_\_\_\_\_
- 10.59 Interior rear view mirror. \_\_\_\_\_
- 10.60 Windshield wipers/washers – required front and rear. \_\_\_\_\_
- 10.61 Heater/defroster/pressurizer/ air-conditioning – heavy duty, hot water type with multi-speed fan and filtered air intake. \_\_\_\_\_
- 10.62 Defroster – capable of keeping all windows clear at - 40 \_\_\_\_\_
- 10.63 Rubber floor covering – required throughout. \_\_\_\_\_
- 10.64 Radio – AM/FM/ with mp3 and Blue tooth hands free capability for the use of a cellular phone. \_\_\_\_\_
- 10.65 Access ladder - both sides, **state-** \_\_\_\_\_

### INSTRUMENTATION

- 10.66 In dash instrument cluster gauge which shall include, Engine coolant temperature, Engine oil pressure, Fuel gauge, Low hydraulic fluid level and Non-resettable hour-meter. \_\_\_\_\_

**ELECTRICAL & LIGHTING – (ALL LIGHTING SHALL BE LED)**

- 10.67 **All Lighting** shall be LED \_\_\_\_\_
- 10.68 Type – 24 volt, negative ground electrical system. \_\_\_\_\_
- 10.69 Electric starter. \_\_\_\_\_
- 10.70 Starter switch – key type with two (2) sets of keys per grader or keyless Start with security codes \_\_\_\_\_
- 10.71 Batteries – two (2), 1400 combined CCA capacity. Grader must come With a battery disconnect. \_\_\_\_\_
- 10.72 Combination stop and tail lights – two (2). \_\_\_\_\_
- 10.73 Signal lights with warning flashers – two (2) front mounted, two (2) rear mounted. \_\_\_\_\_
- 10.74 Back-up light(s) – required. \_\_\_\_\_
- 10.75 Headlights – two (2). \_\_\_\_\_
- 10.76 Moldboard work lights – four (4), adjustable. \_\_\_\_\_
- 10.77 Work lights, rear – two (2), adjustable. \_\_\_\_\_
- 10.78 Snow wing work lights – two (2), adjustable. \_\_\_\_\_
- 10.79 Safety beacon- Blue/Amber with Clear Lens L360 Series Super LED Beacon: L31HABF Branch Guard: L360BGB \_\_\_\_\_
- 10.80 Wig-wags – two (2), amber, rear mounted, top right and top left side and one (1) on the toe end of wing attachment. \_\_\_\_\_
- 10.81 Cab interior (dome) light – required. \_\_\_\_\_
- 10.82 Horn – required. \_\_\_\_\_
- 10.83 Back-up alarm – mounted at rear of unit, located to be protected from damage, state Db(A)- \_\_\_\_\_
- 10.84 Electrical power to be taken from the power distribution box, require independent circuit for two-way radio, no splices \_\_\_\_\_

**MISCELLANEOUS**

- 10.85 Slow moving vehicle emblem – Grote 71152 or equal, rear mounted. \_\_\_\_\_
- 10.86 Caution sign – shall read “**CAUTION – KEEP BACK 15 METERS**”. Dimensions shall be 24"W x 18"H approx., black letters on orange backing, reflective. \_\_\_\_\_
- 10.87 Battery disconnect switch, **state** location- \_\_\_\_\_

10.88 V-Plow work lights required, **state type-** \_\_\_\_\_

**QUICK COUPLER** (Photo is from a current City of Winnipeg unit and is for reference only)

10.89 Each All-Wheel Drive Motor Grade shall be equipped with a Weldco-Beales quick attach coupler (Make Weldco-Beales Mfg. Model Kat Master Hitch) to accommodate front V-Plow (Make Weldco-Beales Mfg. Model VEE PLO:10FT Serial # 3W24855-2) and Ice Buster (Model) and front scarfier \_\_\_\_\_



**TOWING CAPABILITIES-** (Photo is from a current City of Winnipeg unit and is for reference only)

- 10.90 Shall be capable of towing a Handy Hitch Roller (Serial # PP2808). Each All-Wheel Drive Motor Grade shall be equipped with a Hitch pin located at the rear of the unit and the necessary hardware to mount and tow the unit



- 10.91 Front and rear fenders required \_\_\_\_\_
- 10.92 Synthetic oil requirement for all oils, **state-** \_\_\_\_\_
- 10.93 Winter/summer covers \_\_\_\_\_
- 10.94 One (1) 10 lbs Fire extinguishers, Flare kit, First aid kit required, located as per Manufactures recommendations, **state-** \_\_\_\_\_
- 10.95 Groeneveld Twin Automatic Greasing System, **state** quantity of grease points- \_\_\_\_\_
- 10.96 Back up review camera with in cab monitor \_\_\_\_\_

**FRONT SCARIFIER-**

- 10.97 Each All-Wheel Drive Motor Grade shall be equipped with a Front ripping scarifier with quick attach capability ability. \_\_\_\_\_
- 10.98 Color coded diagnostic sample ports which allow for quick fluid, and clean fluid Samples \_\_\_\_\_
- 10.99 Oil sample kits for every 500 hours on engine or a total of (16 kits) \_\_\_\_\_
- 10.100 Same side easy access filter bank for the hydraulic, transmission, and axle systems which allows for quick and clean periodic maintenance **state** filter locations \_\_\_\_\_

**ONLINE DEALER SUPPORT-**

10.101 The following information shall be available **live** web based on line at the time of delivery of the equipment and shall be included in the Form B Bid prices. On-line dealer support shall be for a (9) year life cycle. The **Front End Wheel Loaders** shall have an OEM factory Installed Equipment Management System which provides the following:

**Wireless communications designed to deliver:**

- Location
  - Utilization
  - Performance
  - Maintenance data
  - Fault codes
  - Service history
  - Preventative Maintenance schedules
  - Fuel data.
  - On-line support shall be 24 hours/ 7days a week /365 days a year
  - **(PDF versions not acceptable)**
- 

10.102 Operational (Operator manual) information- Shall consist of the following:

- On line comprehensive technical and operational information
  - On-line support shall be 24 hours/ 7days a week /365 days a year
- 

10.103 Parts/technical/service/repair information- Shall consist of the following:

- On-line Parts/technical/service/repair information
  - On-line equipment electrical diagnostic information
  - The ability to purchase parts from an on-line catalogue.
  - Ordered parts lists, ie; PM service kits.
  - Parts recalls
  - Ability to order parts on line 24 hours/ 7days a week /365 days a year preferred
  - **(PDF versions not acceptable)**
- 

10.104 Preventative maintenance schedules- Shall consist of the following:

- Provide on-line detailed checklists that outline critical steps in the PM process
  - Detailed fluid analysis reports which include present and past results preferred.
  - The ability to view frequently ordered parts lists, ie PM Service kits.
  - **(PDF versions not acceptable)**
- 

10.105 State Website address -

---

10.106 Website subscriptions that is necessary in providing delivery of the information shall be included in the cost.

---

10.107 The information contained in the website must be deemed acceptable by the City's equipment inspector. In the event that the City inspector finds the that the information contained on the website.

- Does not provide enough detail
- Is too difficult to navigate

- **(PDF versions not acceptable)**

At the inspectors discretion, the Contractor shall instead, supply the required manuals/CD's/paper bound copies. \_\_\_\_\_

10.108 All necessary computer software, cables etc. shall be included \_\_\_\_\_

**FULL MAINTENANCE PACKAGE OPTION-**

10.109 Please provide quotation on a full maintenance package as per manufactures maintenance guidelines for the following: \_\_\_\_\_

10.110 (5) years 1000 hours a year full maintenance- \$ \_\_\_\_\_

10.111 (6) years 1000 hours a year full maintenance- \$ \_\_\_\_\_

10.112 (7) years 1000 hours a year full maintenance- \$ \_\_\_\_\_

**EXTENDED WARRANTY OPTIONS-**

10.113 Extended warranty- Bidder to provide extended warranty pricing for the following All warranty information shall be detailed and include all exclusions.

\_\_\_\_\_  
\_\_\_\_\_  
\_\_\_\_\_  
\_\_\_\_\_  
\_\_\_\_\_  
\_\_\_\_\_  
\_\_\_\_\_  
\_\_\_\_\_  
\_\_\_\_\_  
\_\_\_\_\_  
\_\_\_\_\_  
\_\_\_\_\_  
\_\_\_\_\_  
\_\_\_\_\_  
\_\_\_\_\_  
\_\_\_\_\_  
\_\_\_\_\_  
\_\_\_\_\_  
\_\_\_\_\_  
\_\_\_\_\_  
\_\_\_\_\_

**GUARANTEE FUEL BURN**

10.114 **If available**, Bidder shall state fuel burn liter per hour based on item 1.2 Equipment Application/Primary Job Functions \_\_\_\_\_

**GUARANTEE BUYBACK**

10.115 If available, the Bidder shall provide a guaranteed buyback amount per unit for all (8) units. The guaranteed buyback value the Bidder will be offering the City of Winnipeg for units with approximated 8000-8500 hour of usage. The Bidder shall state all terms and conditions to honour the guaranteed buyback price. \$ \_\_\_\_\_

**TRADE-IN**

10.116 This Bid Opportunity includes the provision of a “trade-in” of eight (8) used motor graders. The Bidder shall include price amounts for the used graders, all prices submitted shall be listed on Form B: PRICES. All machines listed below were purchased new, and used solely by The City of Winnipeg. A brief description of the equipment is as follows:

**All Units-**

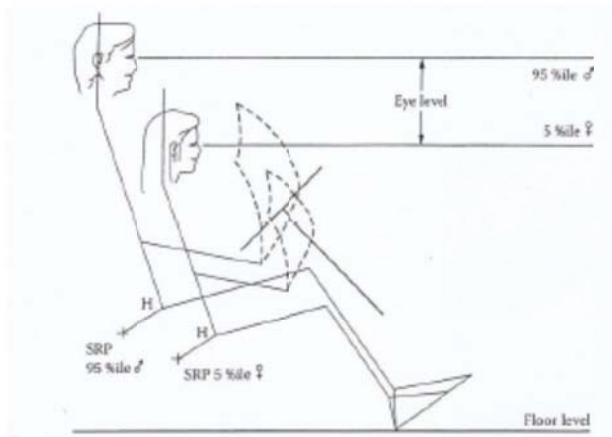
- Caterpillar 143H
- Nominal 33,670 lbs.
- 3176C DITA ATAAC VHP, 185 hp
- Transmission, 8-forward, 6-reverse
- 24”H x 14’L x 7/8”T moldboard with float provision
- Craig snow wing, hydraulically operated

10.117 To evaluate the condition of used machines, Bidders may view the equipment. Viewing of the machines can be arranged within one (1) calendar week prior to the Submission Deadline of the Bid Opportunity by contacting the Contract Administrator .

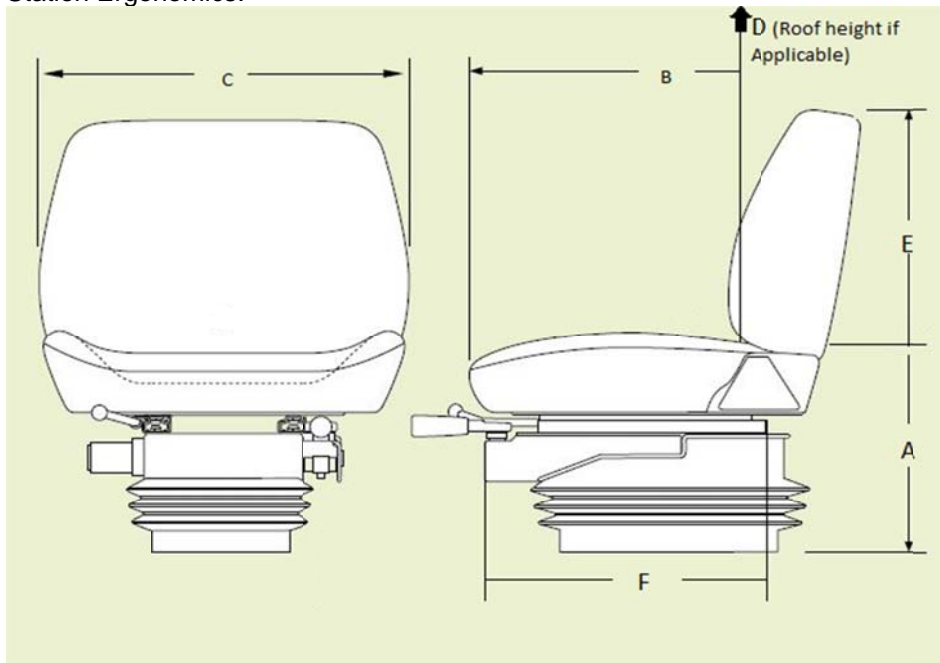
Vehicle Unit #	Description	Year	Make	Model	Vin #	Operating Hours as of Date 3/30/2016
3643973	PW-SM-SOUTH AREA	2004	CAT	143H	CAT0143HHAPN00456	12,343 hours
3643974	PW-SM-SOUTH AREA	2004	CAT	143H	CAT0143HLAPN00455	13,348 hours
3643975	PW-SM-EAST AREA	2004	CAT	143H	CAT0143HCAPN00449	13,366 hours
3643976	PW-SM-EAST AREA	2004	CAT	143H	CAT0143HTAPN00459	13,009 hours
3643977	PW-SM-NORTH AREA	2004	CAT	143H	CAT0143HCAPN00452	14,310 hours
3643978	PW-SM-NORTH AREA	2004	CAT	143H	CAT0143HJAPN00451	12,080 hours
3646201	PW-SM-EAST AREA	2006	CAT	143H	CAT0143HAAPN00857	9735 hours
3646202	PW-SM-SOUTH AREA	2006	CAT	143H	CAT0143HTAPN00851	9847 hours

**11.0 OPERATOR STATION ERGONOMICS**

Cab or station layout should provide a comfortable seating position for the 5<sup>th</sup> to the 95<sup>th</sup> percentile of personnel. Figure 1 below illustrates the variance between a 5<sup>th</sup> to a 95<sup>th</sup> percentile of North American males and females when seated.



11.1 Figure 2: Use the below diagram to answer the specifications for Operator Station Ergonomics.



- |      |   |  |       |
|------|---|--|-------|
| 11.2 | Sitting height range from floor (where feet rest) (A) | <b>State</b> , seat height range in inches | _____ |
| 11.3 | Seat length/depth (B)                                 | <b>State</b> , seat length/depth in inches | _____ |
| 11.4 | Seat width (C)  | <b>State</b> , seat width in inches        | _____ |
| 11.5 | Cab height from seat to roof (if applicable) (D)      | <b>State</b> , cab height range in inches  | _____ |
| 11.6 | Back rest height (E)                                  | <b>State</b> , back rest height in inches  | _____ |



11.7 Seat travel range (F) **State**, seat travel in inches \_\_\_\_\_

11.8 Include any other relevant ergonomic specifications and applicable range of adjustment \_\_\_\_\_

**12.0 WARRANTY-**

12.1 All warranty information shall be detailed and include all exclusions. The successful Bidder shall provide all published warranty information upon delivery of the equipment. Bidder shall state all warranty information. \_\_\_\_\_

\_\_\_\_\_  
\_\_\_\_\_  
\_\_\_\_\_  
\_\_\_\_\_

**13.0 DELIVERY-**

13.1 **Delivery Point:** The completed units shall be serviced, ready for operation and delivered F.O.B. with the freight prepaid, including invoice and N.I.V.S. (if applicable) to the WFMA 185 Tecumseh Street, Winnipeg MB. \_\_\_\_\_

13.2 **Delivery Time:** Within **(20) twenty calendar weeks** from the date of award. Equipment shall be delivered between 8:00 am and 2:00 pm on Business Days. \_\_\_\_\_

13.3 **Delivery Contact:** The Contractor shall contact the Contract Administrator prior to delivery of the equipment. \_\_\_\_\_

13.4 **P.D.I:** A pre-delivery inspection shall be performed by the Contractor on the equipment. Proof upon inspection including completed check list \_\_\_\_\_

**14.0 MANUALS-**

14.1 **Manuals supplied under this Contract.** The manuals shall cover the complete equipment including all components thereof, CD is preferred where available. \_\_\_\_\_

14.2 The following manuals shall be supplied with the units when delivered: \_\_\_\_\_

a) Operator's manual – Two (2) per unit (one operator manual shall be sent to the Equipment Operator Training Branch \_\_\_\_\_

b) Parts and service manuals – one (1) complete set including preventative maintenance schedules. CDs are preferred. \_\_\_\_\_

**15.0 PARTS/LABOUR PRICING**

15.1 Bidder to provide City of Winnipeg Parts Discount % Pricing from retail parts pricing. **State percentage discount-** \_\_\_\_\_

15.2 Bidder to provide City of Winnipeg Labor Discount % Pricing from Retail shop labor rate. **State percentage discount-** \_\_\_\_\_