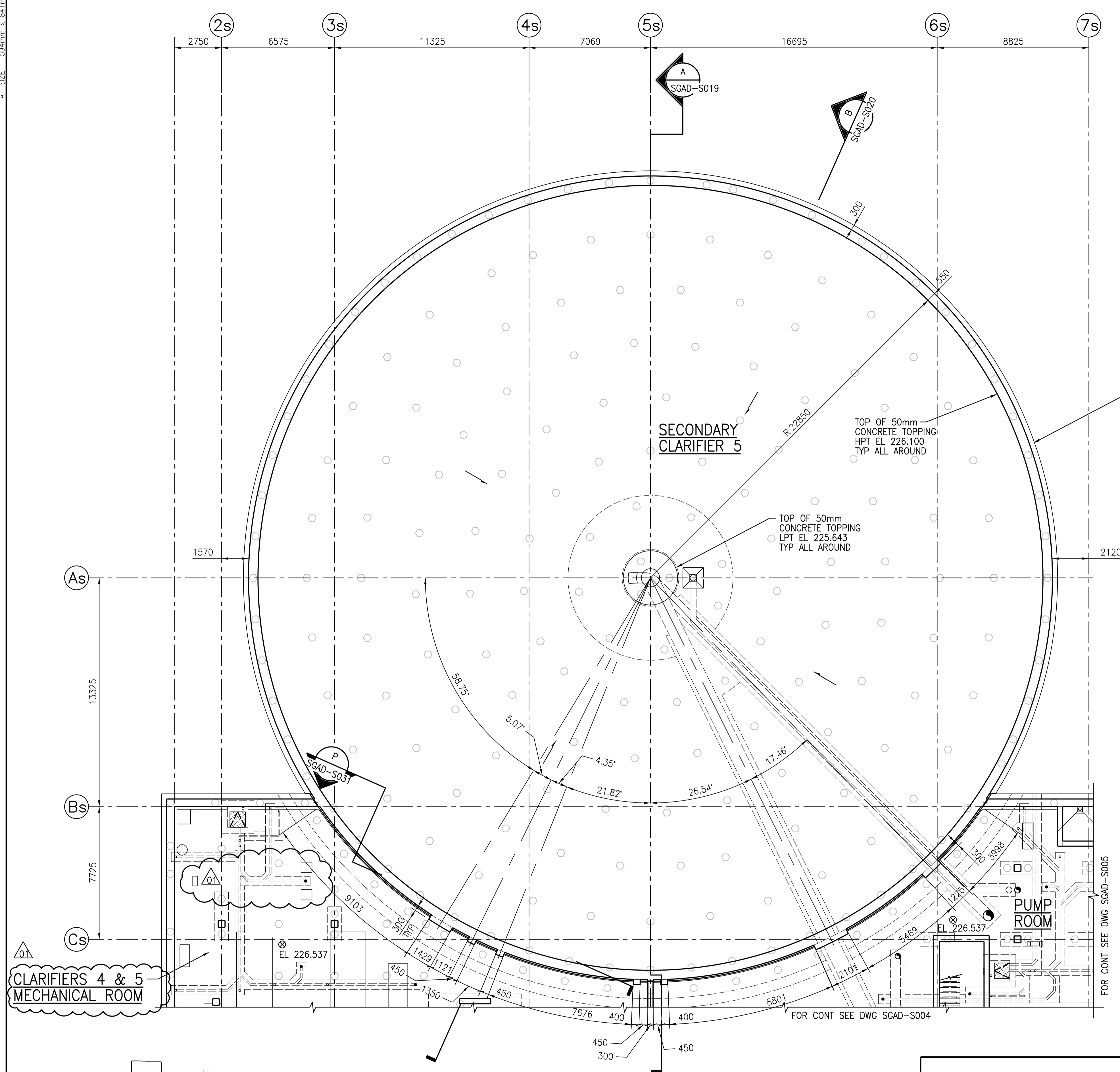


NOTE:  
 1. DETAILS, REINFORCEMENT AND OTHER ITEMS FOR SECONDARY CLARIFIER 5 ARE SAME AS SECONDARY CLARIFIER 4. REFER TO DWG SGAD-S003 FOR DETAILS AND INFORMATION, TYP



POUR WALL FOR FULL HEIGHT FROM BASE SLAB IN ONE POUR

SECONDARY CLARIFIER 5

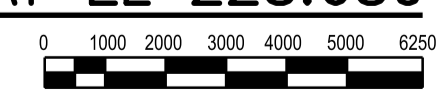
TOP OF 50mm CONCRETE TOPPING HPT EL 226.100 TYP ALL AROUND

TOP OF 50mm CONCRETE TOPPING LPT EL 225.643 TYP ALL AROUND

CLARIFIERS 4 & 5 MECHANICAL ROOM

PUMP ROOM


LOWER LEVEL PLAN AT EL 228.680  
 1:125



**APEGM**  
 Certificate of Authorization  
 CH2M HILL Canada Ltd.  
 No. 1441

NO.	REVISIONS	DATE	DESIGN	CHECK
01	ISSUED FOR ADD. 2 - B.O. 899-2015	02/2016	G.O.	J.C.
00	ISSUED FOR TENDER - B.O. 899-2015	01/2016	G.O.	J.C.

<b>CH2MHILL</b>	
DESIGNED BY: A. THAKKAR	CHECKED BY: E. LUI
DRAWN BY: G. OMORI	APPROVED BY: H.T. FREIHAMMER
SCALE: 1:125	ISSUED FOR CONSTRUCTION BY: T. TURZAK
DATE: 2016/01/29	DATE: 2016/01/29
CONSULTANT NO.: 474248	



**THE CITY OF WINNIPEG**  
 WATER AND WASTE DEPARTMENT

SOUTH END WATER POLLUTION CONTROL CENTRE  
 SEWPCC UPGRADING/EXPANSION PROJECT  
 STRUCTURAL  
 SECONDARY CLARIFIER 5  
 LOWER LEVEL PLAN AT EL 228.680

CITY DRAWING NUMBER: 1-0102-SGAD-S002 | SHEET: 001 | REV.: 01 | SIZE: A1

