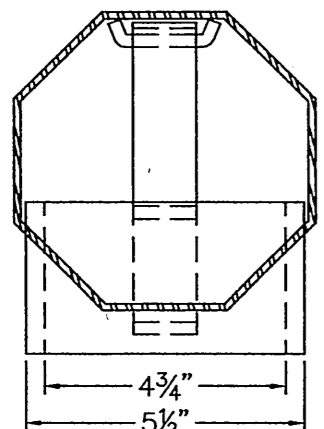


UPPER BRACKET (8)

LOWER BRACKET (9)

SECTION B-B



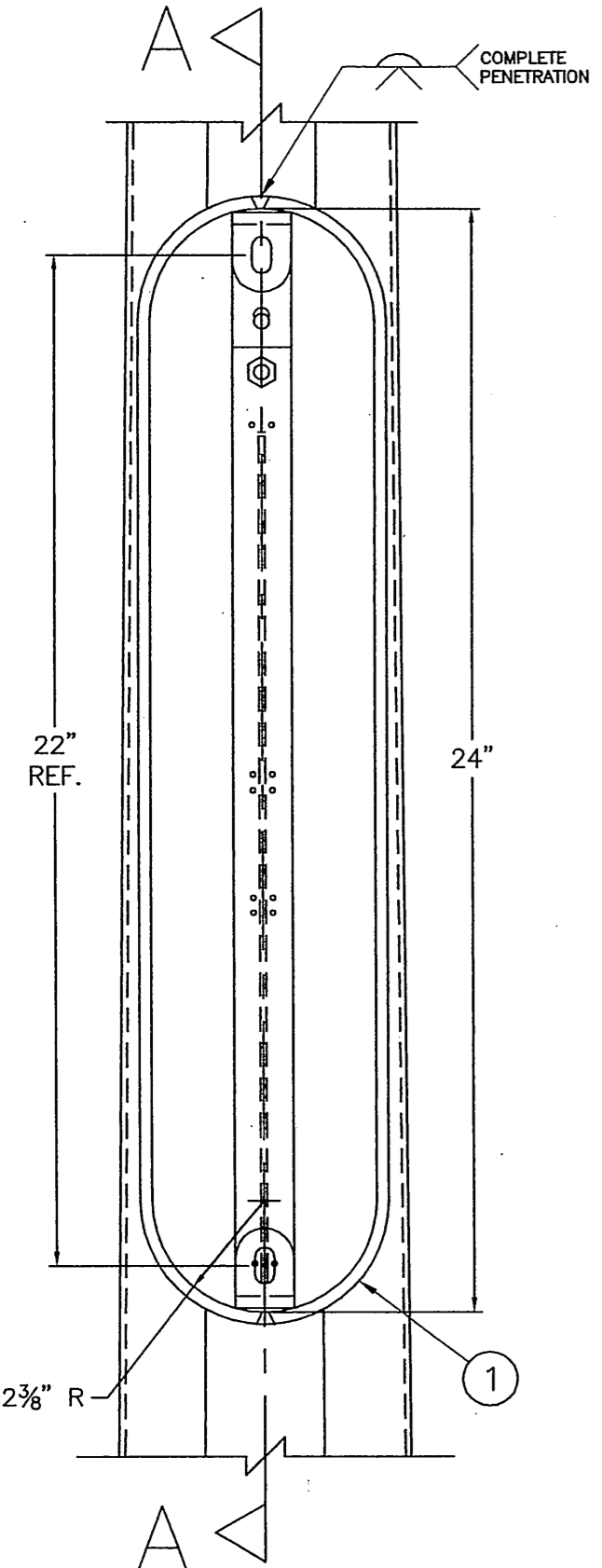
ITEM No.	No. REQ'D	DESCRIPTION	MATERIAL	DWG No.
1	2	ACCESS PANEL RING 3" x 27" LONG	3/8" PL. G40.21 44W	
2	1	TERMINAL STRIP BRACKET 1 1/4" x 24 3/16" LONG	7 GA. A570 GR.50	
3	1	TERMINAL REINFORCING STRIP 1" x 17 1/2" LONG	11 GA. A570 GR.50	
4	1	HEX BOLT 1/4"-20 UNC FULL THREAD x 1 1/2" LONG	STAINLESS STEEL TYPE 316	
5	1	HEX BOLT 3/8"-16 UNC FULL THREAD x 1 1/2" LONG	STAINLESS STEEL TYPE 316	
6	2	HEX NUT 1/4"-20 UNC	STAINLESS STEEL TYPE 316	
7	3	AU-VE-CO NO. 10054 3/8"-16 UNC NUT OR EQUAL	STEEL PLATED	
8	1	BRACKET 1 1/4" x 7 1/2" LONG	1/4" PL. G40.21 44W	
9	1	BRACKET 1 1/4" x 4" LONG	1/4" PL. G40.21 44W	
10	1	BRACKET 1 1/4" x 2 1/2" LONG	1/4" PL. G40.21 44W	

FINISH:

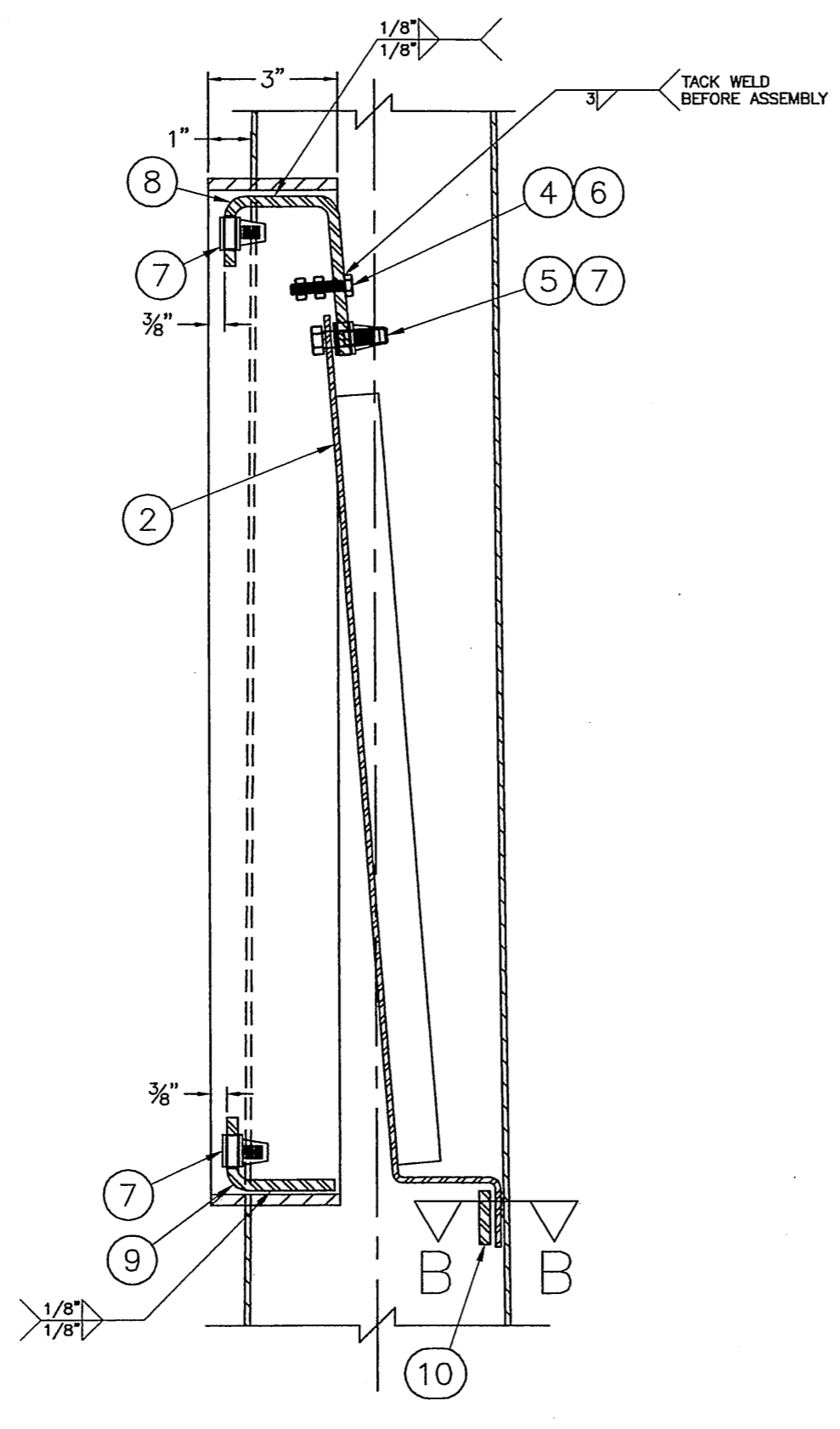
HOT DIP GALVANIZE TO CSA STANDARD G164-M92 TO NET MINIMUM RETENTION OF 600 g/m². ALL AREAS OF DAMAGED GALVANIZING SHALL BE REPAIRED WITH SELF FLUXING LOW TEMPERATURE ZINC BASED ALLOY ROD. USE OF SPRAY ON COATINGS IS NOT ACCEPTABLE.

NOTE:

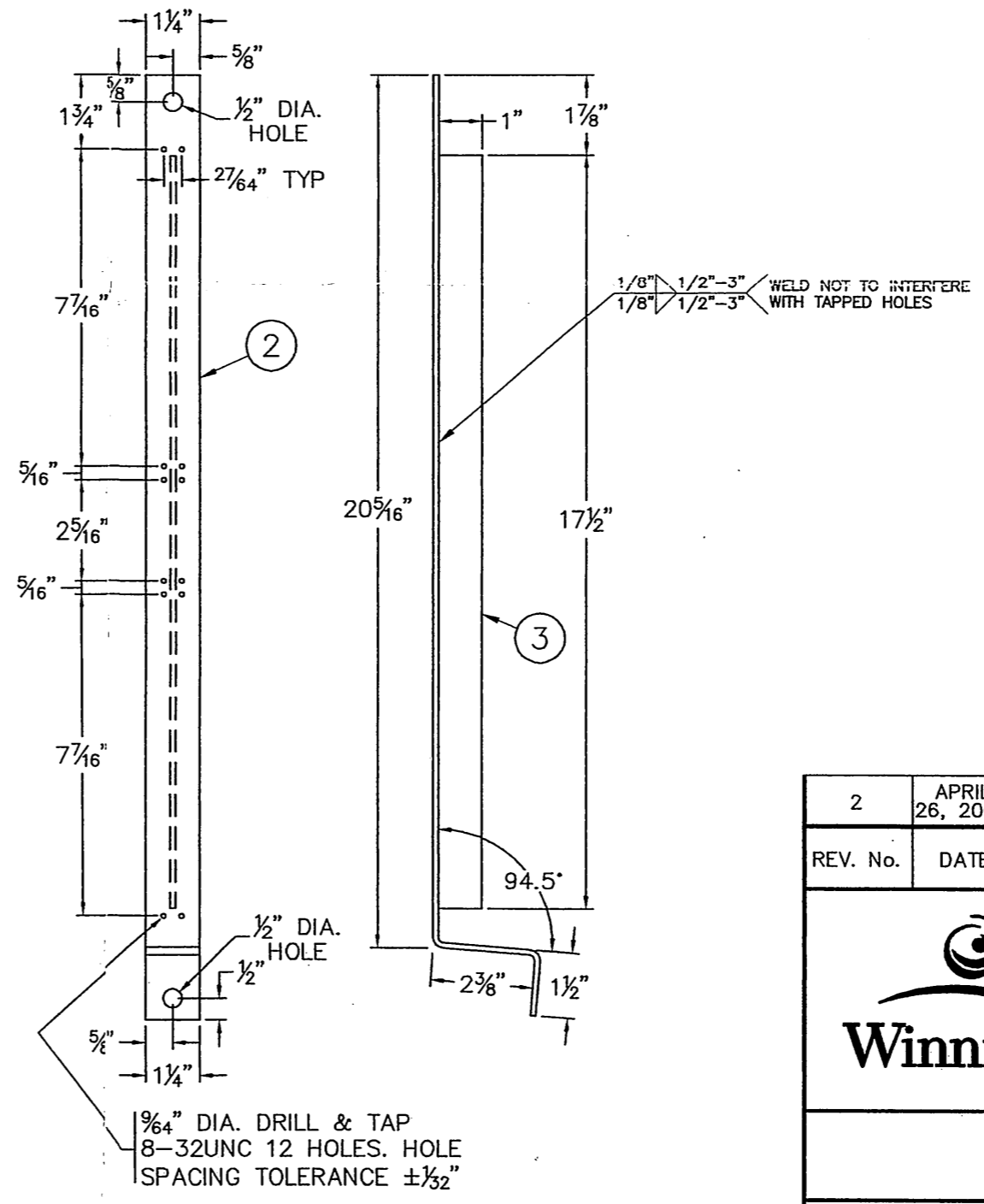
- WELDING**
ALL WELDING SHALL CONFORM TO CSA STANDARD W59. FABRICATOR SHALL BE FULLY APPROVED BY THE CANADIAN WELDING BUREAU AS PER CSA STANDARD W47.1.
- COVER ASSEMBLY SHOWN ON DRAWING ST-164.



FRONT VIEW



SECTION A-A



TERMINAL STRIP BRACKET



REV. No.	DATE	REVISIONS	APPROVED
2	APRIL 26, 2004	REDRAWN	

THE CITY OF WINNIPEG
 PUBLIC WORKS DEPARTMENT
 TRANSPORTATION DIVISION

GES ENGINEERING INC.
 CALGARY, AB. PHONE (403) 240-2921 FAX (403) 240-3713

4 3/4" x 24" (120mm x 610mm)
 ACCESS PANEL (38 CIRCUIT)
 FOR TRAFFIC SIGNAL POLE

DESIGNED AND APPROVED <i>D. Selme</i> DATE GES Engineering Inc July 23, 2004	DRAWN G.G. DATE MARCH 18, 2004	DWG No. ST-111 SCALE NTS SHEET 1 OF 1 REV. No. 2
--	---	---