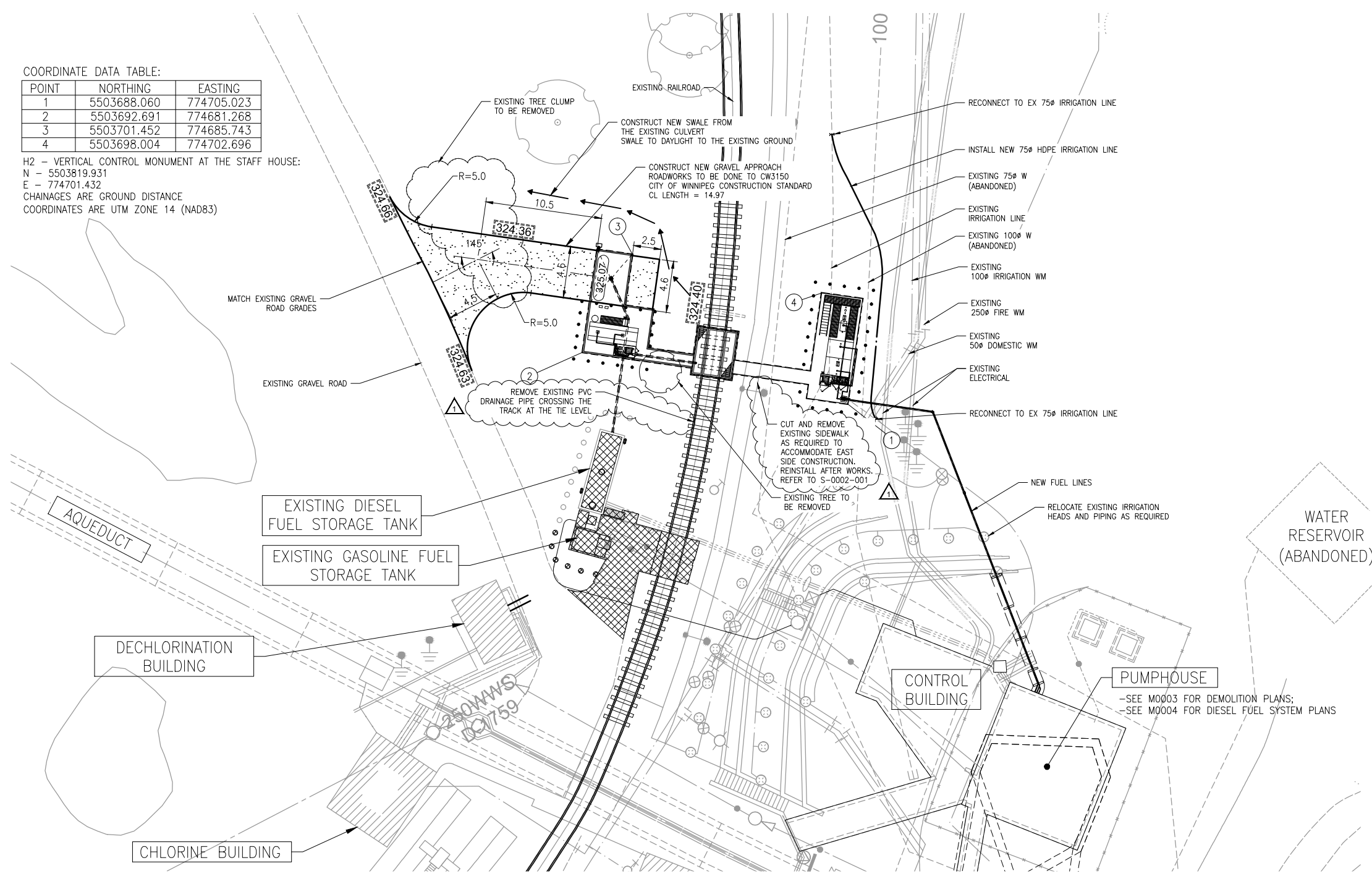


COORDINATE DATA TABLE:

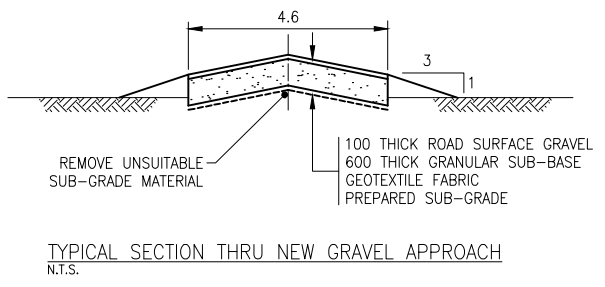
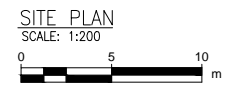
POINT	NORTHING	EASTING
1	5503688.060	774705.023
2	5503692.691	774681.268
3	5503701.452	774685.743
4	5503698.004	774702.696

H2 - VERTICAL CONTROL MONUMENT AT THE STAFF HOUSE:
 N - 5503819.931
 E - 774701.432
 CHAINAGES ARE GROUND DISTANCE
 COORDINATES ARE UTM ZONE 14 (NAD83)



GENERAL NOTES

- ALL UTILITIES IN AREA OF EXCAVATION TO BE LOCATED; SOFT DIG TO CONFIRM UTILITIES.
- NOTIFY THE CONTRACT ADMINISTRATOR OF EXISTING SERVICES, UTILITIES, STRUCTURES OR OBSTRUCTIONS THAT ARE NOT SHOWN ON THE DRAWINGS OR ARE IN DIFFERENT LOCATIONS THAN SHOWN ON THE DRAWINGS AND ARE IN CONFLICT WITH THE WORK.
- THE CONTRACT ADMINISTRATOR WILL DETERMINE IF THE ALIGNMENT OR GRADE OF THE WORK CAN BE ALTERED OR IF THE EXISTING SERVICE, UTILITY, STRUCTURE OR OBSTRUCTION HAS TO BE RELOCATED OR REMOVED AND REPLACED. THE CITY WILL PAY COSTS FOR AUTHORIZED CHANGES IN WORK IN ACCORDANCE WITH CLAUSE GC:7 OF THE GENERAL CONDITIONS.
- REMOVE ABANDONED SERVICES THAT OCCUR IN EXCAVATIONS FOR AND ADJACENT TO THE WORK.
- EARTHWORK AND GRADING TO BE DONE TO CITY OF WINNIPEG CONSTRUCTION STANDARD AS APPLICABLE: CW3170 AND CW3110 SUB-GRADE, SUB-BASE AND BASE COURSE CONSTRUCTION.
- SITE RESTORATION TO BE DONE TO CITY OF WINNIPEG STANDARD AS APPLICABLE: CS3150, CW3520, CW3530 AND CW3540 (SOD, SEED, ETC.)
- CONTRACTOR TO ADVISE CONTRACT ADMINISTRATOR IF UNSUITABLE SUBGRADE IS ENCOUNTERED.



DRAWING NUMBER	REFERENCE DRAWINGS
1-0600A-M0004-001-00	MECHANICAL - PUMPHOUSE AND GATEHOUSE DIESEL FUEL SYSTEM PLANS
1-0600A-M0003-001-00	MECHANICAL - PUMPHOUSE AND GATEHOUSE DEMOLITION PLANS



LOCATION APPROVED
UNDERGROUND STRUCTURES

SUPR. U/G STRUCTURES COMMITTEE DATE

NOTE:
LOCATION OF UNDERGROUND STRUCTURES AS SHOWN ARE BASED ON THE BEST INFORMATION AVAILABLE. BUT NO GUARANTEE IS GIVEN THAT ALL EXISTING UTILITIES ARE SHOWN OR THAT THE GIVEN LOCATIONS ARE EXACT. CONFIRMATION OF EXISTENCE AND EXACT LOCATION OF ALL SERVICES MUST BE OBTAINED FROM THE INDIVIDUAL UTILITIES BEFORE PROCEEDING WITH CONSTRUCTION.

NO.	REVISIONS	DATE	BY
1	ISSUED FOR ADDENDUM No. 1	15/05/14	DRL
0	ISSUED FOR TENDER, BID OPP. 231-2015	15/04/13	DRL

AECOM

DESIGNED BY: MGM
CHECKED BY: GD

DRAWN BY: WJD
APPROVED BY:

HOR. SCALE: 1:200
VERT. SCALE:

RELEASED FOR CONSTRUCTION

METRIC
WHOLE NUMBERS INDICATE MILLIMETRES
DECIMALIZED NUMBERS INDICATE METRES

PROFESSIONAL'S SEAL

ORIGINAL SIGNED BY
A. NAGY

15/04/07

CONSULTANT DRAWING NO.
C0001

BID OPPORTUNITY NO. 231-2015

THE CITY OF WINNIPEG
WATER AND WASTE DEPARTMENT

SHOAL LAKE
INTAKE FUEL STORAGE AND
DELIVERY SYSTEM REHABILITATION

CIVIL
SITE PLAN
DEMOLITION AND NEW FUEL STORAGE LAYOUT

SHEET 1 OF 23
CITY DRAWING NUMBER
1-0600A-C0001-001 1