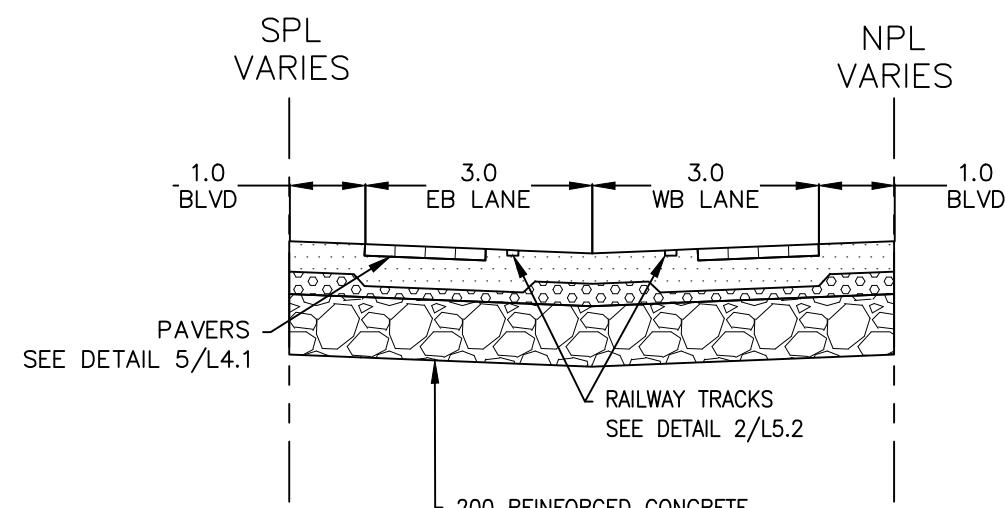
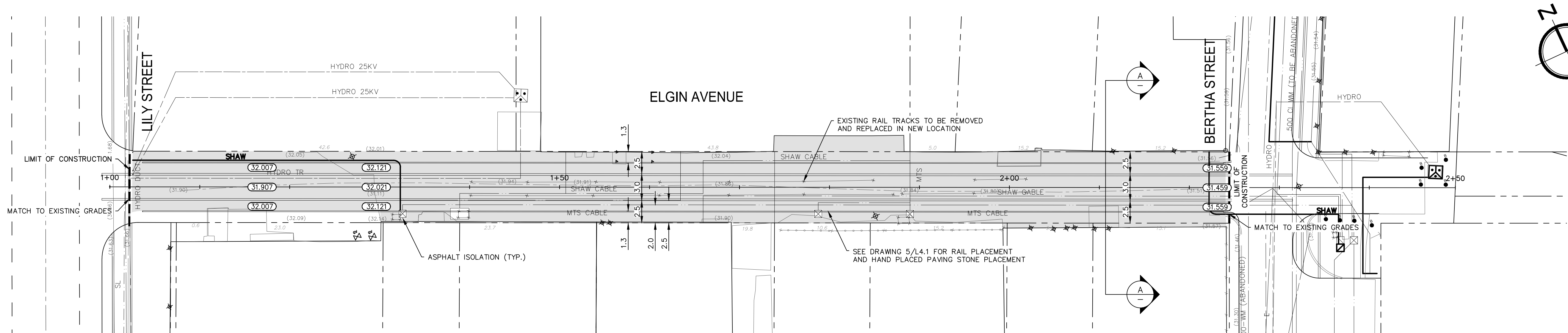
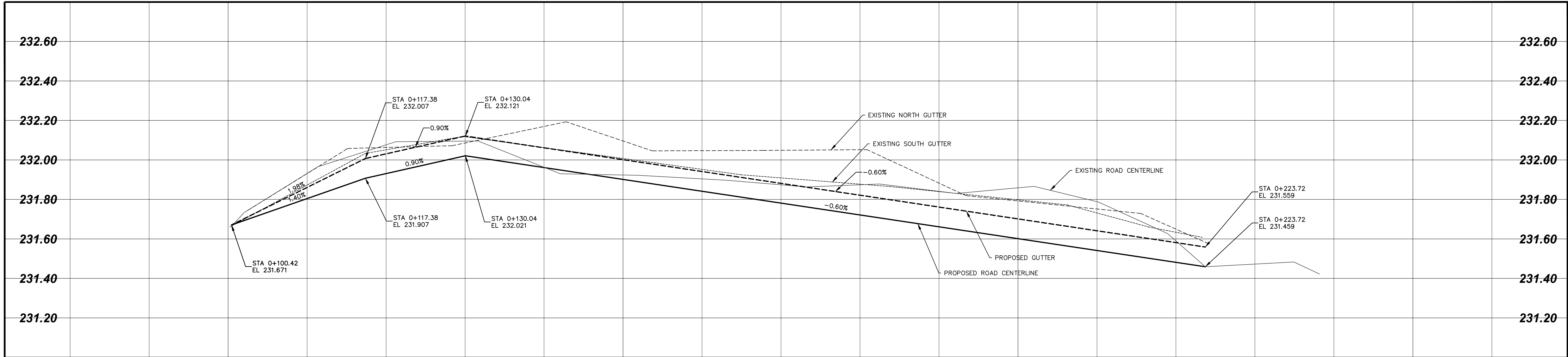


Aug 07 2014 - 4:22pm  
P:\553100-553199\553199\Construction Drawings\553125 Elgin Street-Profile.dwg - tab-CONSTRUCTION



NOTE:  
These design documents are prepared solely for the use by the party with whom the design professional has entered into a contract and there are no representations of any kind made by the design professional to any party with whom the design professional has not entered into a contract.

|                     |                       |          |          |
|---------------------|-----------------------|----------|----------|
| WATERMAIN           | ANCHOR                |          |          |
| LAND DRAINAGE SEWER | CIVIC ADDRESS         |          |          |
| WASTE WATER SEWER   | IRON BAR              |          |          |
| HYDRO               | LIGHT STANDARD        |          |          |
| M.T.S.              | HYDRO POLE            |          |          |
| GAS                 | CURB RAMP             |          |          |
| SIGNALS             | EDGE OF SIDEWALK      |          |          |
| MANHOLE             | PROPERTY LINE         |          |          |
| CATCH BASIN         | EDGE OF PAVEMENT      |          |          |
| CURB INLET          | MODIFIED BARRIER CURB |          |          |
| UTILITIES ADJUSTED  | BARRIER CURB          |          |          |
| PLUG                | BARRIER CURB & GUTTER |          |          |
| HYDRANT             | EDGE OF CONCRETE      |          |          |
| VALVE               | EDGE OF GRAVEL        |          |          |
| CURB STOP           | SIDEWALK              |          |          |
| GROUND GRADE        | CONCRETE              |          |          |
| PAVEMENT GRADE      | ASPHALT               |          |          |
| LOT GRADE           | ASPHALT OVERLAY       |          |          |
| EXISTING            | LEGEND-PLAN           | PROPOSED | EXISTING |
| LEGEND-PLAN         | LEGEND-PLAN           | PROPOSED | EXISTING |
| LEGEND-PROFILE      | LEGEND-PROFILE        | PROPOSED | EXISTING |

#### LOCATIONS APPROVED UNDERGROUND STRUCTURES

SIGNED BY: \_\_\_\_\_ DATE: \_\_\_\_\_  
SUPV U/G STRUCTURES

LOCATION OF UNDERGROUND STRUCTURES AS SHOWN ARE BASED ON THE BEST INFORMATION AVAILABLE BUT NO GUARANTEE IS GIVEN THAT ALL EXISTING UTILITIES ARE SHOWN OR THAT THE GIVEN LOCATIONS ARE EXACT CONFIRMATION OF EXISTANCE AND EXACT LOCATION OF ALL SERVICES MUST BE OBTAINED FROM THE INDIVIDUAL UTILITIES BEFORE PROCEEDING

|                       |             |
|-----------------------|-------------|
| G.M. -                | -           |
| ELEV. -               | -           |
| DESIGNED BY           | MS/BD       |
| CHECKED BY            | VM          |
| DRAWN BY              | MS          |
| APPROVED BY           | VM          |
| HOR. SCALE            | 1:250       |
| VERTICAL              | 1:50        |
| ISSUED FOR TENDER     | 07/08/14 MS |
| ISSUED FOR 60% REVIEW | 03/07/14 MS |
| NO. REVISIONS         | DATE BY     |

|                       |   |
|-----------------------|---|
| <b>MMM GROUP</b>      | MMM Group Limited,<br>Suite 111 - 93 Lombard Ave.<br>Winnipeg, MB R3B 3B1<br>t. 204.943.3178<br>f. 204.943.4948<br>www.mmm.ca |
| DESIGNED BY           | MS/BD   |
| CHECKED BY            | VM  |
| DRAWN BY              | MS  |
| APPROVED BY           | VM  |
| HOR. SCALE            | 1:250   |
| VERTICAL              | 1:50  |
| ISSUED FOR TENDER     | 07/08/14 MS   |
| ISSUED FOR 60% REVIEW | 03/07/14 MS   |
| NO. REVISIONS         | DATE BY   |

|                          |  |
|--------------------------|--|
| ENGINEER'S SEAL          | ORIGINAL<br>SEALED BY<br>V.M. MAROTI<br>P. ENG.<br>07/08/14<br>MEMBER<br>30819 |
| CONSULTANT ACAD DWG. NO. | C02  |

|   |                     |
|---|---------------------|
| <b>THE CITY OF WINNIPEG</b><br>PUBLIC WORKS DEPARTMENT<br>ENGINEERING SERVICES DIVISION | CITY DRAWING NUMBER |
| <b>CITY OF WINNIPEG</b><br>NORTH EAST EXCHANGE DISTRICT ENGINEERING STUDY               | SHEET 2 OF 11       |
| <b>ELGIN AVENUE</b>   | BID NO. 742-2014    |

#### METRIC

WHOLE NUMBERS INDICATE MILLIMETRES  
DECIMALIZED NUMBERS INDICATE METRES

