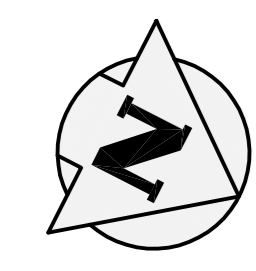


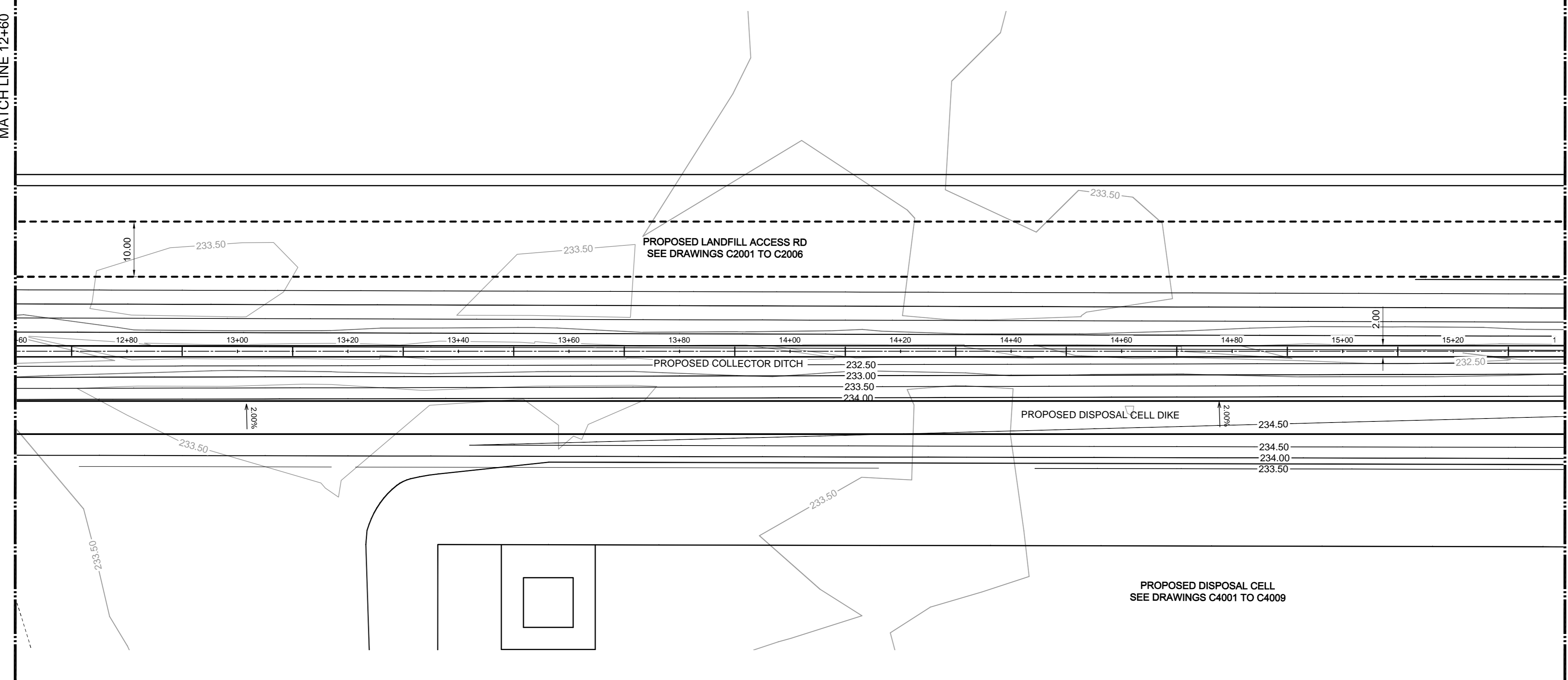
NOTE:
DITCH AND SLOPE ELEVATIONS SHOWN ARE FINAL ELEVATIONS THAT INCLUDE 50mm OF SOIL AMENDED MATERIAL.

NOTE:
DITCHES HAVE BEEN ROUGH GRADED BY OTHERS. CONTRACTOR TO FINISH GRADE DITCHES TO DESIGN ELEVATIONS.

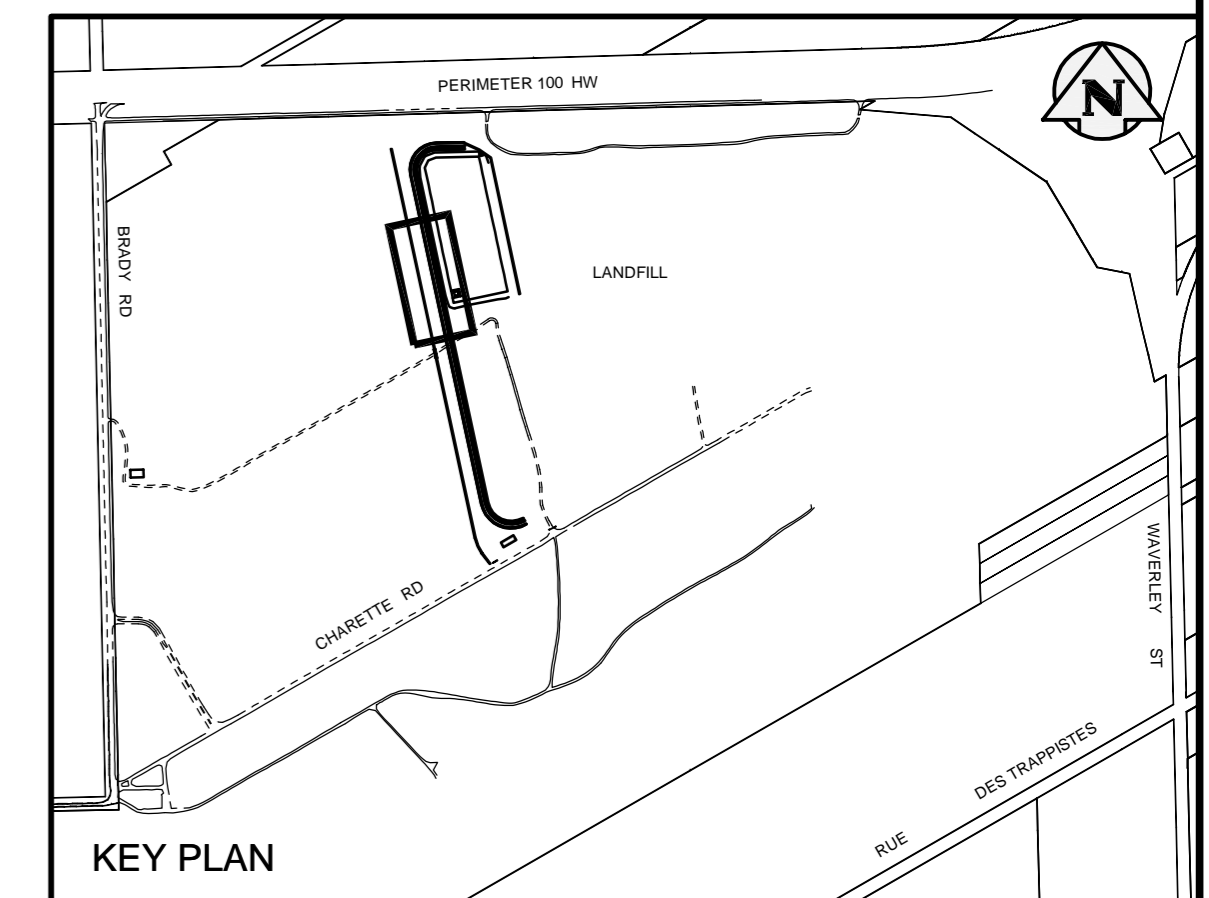


MATCH LINE 12+60

MATCH LINE 15+40



BID OPPORTUNITY 259-2014



EXISTING	LEGEND-PLAN	PROPOSED	EXISTING	LEGEND-PLAN	PROPOSED	EXISTING	LEGEND-PLAN	PROPOSED	
		CONTOURS							
		DITCH							
		EDGE OF GRAVEL ROAD							

APEGM
Certificate of Authorization
TETRA TECH WEI Inc.
No. 5313 Date: April 30, 2014

B.M. ELEV.	
DESIGNED BY	SV
CHECKED BY	GS, GC
DRAWN BY	GMD
APPROVED BY	BLM
HOR. SCALE:	1 : 500
VERTICAL:	1 : 50
RELEASED FOR CONSTRUCTION	
ISSUED FOR TENDER	14.03.26 GC
NO. REVISIONS	DATE BY
	DATE 13.11.20

TETRA TECH

CONSULTANT DRAWING NO. 1300120600-DWG-C0010

G.A. CHURCHILL
Member 25653
REGISTERED PROFESSIONAL ENGINEER

THE CITY OF WINNIPEG
WATER AND WASTE DEPARTMENT

BRADY ROAD LANDFILL ACCESS ROAD AND DISPOSAL CELL
NEW COLLECTOR DITCH
STATION 12+60 TO STATION 15+40

CITY DRAWING NUMBER SWD-D-437
SHEET 10 OF 20
C3003