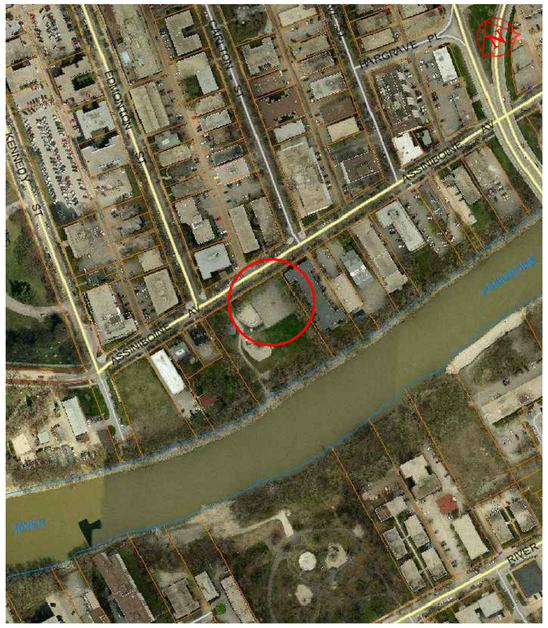

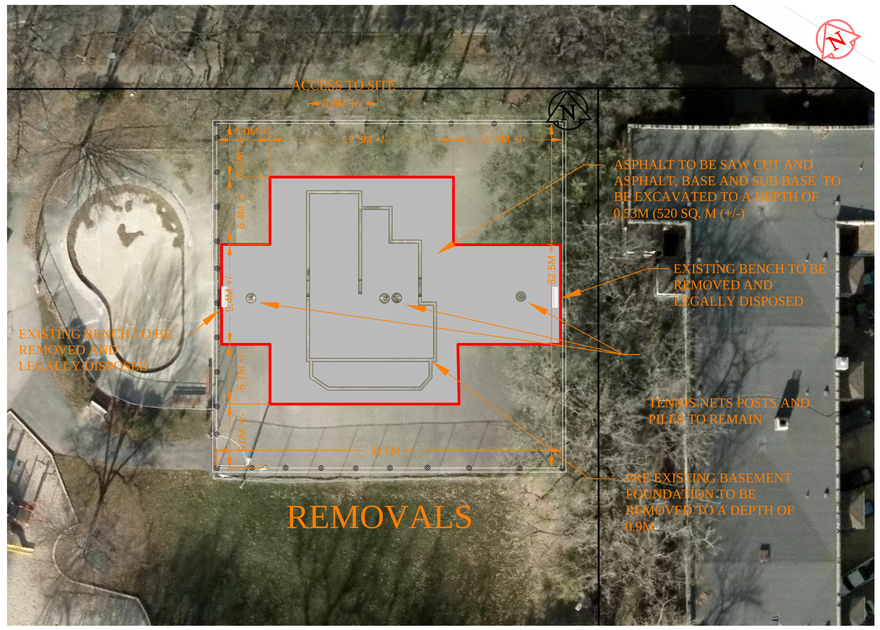

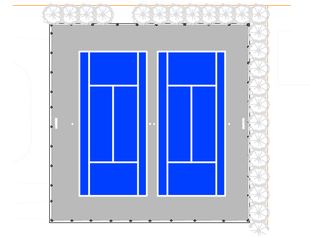

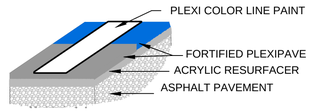

DETAIL B

PLEXIPAVE SURFACING AND LINES

GENERAL

1. THE CONTRACTOR SHALL ADHERE TO THE CITY OF WINNIPEG STANDARD CONSTRUCTION SPECIFICATIONS:

CW 3110–R9	SUB–GRADE, SUB–BASE AND BASE COURSE CONSTRUTION
CW 3130–R1	SUPPLY AND INSTALLATION OF GEOTEXTILE FABRICS
CW 3170–R3	EARTHWORK AND GRADING
CW 3410–R7	ASPHALTIC CONCRETE PAVEMENT WORKS

2. THE CONTRACTOR SHALL PROVIDE ALL MATERIALS, LABOUR AND EQUIPMENT NECESSARY FOR EXCAVATION, REMOVAL, INSTALLATION AND RESTORATION OF THE JOB.
3. EXAMINE ALL PLANS AND SPECIFICATIONS PERTAINING TO THIS JOB. NOTIFY THE CONTRACT ADMINISTRATOR OF ERRORS OR OMISSIONS BEFORE COMMENCING THIS JOB.
4. THE CONTRACTOR SHALL OBTAIN ALL NECESSARY PERMITS, PAY ALL NECESSARY FEES AND GIVE ALL NECESSARY NOTICES.
5. ALL WORK COMPLETED SHALL BE ACCOMPLISHED IN A FIRST CLASS & WORKMAN LIKE STYLE
6. ACCESS TO THE SITE WILL BE DETERMINED AT A PRE–CONSTRUCTION MEETING. THE ACCESS SHALL BE MAINTAINED AND RESTORED BY THE CONTRACTOR AT HIS OWN EXPENSE AND APPROVED BY THE CONTRACT ADMINISTRATOR.

DELIVERABLES

1. THE CONTRACTOR SHALL MAINTAIN ONE SET OF PLANS AT JOB SITE WHICH HE SHALL CLEARLY NOTE ALL CHANGES OR DEVIATIONS FROM THE CONTRACT DOCUMENT AS THE JOB PROGRESSES
2. PLEXIPAVE SURFACING AND COLOUR LINE PAINTING SHALL BE APPLIED IN ADHERENCE TO MANUFACTURERS DIRECTIONS AND SPECIFICATIONS.

LAYOUT

1. THE CONTRACTOR SHALL LAYOUT ALL WORK, ESTABLISHING ALL LINES, LEVELS AND CENTRES AND SHALL ASSUME RESPONSIBILITY FOR ANY ERRORS RESULTING FROM FAILURE TO USE ADEQUATE CAUTION.

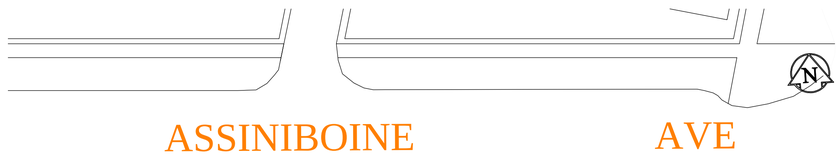

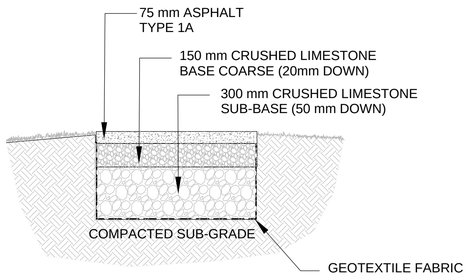

N.T.S.

DETAIL A

ASPHALT PAVEMENT (TYPICAL)

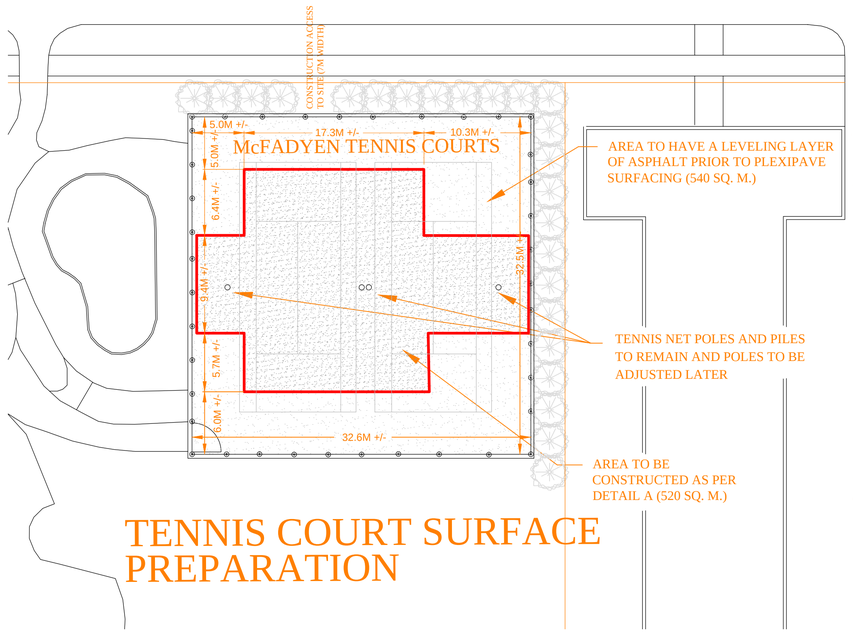

TENNIS COURT SURFACE PREPARATION

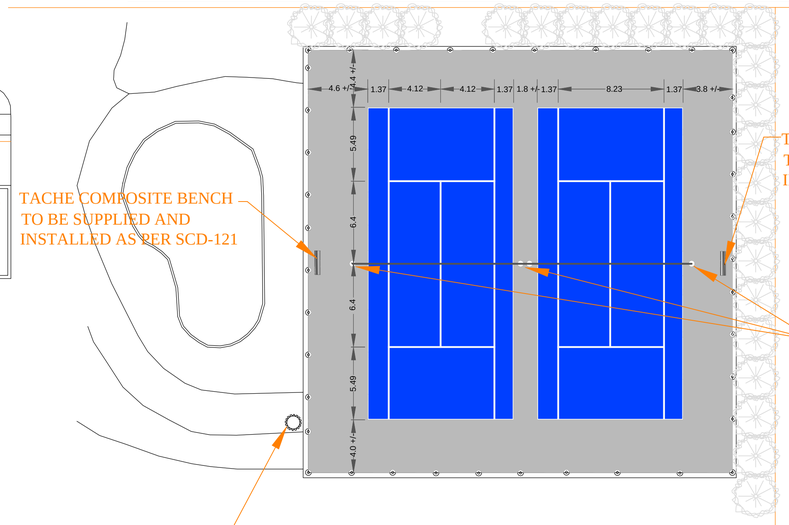

INSTALLATIONS AND TENNIS COURT DIMENTIONS

METRIC

WHOLE NUMBERS INDICATE MILLIMETRES
DECIMALIZED NUMBERS INDICATE METRES

WARNING

IF POWER EQUIPMENT OR EXPLOSIVES ARE TO BE USED FOR EXCAVATION ON THIS PROJECT THE CONTRACTOR MUST:
1) NOTIFY THE GAS COMPANY OF THE PROPOSED LOCATION OF EXCAVATION.
2) TAKE PRECAUTION TO AVOID DAMAGE TO GAS COMPANY INSTALLATIONS.

SEE PROVINCIAL REGULATION 210/72 FOR DETAILS

EXISTING	LEGEND-PLAN	PROPOSED	EXISTING	LEGEND-PLAN	PROPOSED	EXISTING	LEGEND-PROFILE	PROPOSED
200 WM	WATERMAIN	200 WM		SL , HYDRO		150 WM	WATERMAIN	150 WM
	HYDRANT			MTS			HYDRANT	
	VALVE			TRAFFIC SIGNALS			VALVE	
525 LDS	LAND DRAINAGE SEWER	525 LDS	50 GAS	GAS	50 GAS	300 LDS	LAND DRAINAGE SEWER	300 LDS
375 WWS	WASTEWATER SEWER	375 WWS		SURVEY BAR		250 WWS	WASTEWATER SEWER	250 WWS
	MANHOLE						TOP OF ASPHALT	00.000
	CATCH BASIN			BASE, POLE & LUMINARE			TOP OF LIMESTONE BASE	00.000
	CURB INLET			BURIED LIGHT CABLE				
	REDUCER			TREE				
	COUPLER							
	ANODE							

LOCATION APPROVED

UNDERGROUND STRUCTURES

SUPV. U/G STRUCTURES COMMITTEE — DATE

NOTE:

LOCATION OF UNDERGROUND STRUCTURES AS SHOWN ARE BASED ON THE BEST INFORMATION AVAILABLE BUT NO GUARANTEE IS GIVEN THAT ALL EXISTING UTILITIES ARE SHOWN OR THAT THE GIVEN LOCATIONS ARE EXACT. CONFIRMATION OF EXISTENCE AND EXACT LOCATION OF ALL SERVICES MUST BE OBTAINED FROM THE INDIVIDUAL UTILITIES BEFORE PROCEEDING WITH CONSTRUCTION.

B.M.
ELEV.

FIELD BOOK #:

POSTED TO LBIS

NO.	REVISIONS	DATE	BY
2	FOR TENDER	MAY 7/14	TB
1	FOR REVIEW	MARCH 14/14	TB

CITY OF WINNIPEG
URBAN DESIGN
PARKS AND PUBLIC SPACES

DESIGNED BY	TB	CHECKED BY	RZ
DRAWN BY	TB	APPROVED BY	RZ
HOR. SCALE	N.A.	RELEASED FOR CONSTRUCTION	
VERTICAL		DATE	

LANDSCAPE ARCHITECT'S/ ENGINEER'S SEAL

160-2014

FILENAME : McFADYEN PLAYGROUND TENNIS COURT RESURFACING

Winnipeg

THE CITY OF WINNIPEG
Planning, Property and Development Depart.
Urban Design
Parks and Public Spaces
Unit 15-30 Fort Street

PLEXIPAVE TENNIS COURT SURFACING

AT McFADYEN PLAYGROUND (422 ASSINIBOINE AVE.)

SHEET 1 OF 1

CITY DRAWING NUMBER

M.9–H