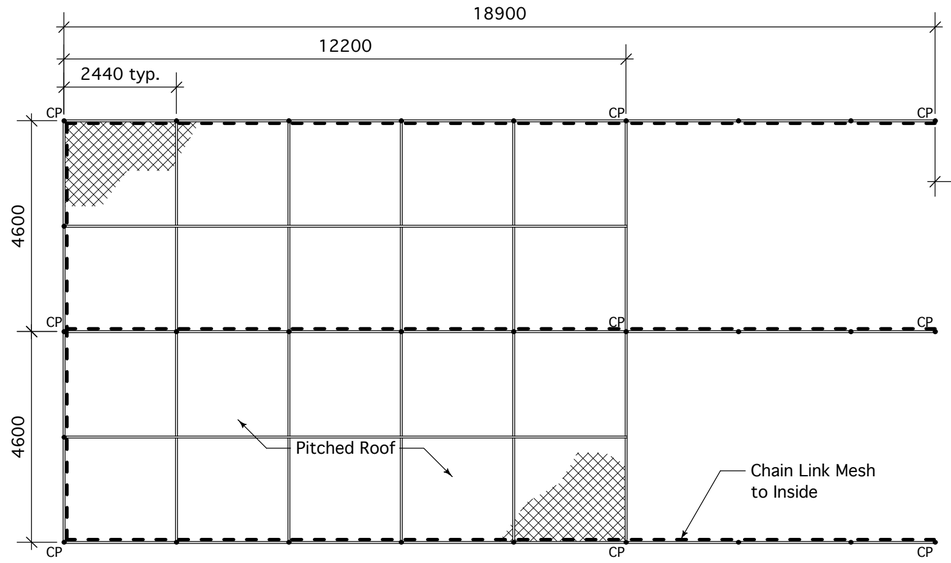

PLAN VIEW

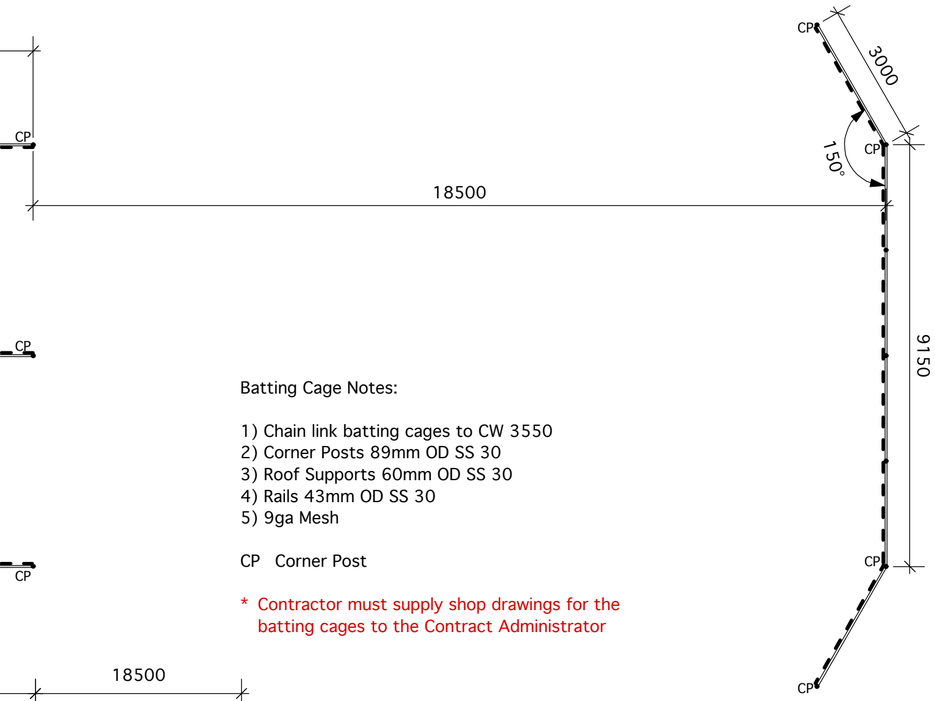

Batting Cage Notes:

1) Chain link batting cages to CW 3550
2) Corner Posts 89mm OD SS 30
3) Roof Supports 60mm OD SS 30
4) Rails 43mm OD SS 30
5) 9ga Mesh

CP Corner Post

* Contractor must supply shop drawings for the batting cages to the Contract Administrator

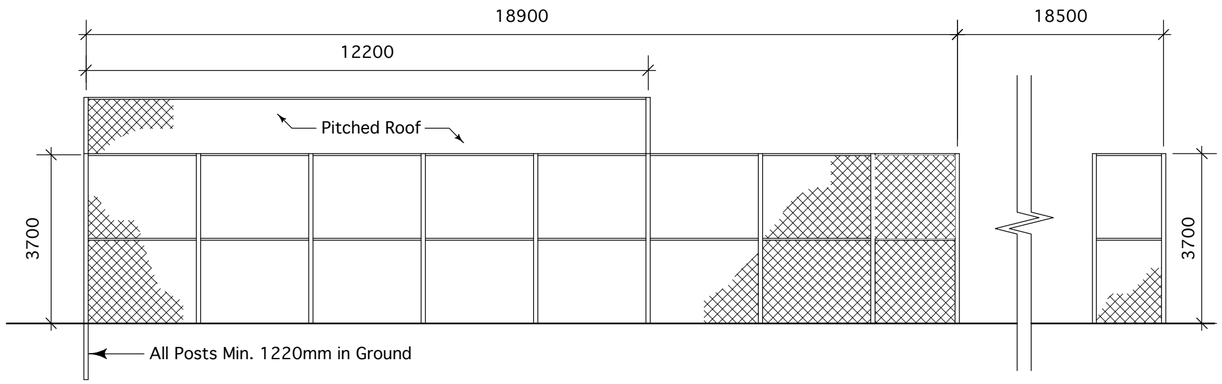

SIDE VIEW

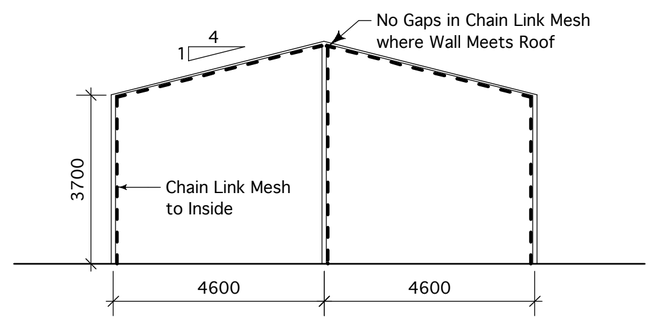

FRONT VIEW

1 / L-D3 Scale: 1:100
Batting Cages

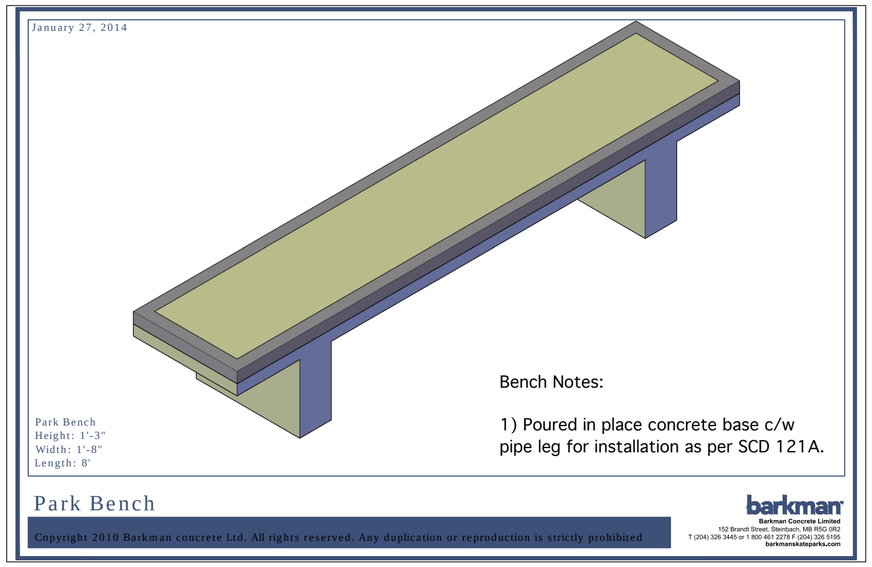

2 / L-D3 Concrete Park Bench
NTS

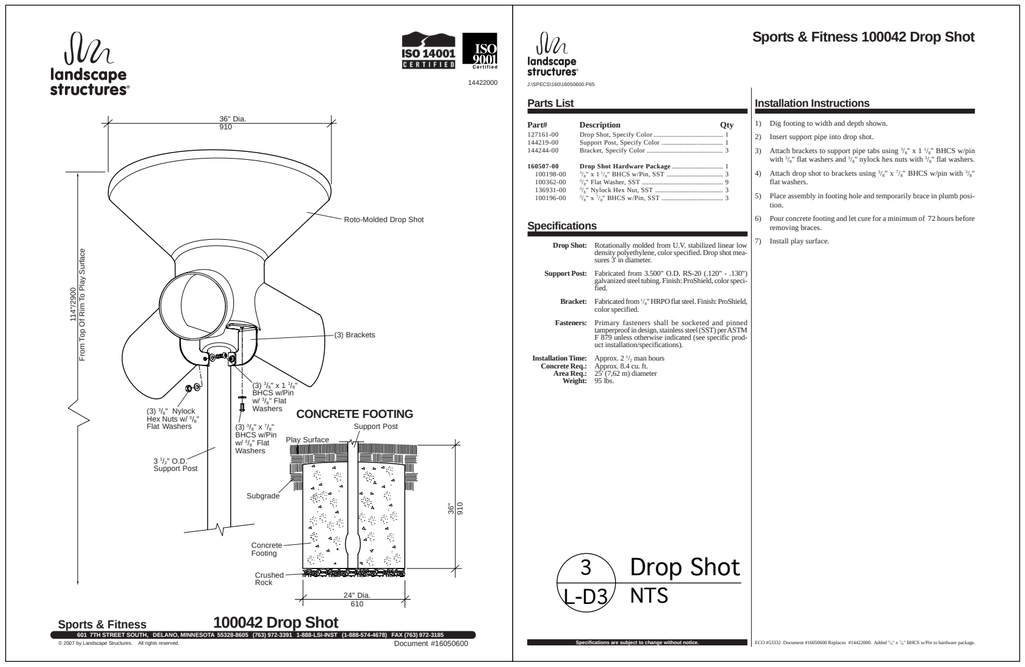

3 / L-D3 Drop Shot
NTS

DAVID WAGNER ASSOCIATES INC.
#4-430 RIVER AVENUE • WINNIPEG MB • R3L 0C6 • (204) 452-2426

the manitoba association of landscape architects
DAVID M. WAGNER
member no. 35

Location of underground structures as shown are based on the best information available but no guarantee is given that all existing utilities are shown or that the given locations are exact. Confirmation of existence and exact location of all services must be obtained from the individual utilities before proceeding with construction.

DO NOT SCALE DRAWING - PLOT MAY NOT BE AT 100%

NO.	REVISION / NOTE	DATE	BY
4			
3			
2			
1	RELEASED FOR TENDER	02/26/14	DW

PROJECT
ELWICK PARK SITE IMPROVEMENTS PHASE TWO
BCI II - PHASE TWO
OLD KILDONAN WARD
30 MABERLEY RD

SCALE AS SHOWN
DATE FEBRUARY 26, 2014
DRAWN BY EC
CHECKED BY DW
PROJECT NO. 1317
DRAWING TITLE
LANDSCAPE DETAILS THREE

SHEET NO.
L-D3