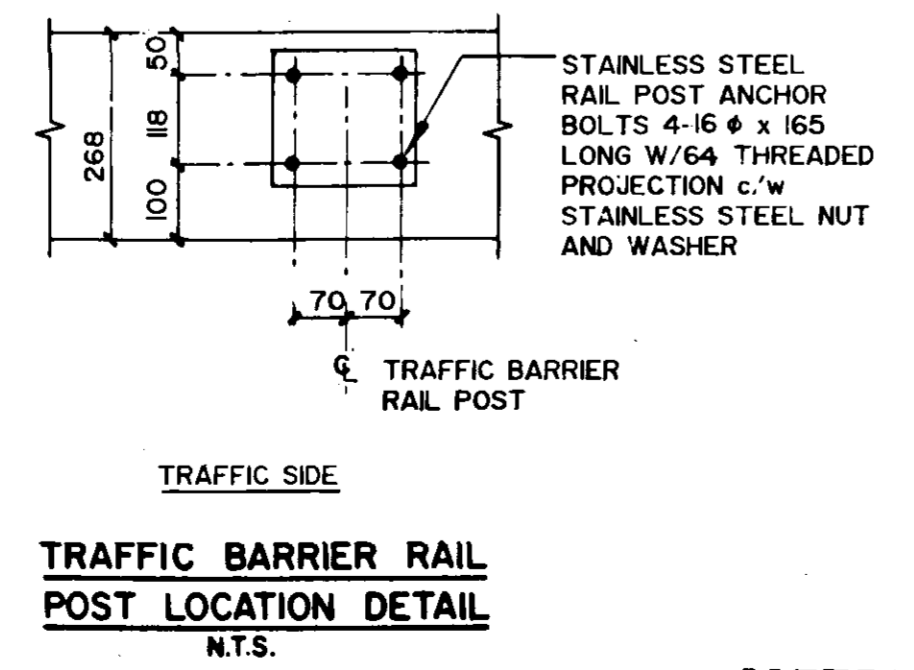
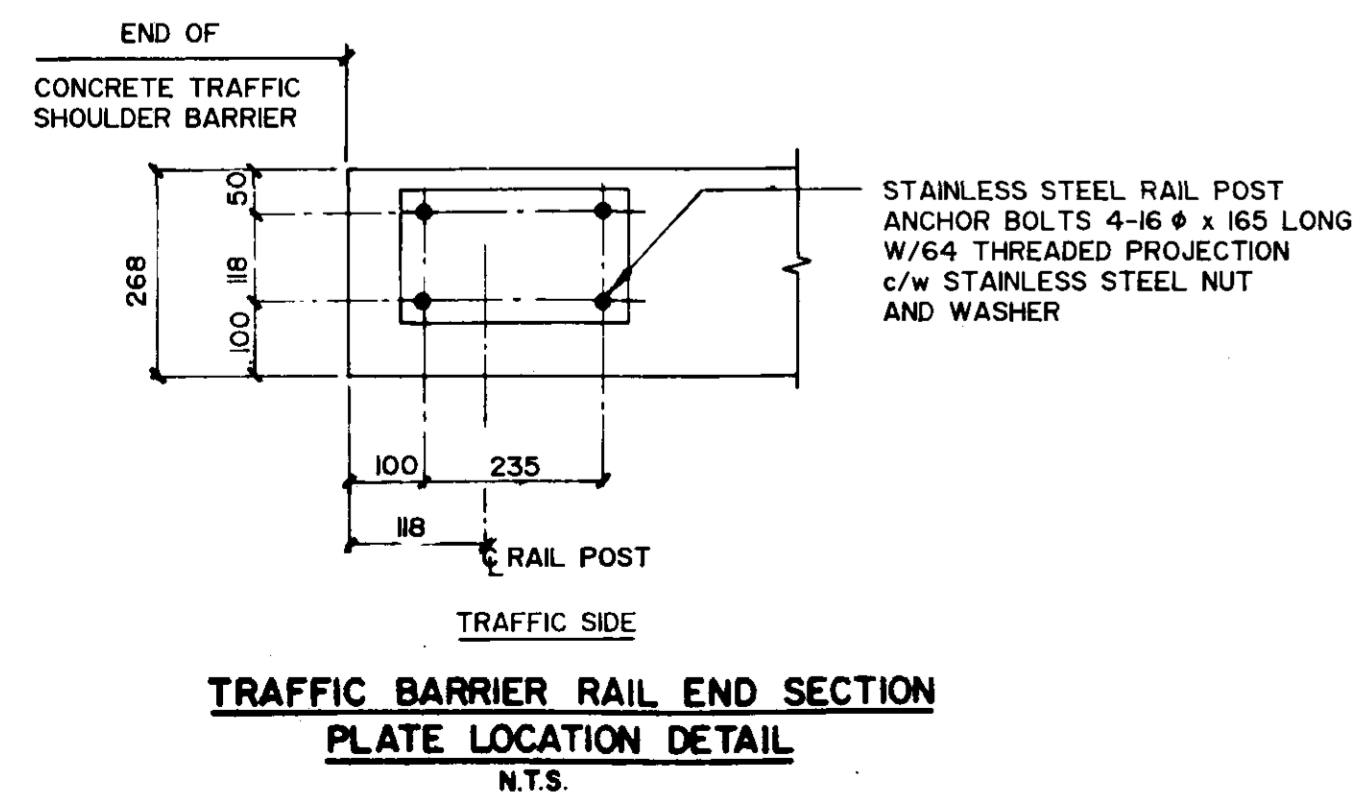


SHOULDER TRAFFIC BARRIER											
PANEL 'A' 4 REQ'D		PANEL 'B' 4 REQ'D		PANEL 'C' 16 REQ'D		PANEL 'D' 1 REQ'D		PANEL 'E' 22 REQ'D		PANEL 'F' 1 REQ'D	
BAR QTY/PAN.	BAR MK.	QTY/PAN.	BAR MK.	QTY/PAN.	BAR MK.	QTY/PAN.	BAR MK.	QTY/PAN.	BAR MK.	QTY/PAN.	BAR MK.
8	B15001C	16	B15003C	16	B15004C	16	B15005C	16	B15003C	8	B15006C
21	B15007C	17	B15007C	19	B15007C	18	B15007C	17	B15007C	15	B15007C


MEDIAN TRAFFIC BARRIER							
PANEL 'H' 4 REQ'D		PANEL 'J' 13 REQ'D		PANEL 'K' 24 REQ'D		PANEL 'L' 13 REQ'D	
BAR QTY/PAN.	BAR MK.	QTY/PAN.	BAR MK.	QTY/PAN.	BAR MK.	QTY/PAN.	BAR MK.
16	B15005C	16	B15003C	16	B15005C	16	B15003C
17	B15002C	17	B15002C	18	B15002C	17	B15002C



RAIL POST ANCHOR BOLT LAYOUT DETAILS
(PLAN VIEW)

METRIC
WHOLE NUMBERS INDICATE MILLIMETRES
DECIMALIZED NUMBERS INDICATE METRES

NO.	REVISIONS	DATE	APP.
2	RECORD DRAWING	NOV.86	
1	ADDENDUM NO. 1	MAY-85	



the **uma** group
Underwood McLellan Ltd.
Consulting Engineers and Planners

DESIGNED BY: K.U. DRAWN BY: B.H.
CHECKED BY: J.T. DATE: APRIL 1985
JOB No. 0265-216-01

APPROVED BY: [Signature] DATE: June 14/84

THE CITY OF WINNIPEG
WORKS & OPERATIONS DIVISION
STREETS & TRANSPORTATION DEPARTMENT

B-5578 RECORD DRAWING

NAIRN AVENUE OVERPASS
DECK REHABILITATION, STRUCTURAL STRENGTHENING AND RELATED WORKS

CONCRETE TRAFFIC BARRIER DETAILS

AUTHORIZED BY: [Signature] DATE: 1985-04-18
ACCEPTED BY: [Signature] DATE: 1985-04-16

SCALE: AS NOTED DRAWING NO. B121-85-12