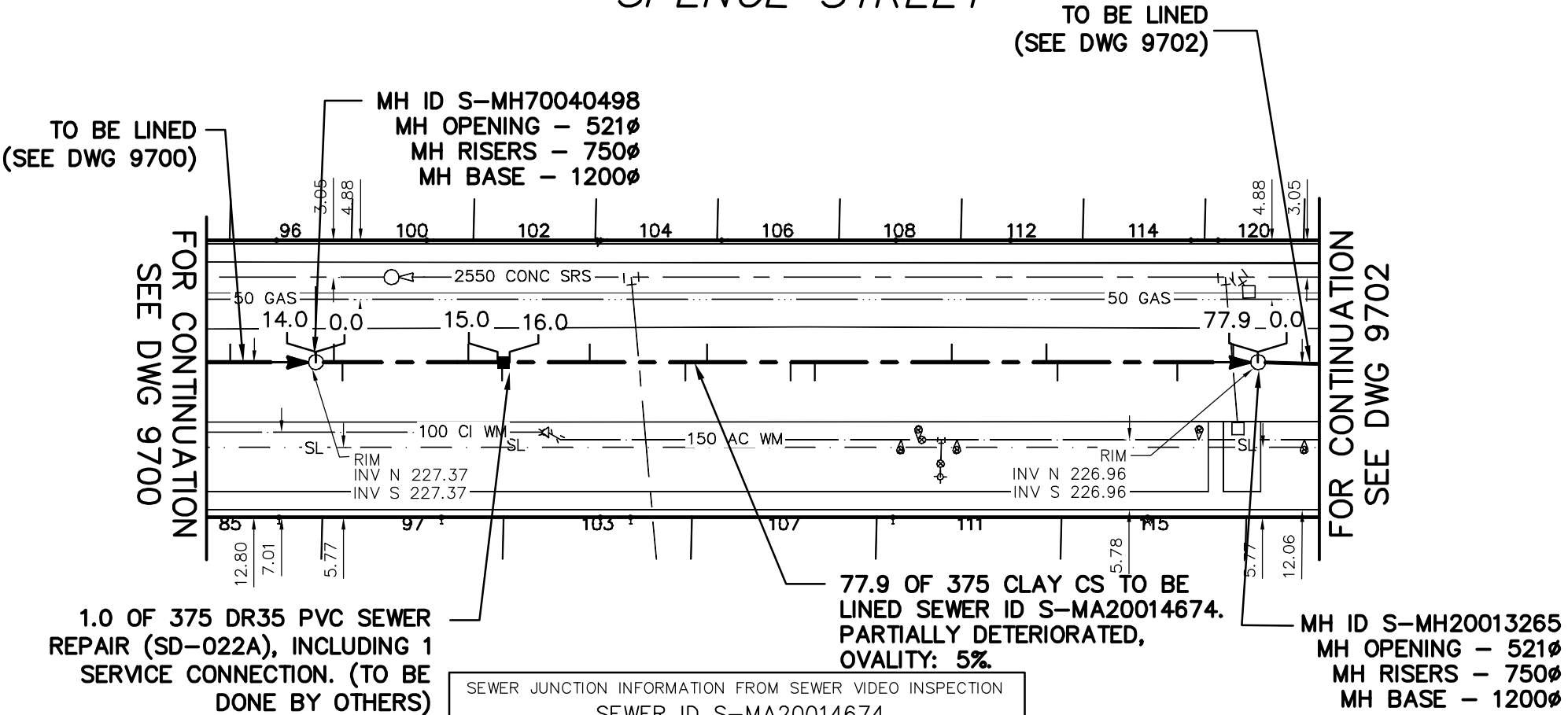
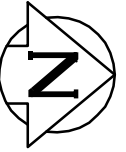


SPENCE STREET



SEWER JUNCTION INFORMATION FROM SEWER VIDEO INSPECTION
SEWER ID S-MA20014674

DISTANCE FROM MH ID S-MH70040498				
DISTANCE	DIRECTION	DIAMETER	CLOCK	CODE
1.5	WEST	150	9	JX
2.2	EAST	150	3	JX
12.6	WEST	150	10	JN
15.4	EAST	150	2	JX
22.6	WEST	150	10	JN
30.5	EAST	150	2	JX
32.3	WEST	150	11	JX
39.2	EAST	150	3	JX
41.2	EAST	150	1	CNI
52.5	WEST	150	10	JN
60.3	WEST	150	10	JN
61.2	EAST	150	3	JN
71.1	EAST	150	2	CX
75.7	WEST	150	10	JN

WARNING


IF POWER EQUIPMENT OR EXPLOSIVES ARE TO BE USED FOR EXCAVATION ON THIS PROJECT THE CONTRACTOR MUST:

- 1) NOTIFY THE GAS COMPANY OF THE PROPOSED LOCATION OF EXCAVATION.
- 2) TAKE PRECAUTION TO AVOID DAMAGE TO GAS COMPANY INSTALLATIONS.

SEE PROVINCIAL REGULATION 210/72 FOR DETAILS

METRIC

WHOLE NUMBERS INDICATE MILLIMETRES
 DECIMALIZED NUMBERS INDICATE METRES



<p style="text-align: center;">LOCATION APPROVED UNDERGROUND STRUCTURES</p> <p>SUPV. U/G STRUCTURES COMMITTEE _____ DATE _____</p> <p>NOTE: LOCATION OF UNDERGROUND STRUCTURES AS SHOWN ARE BASED ON THE BEST INFORMATION AVAILABLE BUT NO GUARANTEE IS GIVEN THAT ALL EXISTING UTILITIES ARE SHOWN OR THAT THE GIVEN LOCATIONS ARE EXACT. CONFIRMATION OF EXISTENCE AND EXACT LOCATION OF ALL SERVICES MUST BE OBTAINED FROM THE INDIVIDUAL UTILITIES BEFORE PROCEEDING WITH CONSTRUCTION.</p>	<p>B.M. ELEV. _____</p> <p>CONSTRUCTION COMPLETION DATE: YYYY MM DD _____</p>	<table border="1" style="width: 100%; border-collapse: collapse;"> <tr> <td>DESIGNED BY</td> <td>SC</td> <td>CHECKED BY</td> <td>SC</td> </tr> <tr> <td>DRAWN BY</td> <td>RS</td> <td>APPROVED BY</td> <td>KZ</td> </tr> <tr> <td>SCALE:</td> <td></td> <td>RELEASED FOR CONSTRUCTION</td> <td></td> </tr> <tr> <td>HORIZONTAL</td> <td>1:500</td> <td>SIGNED BY K.R. ZUREK</td> <td></td> </tr> <tr> <td>VERTICAL</td> <td></td> <td>DATE</td> <td>2011 11 23</td> </tr> </table>	DESIGNED BY	SC	CHECKED BY	SC	DRAWN BY	RS	APPROVED BY	KZ	SCALE:		RELEASED FOR CONSTRUCTION		HORIZONTAL	1:500	SIGNED BY K.R. ZUREK		VERTICAL		DATE	2011 11 23	<p>ENGINEER'S SEAL</p> <p style="text-align: center;">ORIGINAL SIGNED BY S.R.J. COURNOYER NOV. 21, 2011</p> <p>CONSULTANT DRAWING NUMBER _____</p>	<p>THE CITY OF WINNIPEG WATER AND WASTE DEPARTMENT ENGINEERING DIVISION</p> <p>2011 SEWER RENEWALS BY CIPP LINING SPENCE STREET 3RD MH N BROADWAY TO 4TH MH N BROADWAY</p>	<p>SHEET 83 OF 95</p> <p>CITY DRAWING NUMBER</p> <p style="text-align: center; font-size: 24pt;">9701</p>
DESIGNED BY	SC	CHECKED BY	SC																						
DRAWN BY	RS	APPROVED BY	KZ																						
SCALE:		RELEASED FOR CONSTRUCTION																							
HORIZONTAL	1:500	SIGNED BY K.R. ZUREK																							
VERTICAL		DATE	2011 11 23																						
NO. _____ REVISIONS _____ DATE _____ BY _____		DATE 2011 11 23 PLOT DATE: 2011 11 24		<p>BID OPPORTUNITY: 811-2011 CONTRACT NUMBER: 19</p> <p>FILE PATH: R:\DRAWINGS\SEWER\2011_RENEWALS\2011_CIPP_LININGS\CONTRACT 2\CIPP_DRAWINGS\ FILE NAME: 9700-9703.dwg</p>																					