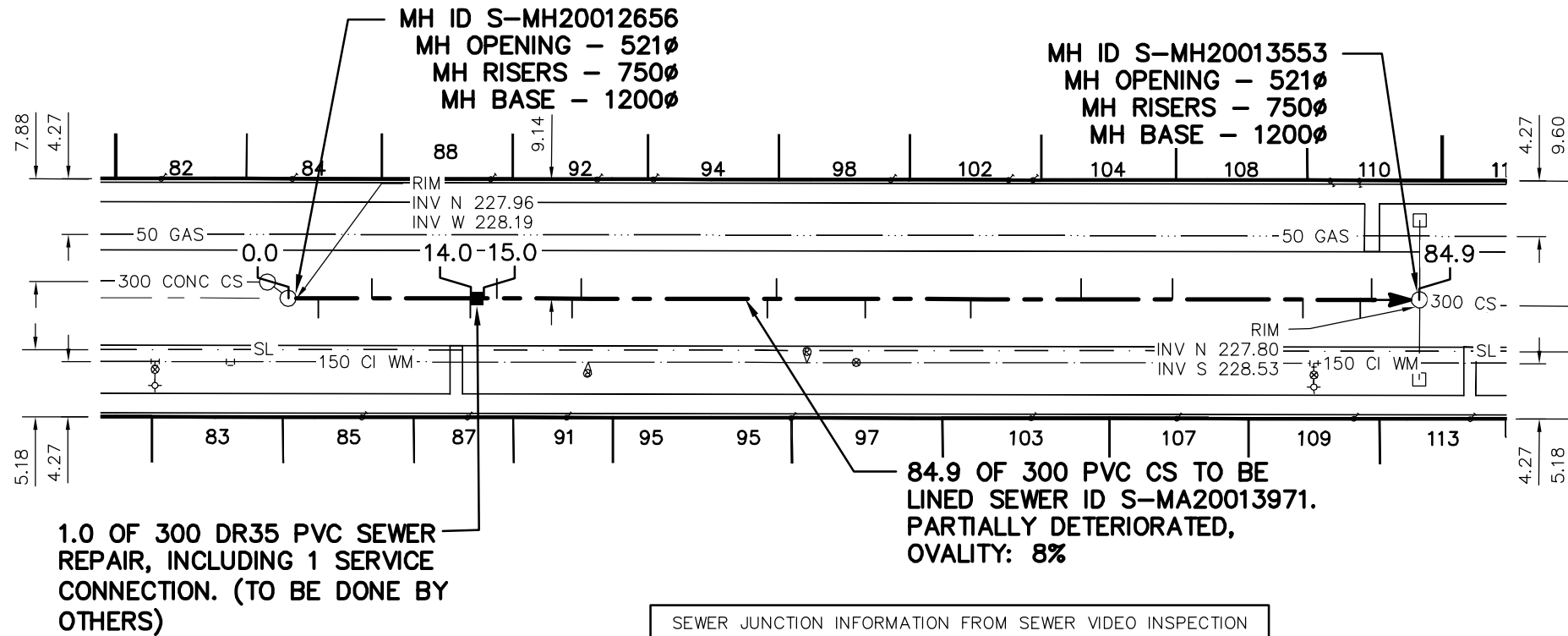
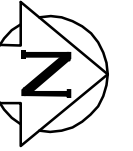


CHESTNUT STREET



SEWER JUNCTION INFORMATION FROM SEWER VIDEO INSPECTION
SEWER ID S-MA20013971

DISTANCE FROM MH ID S-MH20012656

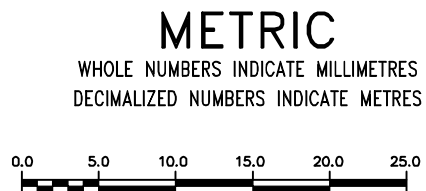
DISTANCE	DIRECTION	DIAMETER	CLOCK	CODE
2.3	EAST	100	11	CXI
6.4	WEST	150	2	CNI
14.0	EAST	150	10	JX
16.0	WEST	150	1	CXI
21.8	EAST	150	10	JN
22.5	WEST	150	2	JN
36.8	EAST	150	10	JX
37.5	WEST	150	2	JN
44.3	EAST	150	10	JN
52.4	EAST	150	10	JN
60.9	WEST	150	1	CXI
67.9	WEST	150	2	JN
77.9	EAST	100	10	CXI
82.3	EAST	150	10	CNI
83.2	WEST	150	2	JN

WARNING

IF POWER EQUIPMENT OR EXPLOSIVES ARE TO BE USED FOR EXCAVATION ON THIS PROJECT THE CONTRACTOR MUST:

- 1) NOTIFY THE GAS COMPANY OF THE PROPOSED LOCATION OF EXCAVATION.
- 2) TAKE PRECAUTION TO AVOID DAMAGE TO GAS COMPANY INSTALLATIONS.

SEE PROVINCIAL REGULATION 210/72 FOR DETAILS



<p>LOCATION APPROVED UNDERGROUND STRUCTURES</p> <p>SUPV. U/G STRUCTURES COMMITTEE _____ DATE _____</p> <p>NOTE: LOCATION OF UNDERGROUND STRUCTURES AS SHOWN ARE BASED ON THE BEST INFORMATION AVAILABLE BUT NO GUARANTEE IS GIVEN THAT ALL EXISTING UTILITIES ARE SHOWN OR THAT THE GIVEN LOCATIONS ARE EXACT. CONFIRMATION OF EXISTENCE AND EXACT LOCATION OF ALL SERVICES MUST BE OBTAINED FROM THE INDIVIDUAL UTILITIES BEFORE PROCEEDING WITH CONSTRUCTION.</p>	<p>B.M. ELEV. _____</p> <p>CONSTRUCTION COMPLETION DATE: YYYY MM DD _____</p>	<table border="1" style="width:100%; border-collapse: collapse;"> <tr> <td>DESIGNED BY</td> <td>SC</td> <td>CHECKED BY</td> <td>SC</td> </tr> <tr> <td>DRAWN BY</td> <td>RS</td> <td>APPROVED BY</td> <td>KZ</td> </tr> <tr> <td>SCALE:</td> <td colspan="3">1:500</td> </tr> <tr> <td>HORIZONTAL</td> <td colspan="3"></td> </tr> <tr> <td>VERTICAL</td> <td colspan="3"></td> </tr> <tr> <td>DATE</td> <td>2011 11 23</td> <td>RELEASED FOR CONSTRUCTION</td> <td>SIGNED BY K.R. ZUREK</td> </tr> <tr> <td>DATE</td> <td>2011 11 23</td> <td>CONSULTANT DRAWING NUMBER</td> <td>-</td> </tr> </table>	DESIGNED BY	SC	CHECKED BY	SC	DRAWN BY	RS	APPROVED BY	KZ	SCALE:	1:500			HORIZONTAL				VERTICAL				DATE	2011 11 23	RELEASED FOR CONSTRUCTION	SIGNED BY K.R. ZUREK	DATE	2011 11 23	CONSULTANT DRAWING NUMBER	-	<p>ENGINEER'S SEAL</p> <p>ORIGINAL SIGNED BY S.R.J. COURNOYER NOV. 21, 2011</p>	<p>THE CITY OF WINNIPEG WATER AND WASTE DEPARTMENT ENGINEERING DIVISION</p> <p>2011 SEWER RENEWALS BY CIPP LINING CHESTNUT STREET 1ST MH N OF WOLSELEY AVENUE TO 1ST MH S OF WESTMINISTER AVENUE</p>	<p>SHEET 17 OF 95</p> <p>CITY DRAWING NUMBER</p> <p>9634</p>
DESIGNED BY	SC	CHECKED BY	SC																														
DRAWN BY	RS	APPROVED BY	KZ																														
SCALE:	1:500																																
HORIZONTAL																																	
VERTICAL																																	
DATE	2011 11 23	RELEASED FOR CONSTRUCTION	SIGNED BY K.R. ZUREK																														
DATE	2011 11 23	CONSULTANT DRAWING NUMBER	-																														
<table border="1" style="width:100%; border-collapse: collapse;"> <thead> <tr> <th>NO.</th> <th>REVISIONS</th> <th>DATE</th> <th>BY</th> </tr> </thead> <tbody> <tr><td> </td><td> </td><td> </td><td> </td></tr> <tr><td> </td><td> </td><td> </td><td> </td></tr> <tr><td> </td><td> </td><td> </td><td> </td></tr> </tbody> </table>		NO.	REVISIONS	DATE	BY													<p>PLOT DATE: 2011 11 23</p>		<p>BID OPPORTUNITY: 811-2011 CONTRACT NUMBER: 19</p> <p>FILE PATH: R:\DRAWINGS\SEWER\2011_RENEWALS\2011 CIPP LININGS\CONTRACT 2\CIPP DRAWINGS\ FILE NAME: 9634.dwg</p>													
NO.	REVISIONS	DATE	BY																														