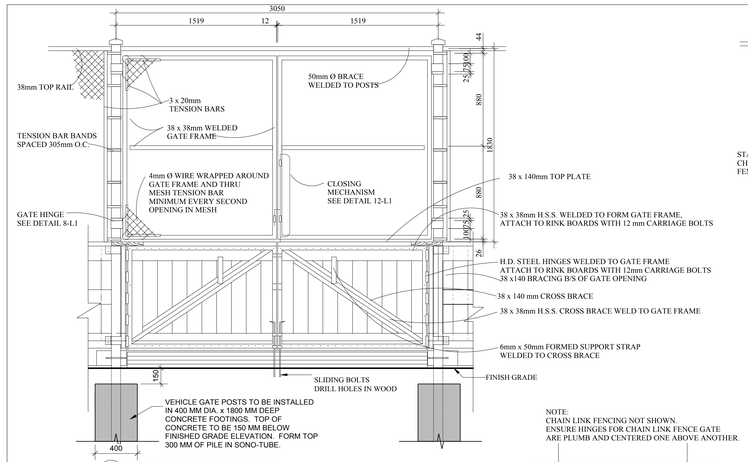

3 L1 ELEVATION - VEHICLE GATE
Scale: 1:20

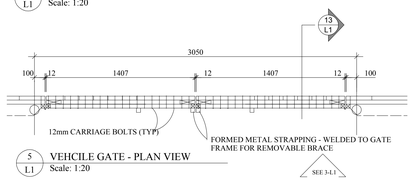

5 L1 VEHCILE GATE - PLAN VIEW
Scale: 1:20

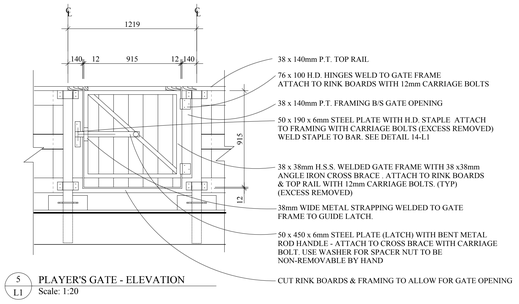

5 L1 PLAYER'S GATE - ELEVATION
Scale: 1:20

NOTE:
CHAIN LINK FENCING NOT SHOWN.
ENSURE HINGES FOR CHAIN LINK FENCE GATE ARE PLUMB AND CENTERED ONE ABOVE ANOTHER.

6 L1 ACCESS GATE - PLAN VIEW
Scale: 1:20

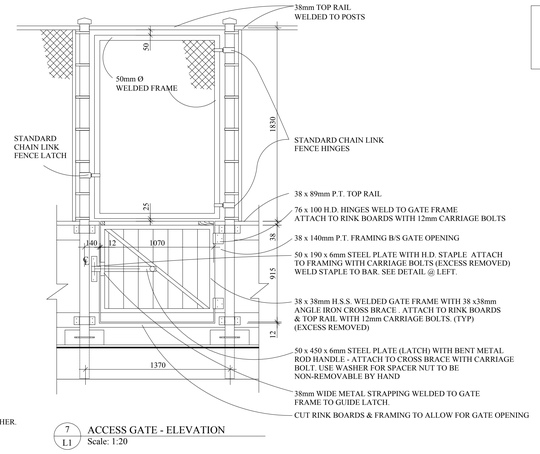

7 L1 ACCESS GATE - ELEVATION
Scale: 1:20

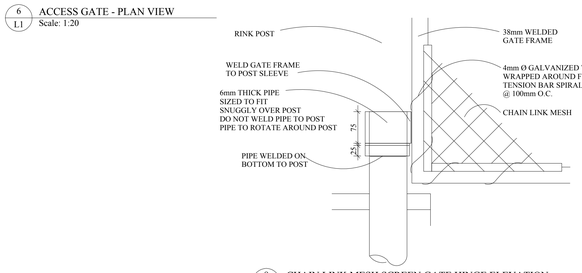

8 L1 CHAIN LINK MESH SCREEN GATE HINGE ELEVATION
Scale: 1:5

NOTE:
ALL METAL TO BE HOT DIPPED GALVANIZED COATED (NOT ELECTROPLATED).
APPLY GALVALUME OR EQUAL TO ALL ON SITE WELDS.

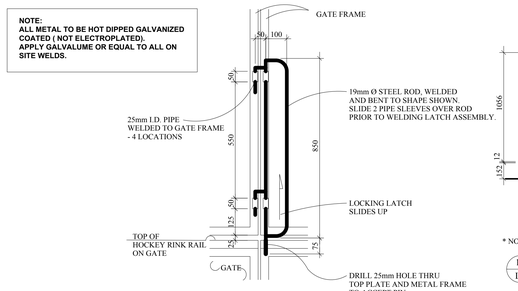

12 L1 CLOSING MECHANSIM ELEVATION
Scale: 1:10

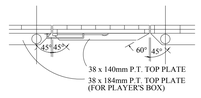

11 L1 PLAYER'SGATE - PLAN VIEW
Scale: 1:20

* NOTE: CHAIN LINK FENCING NOT SHOWN

13 L1 VEHICLE GATE - SECTION
Scale: 1:20

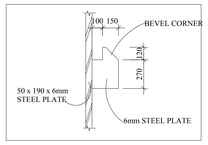

14 L1 GATE LATCH DETAIL
Scale: 1:20

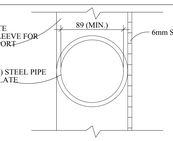

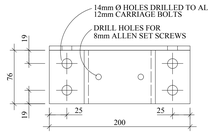

15 L1 POST SLEEVE DETAIL
Scale: 1:3

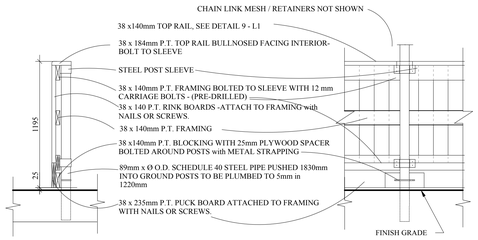

16 L1 TYPICAL RINK BOARD - SECTION FOR PLAYER'S BOX AREA
Scale: 1:20

17 L1 TYPICAL RINK BOARD - ELEVATION
Scale: 1:20

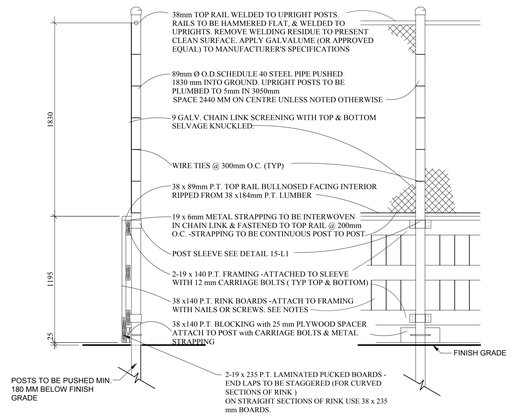

9 L1 SECTION THRU TYPICAL BOARDS
Scale: 1:20

10 L1 TYPICAL BOARDS - ELEVATON
Scale: 1:20

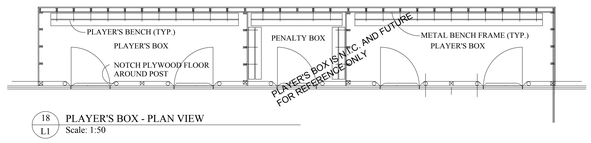

18 L1 PLAYER'S BOX - PLAN VIEW
Scale: 1:50

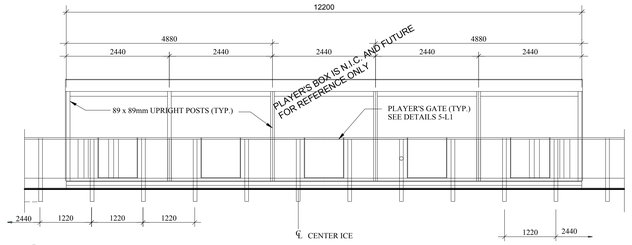

19 L1 PLAYER'S BOX - ELEVATION
Scale: 1:50

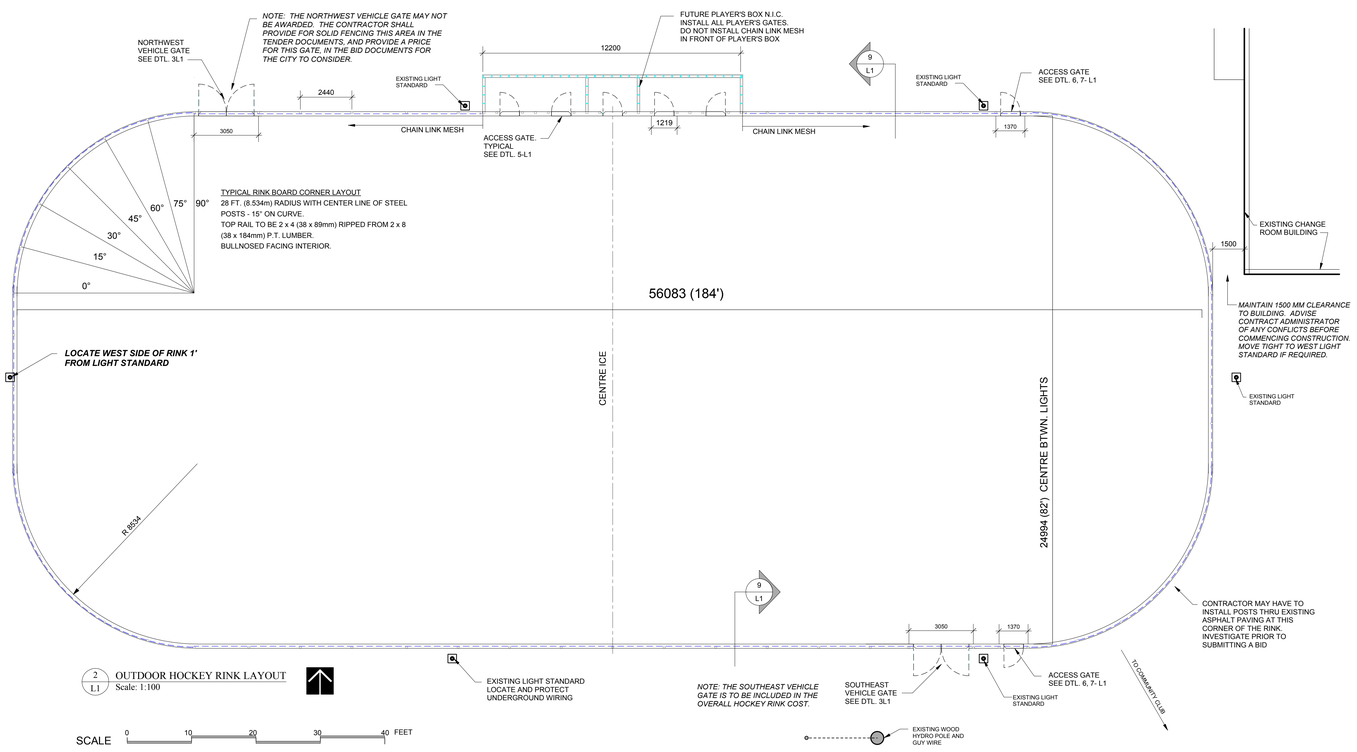

2 L1 OUTDOOR HOCKEY RINK LAYOUT
Scale: 1:100

GENERAL
- DRAWING SHOULD BE USED AS A GENERAL GUIDE. EXACT SIZE, ALONG WITH STYLE AND LOCATION OF VEHICLE GATES, ACCESS, PLAYER'S GATES, AND PLAYER'S BOXES LOCATION, GRADING AND LIGHTING REQUIREMENTS TO BE SHOWN ON PROJECT SITE PLAN.

HOCKEY PEN
- ALL UPRIGTHS TO BE MINIMUM 89 MM DIA. HOT DIPPED GALVANIZED SCHEDULE 40 STEEL PIPE
- UPRIGHT POSTS TO BE LOCATED AS SHOWN ON THE DRAWING. POSTS SHALL BE PUSHED A MINIMUM 1800 MM BELOW FINISHED GRADE AND INSTALLED PLUMB IN ALL DIRECTIONS.
- VEHICLE GATES POSTS TO BE SET IN CONCRETE FOOTINGS, MIN. 400 MM DIA.. x 1800 MM DEPTH. TOP OF CONCRETE TO 150 MM BELOW FINISH GRADE.
- ALL LUMBER TO BE A.C.Q TREATED LUMBER.
- LUMBER WITH LOOSE KNOTS, SURFACE IMPERFECTIONS OR SPLITS WILL NOT BE ACCEPTED
- ALL FASTENERS AND METAL COMPONENTS TO BE HOT DIPPED GALVANIZED (NOT ELECTROPLATED). NAILS TO BE 89 MM ARDOX AND CLINCHED. SCREWS TO BE 75 MM WITH 39 MM CLEAR SHANK (GRABBER TYPE) AND CADMIUM PLATED. ALL FASTENERS TO BE SUITABLE TO A.C.Q. TREATED LUMBER.
- ALL BOLTS, NUTS AND WASHERS TO BE CADMIUM PLATED.
- CARRIAGE BOLTS TO BE USED TO FASTEN WOOD FRAMING TO SLEEVES AND GATE HARDWARE
- ALL BOLT LOCATIONS TO BE PRE-DRILLED
- NUTS ON GATE HARDWARE ARE TO BE NON-REMOVABLE
- TOP RAIL OF END BOARDS TO BE 39 x 89 mm RIPPED FROM 39 x 189 P.T. LUMBER
- ALL HARDWARE TO BE HOT-DIPPED GALVANIZED AFTER FABRICATION
- PLAYER'S BOXES IS NOT INCLUDED IN THE CONTRACT AND IS FUTURE. INSTALL PLAYER'S GATE AS PART OF THIS CONTRACT. - HOCKEY RINK TO BE INSTALL COMPLETELY LEVEL AROUND THE ENTIRE PERIMETER.

CHAINLINK SCREENING
- CHAINLINK SCREENING SHALL BE LOCATED AROUND ENTIRE HOCKEY RINK EXCEPT FOR IN FRONT OF PLAYER'S BOX
- ALL CHAINLINK SCREENING SHALL BE 9 GAUGE GALVANIZED STEEL WIRE WOVEN INTO 50 mm MESH WITH TOP AND BOTTOM KUNCKLE SLEVAGE (BARB SLEEVAGE WILL BE REJECTED)
- TOP RAILS FOR SCREENING SHALL BE 39 mm DIA. RAILS WELDED TO UPRIGHTS
- ALL WELDS TO BE SMOOTH AND CONTIUNUOS
- POST AND RAILS TO BE CLEANED OF ALL WELDING RESIDUE. APPLY GALVALUME (OR APPROVED EQUAL) ACCORDING TO MANUFACTURER SPECIFICATION
- MESH TO BE ATTACHED TO UPRIGHTS WITH WIRE TIRES
- METAL STRAPPING TO BE INTERWOVEN IN MESH AND SECURED TO TOP RAIL WITH SCREWS SPACED AT 200 mm ON CENTRE. STRAPPING TO BE CONTINUOUS POST TO POST
- CHAINLINK SCREENING TO BE FLUSH WITH FRONT OF UPGRIGHTS.
- CHAIN LINK CONSTRUCTION TO BE IN ACCORDANCE WITH CITY OF WINNIPEG CONSTRUCTION SPECIFICATIONS CW 3550

PAINTING
- INSIDE OF RINK BOARDS SHALL BE PAINTED WITH TWO (2) COATS OF WHITE PAINT C/W GAME LINES (RED & BLUE)

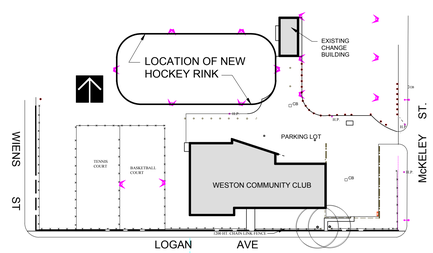

1 L1 EXISTING SITE PLAN
Scale: 1:750

Ken R Rech
KEN RECH
member no. 498
Sept.1, 2011

PROJECT TITLE	NO.	REVISIONS	BY	DATE
WESTON COMMUNITY CLUB 1625 LOGAN AVENUE NEW HOCKEY RINK				

DRAWING TITLE
HOCKEY RINK DETAILS

KEN RECH LANDSCAPE ARCHITECTS INC.
1480 Wellington Crescent Winnipeg Manitoba
Fax 489-6852 R3N 0B3 Tel(204) 489-6616

DRAWN BY	SCALE	SHEET NO.
K. RECH	AS NOTED	L1
PRINT DATE SEPT. 1, 2011	DATE SEPT. 1, 2011	
FILE NO. 11-15-C	REVISION 0	