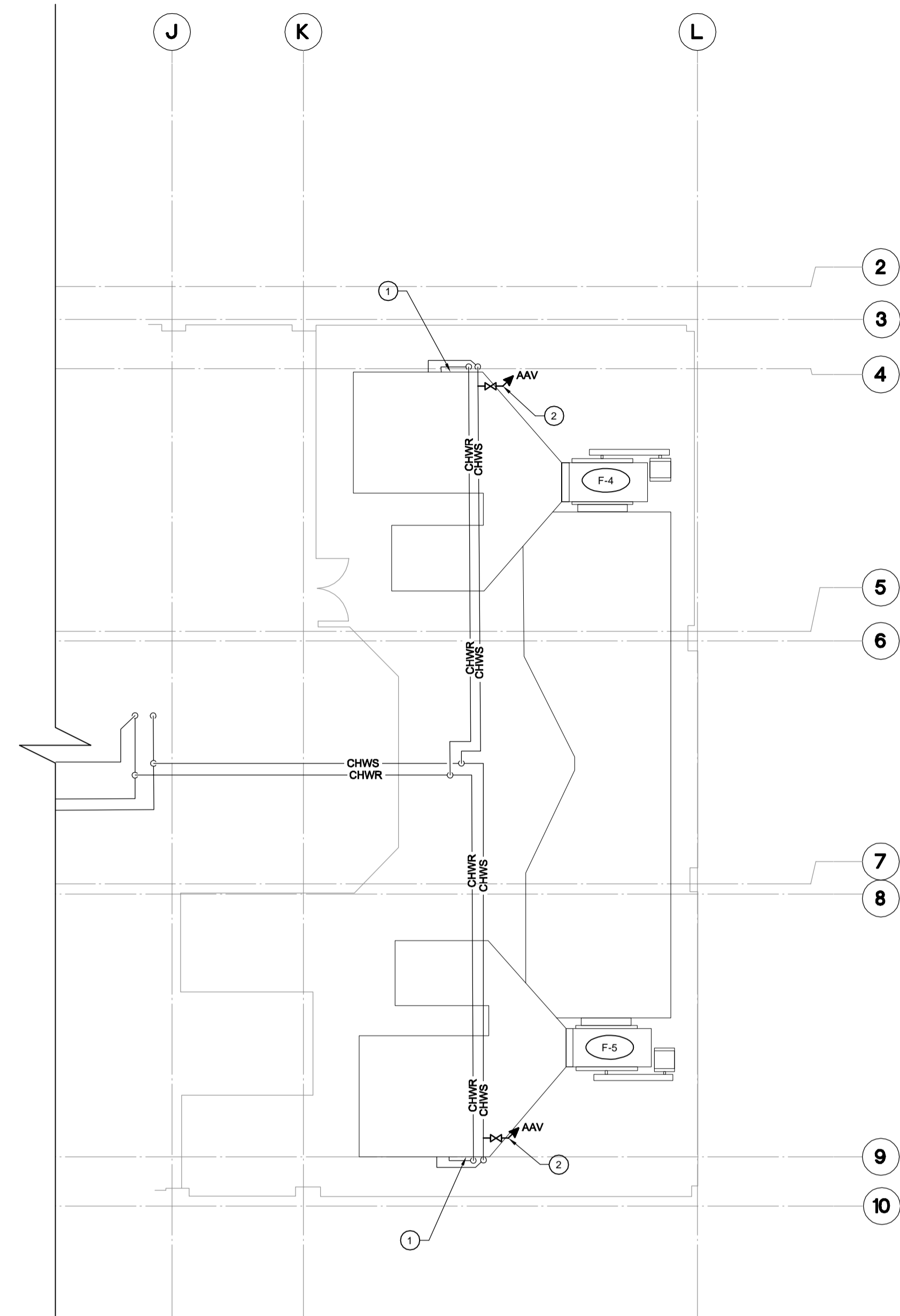


PLAN 1
 SCALE 1:100
 MECHANICAL ROOM (NO. 7-7)
 WEST SIDE



PLAN 2
 SCALE 1:100
 MECHANICAL ROOM (NO. 7-10)
 EAST SIDE

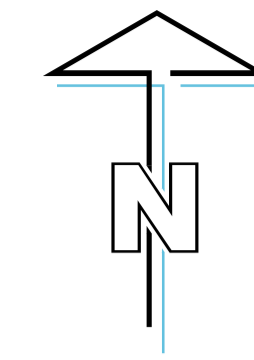
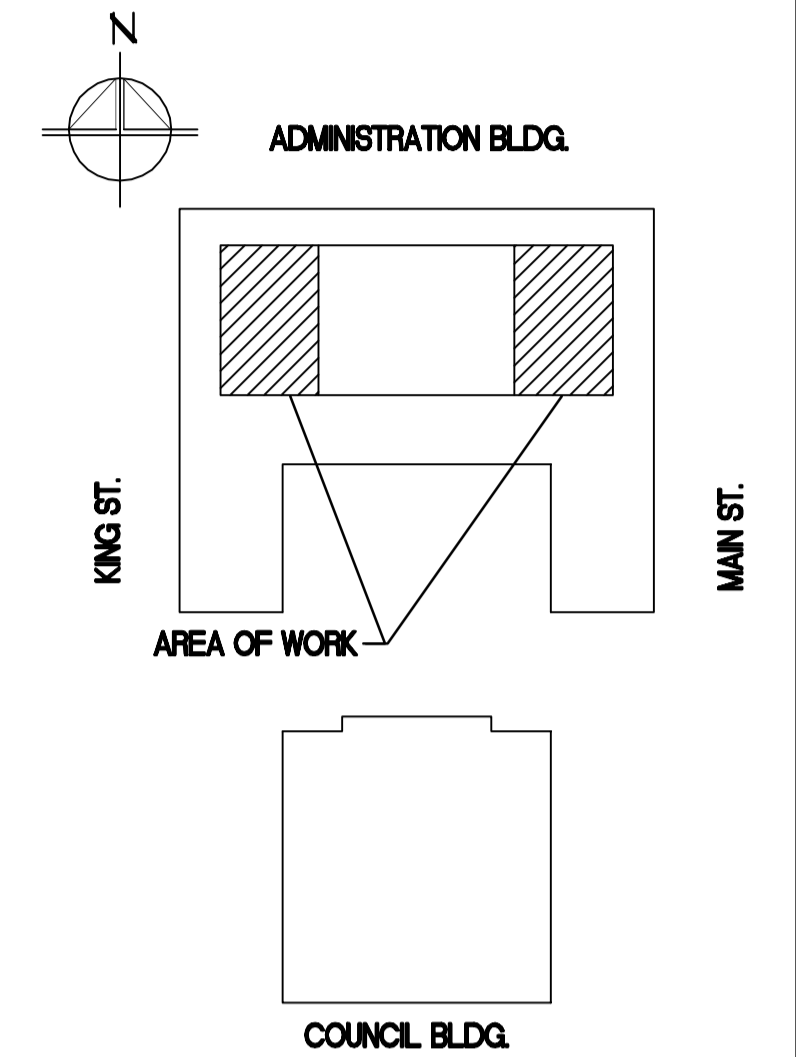


PHOTO A
 SCALE: NTS
 COLD DECK CHILLED WATER PIPING

- NOTES:
- 1 REMOVE AND REPLACE 5 (x4 = 20) TEMPERATURE GAUGES, 4 (x4 = 16) PRESSURE GAUGES AND ALL ASSOCIATED STEM VALVES.
 - 2 PROVIDE HIGH CAPACITY AUTOMATIC AIR VENT AT HIGH POINT OF CHWS UPSTREAM OF EACH COLD DECK (TYPICAL OF 4). 20mm PIPING TO TIE-IN.



TEMPERATURE GAUGES, PRESSURE GAUGES AND STEM VALVES TO BE REMOVED AND REPLACED. SEE DRAWING NOTES FOR QUANTITIES.

AECOM			
This drawing has been prepared for the use of AECOM's client and may not be used, reproduced or relied upon by third parties, except as agreed by AECOM and its client, as required by law or for use by governmental reviewing agencies. AECOM accepts no responsibility, and denies any liability whatsoever, to any party that modifies this drawing without AECOM's express written consent. Do not scale this document. All measurements must be obtained from stated dimensions.			
0	ISSUED FOR TENDER	GT	2011.11.03
No.	REVISION/DESCRIPTION	BY	DATE

DRAWN	GT	CHECKED	DC	DESIGNED	DC	APPROVED	PVL
DATE	2011.09.02	USER	APPROVAL				

THE CITY OF WINNIPEG
 PLANNING, PROPERTY AND
 DEVELOPMENT DEPARTMENT
 MUNICIPAL ACCOMMODATIONS DIVISION
 3-65 GARRY STREET, R3C 4K4

PROJECT
 ADMINISTRATION & COUNCIL BUILDING
 REPLACEMENT OF COOLING PLANT - 510 MAIN STREET
 BID OPPORTUNITY NO. 673-2011
 510 MAIN STREET, WINNIPEG, MANITOBA

SHEET TITLE
MECHANICAL
 7th FLOOR PENTHOUSE MECHANICAL ROOMS
 PLAN

APEGM
 Certificate of Authorization
 AECOM Canada Ltd.
 No. 4671 Date: _____

DRN	CHK	DES	ENG	IDR
AECOM REVIEW				

SCALE	PROJECT No:	SHEET No:
NTS	60220937	M-006