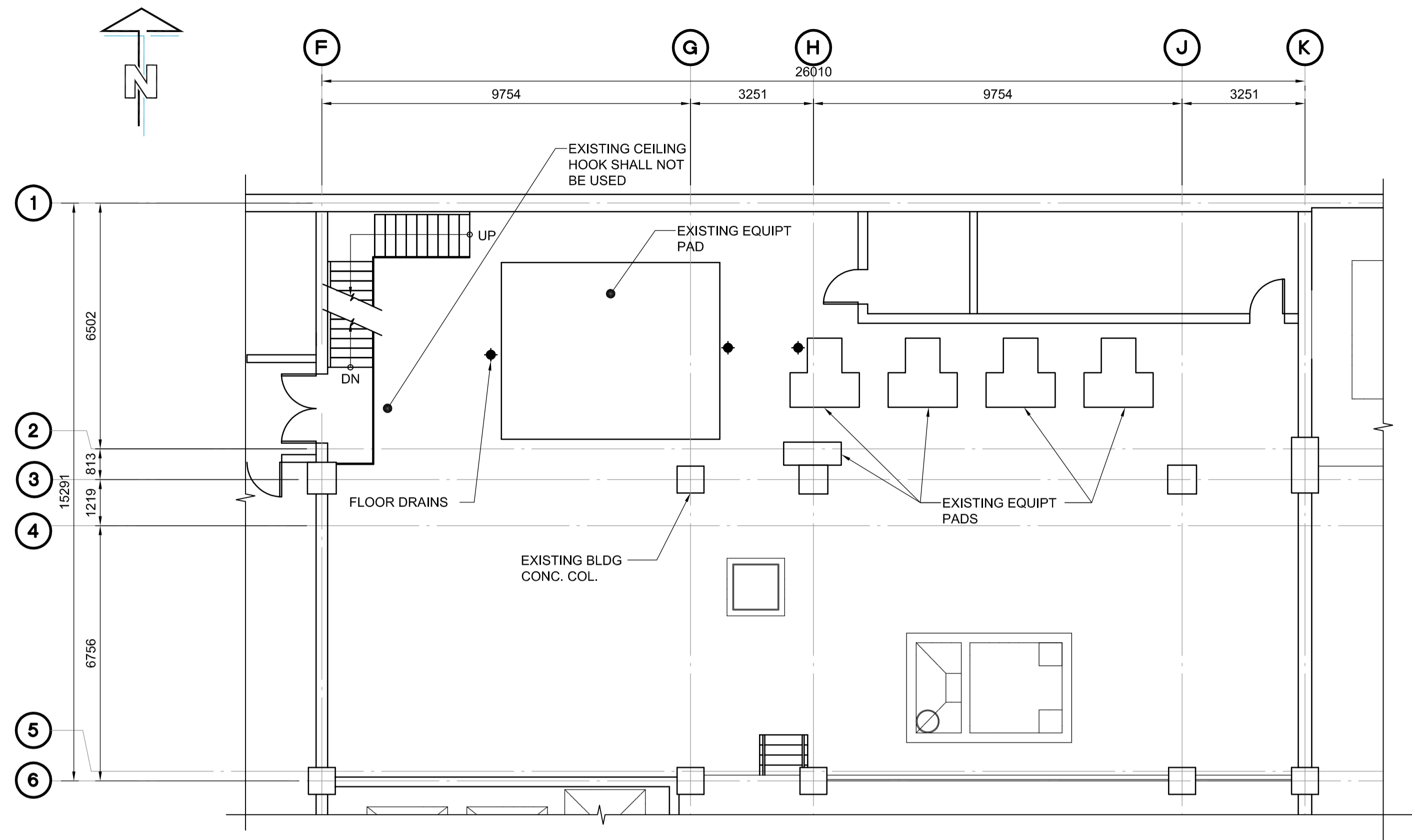


FILE NAME: 60220937-01-S-001
 DATE: 2011.09.02
 PROJECT No.: 60220937
 SHEET TITLE: SUB-BASEMENT PLAN
 ADDRESS: 510 MAIN STREET, WINNIPEG, MANITOBA

NOTES:



EXISTING SUB BASEMENT FLOOR PLAN
 SCALE: 1:100mm

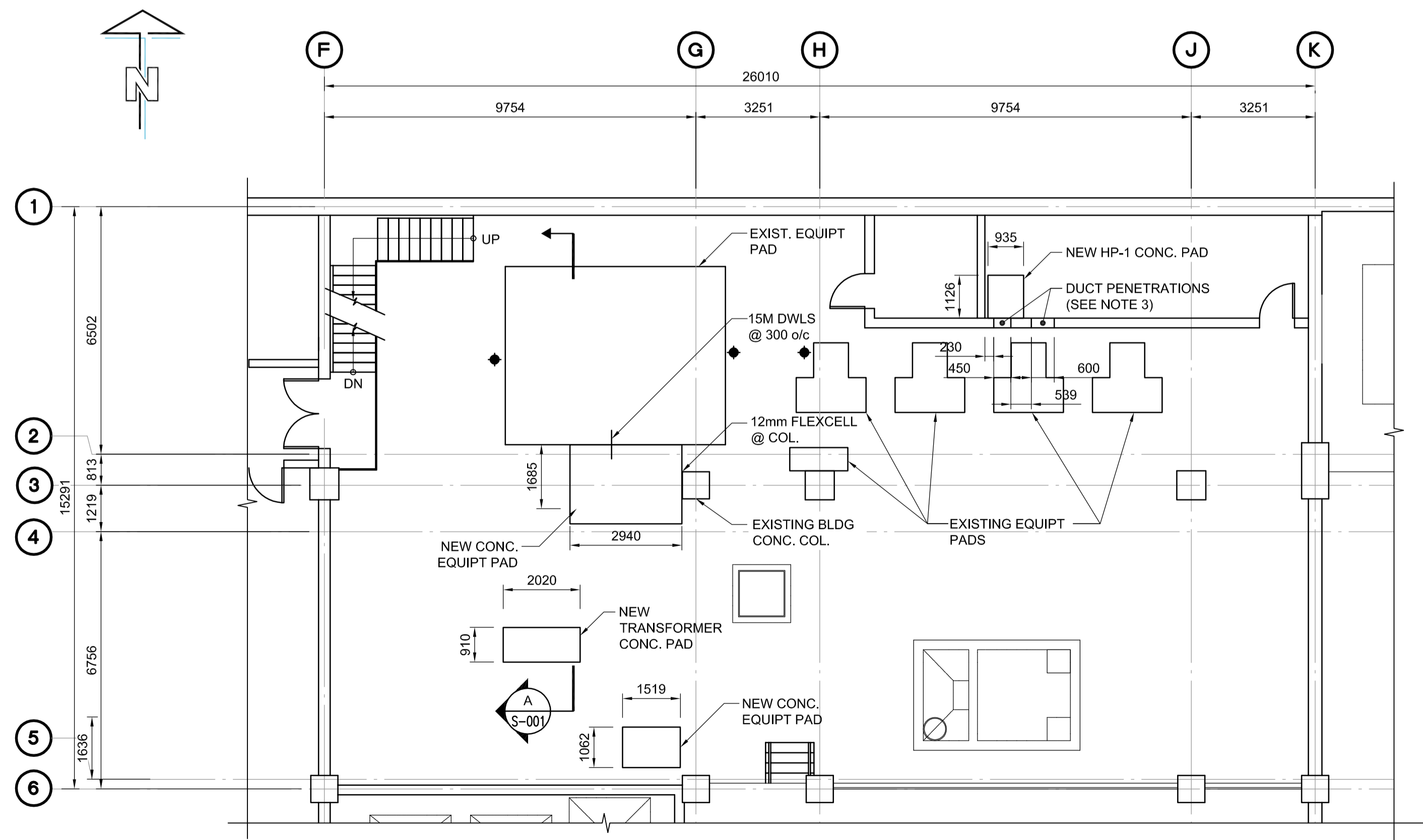
CONCRETE NOTES

- TEST CONCRETE IN ACCORDANCE WITH CAN/CSA A23.2. TEST RESULTS SHALL BE SUBMITTED TO CONTRACT ADMINISTRATOR. CONTRACTOR TO NOTIFY THE CONTRACT ADMINISTRATOR 48 HOURS IN ADVANCE OF ALL CONCRETE CASTS.
- CONCRETE SHALL MEET THE FOLLOWING REQUIREMENTS:
 FOR NON-STRUCTURAL INTERIOR CONCRETE PADS:
 MINIMUM COMPRESSIVE STRENGTH (MPa): 32 @ 28 DAYS
 CSA EXPOSURE CLASS: C-2
- PROVIDE CLEAR 50mm CONCRETE COVER OVER REBAR AS FOLLOWS:
- CONCRETE CONSTRUCTION TOLERANCES:
 CROSS SECTIONAL DIMENSIONS
 300mm OR LESS ± 8 mm
 300mm TO 1000mm ± 12 mm
 1000mm OR GREATER ± 20 mm
- PROVIDE 20mm CHAMFER ON ALL EXPOSED CONCRETE CORNERS.
- VERIFY SIZE AND LOCATION OF ALL OPENINGS, CURBS AND EQUIPMENT PADS WITH PROCESS, MECHANICAL AND ELECTRICAL DRAWINGS AND PROCESS, MECHANICAL AND ELECTRICAL CONTRACTORS. MAJOR OPENINGS NOT SHOWN TO BE VERIFIED WITH CONTRACT ADMINISTRATOR.

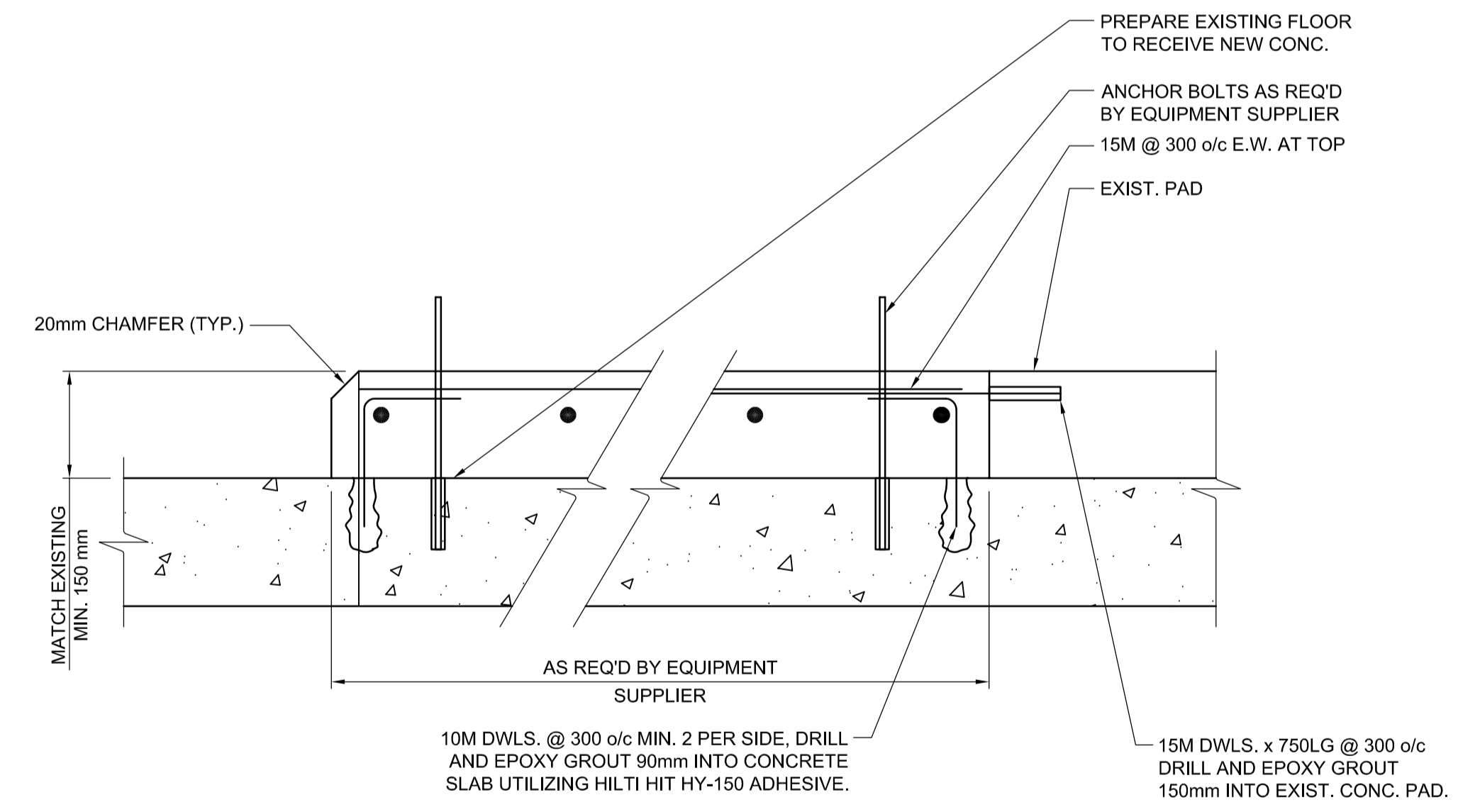
REINFORCING STEEL NOTES

- DEFORMED BARS CONFORMING TO CAN/CSA G30.18, GRADE 400. LAP SPLICES AS PER CSA A23.3.
- REINFORCING WORK SHALL BE IN ACCORDANCE WITH CSA 23.1 AND CSA 23.3.
- UNLESS SPECIFIED OTHERWISE HEREIN, TOLERANCES FOR REINFORCING STEEL REQUIREMENTS:

A) CONCRETE COVER		
ALL SECTIONS		± 12 mm
COVER SHALL IN NO CASE BE REDUCED BY MORE THAN 1/3 OF SPECIFIED COVER		
B) LOCATION		
SECTIONS < 200		± 8 mm
SECTIONS 200 TO 600		± 12 mm
ALL OTHERS		± 20 mm
C) LOCATION OF BAR ENDS		± 50 mm



NEW SUB BASEMENT FLOOR PLAN
 SCALE: 1:100mm



A EQUIPMENT HOUSEKEEPING PAD
 S-001 SCALE: N.T.S.

NOTES:

- FOR ALL HOUSEKEEPING PADS, SEE MECH'L DWG FOR EXACT SIZES AND LOCATIONS.
- EPOXY PAINT FINISH FOR ALL NEW HOUSEKEEPING PADS AND EXISTING CHILLER HOUSEKEEPING PAD.
- MAKE GOOD ALL REPAIRS TO MATCH EXISTING WALL FIRE RATING IS REQUIRED.

AECOM

This drawing has been prepared for the use of AECOM's client and may not be used, reproduced or relied upon by third parties, except as agreed by AECOM and its client, as required by law or for use by governmental reviewing agencies. AECOM accepts no responsibility, and denies any liability whatsoever, to any party that modifies this drawing without AECOM's express written consent. Do not scale this document. All measurements must be obtained from stated dimensions.

No.	REVISION/DESCRIPTION	BY	DATE
1	ISSUED FOR ADDENDUM 1	GT	2011.11.18
0	ISSUED FOR TENDER	GLG	2011.11.03

DRAWN	GS	CHECKED	GGP	DESIGNED	GGP	APPROVED	PVL
DATE	2011.09.02	USER	APPROVAL				

THE CITY OF WINNIPEG
 PLANNING, PROPERTY AND
 DEVELOPMENT DEPARTMENT
 MUNICIPAL ACCOMMODATIONS DIVISION
 3-65 GARRY STREET, R3C 4K4

PROJECT
ADMINISTRATION & COUNCIL BUILDING
 REPLACEMENT OF COOLING PLANT - 510 MAIN STREET
 BID OPPORTUNITY NO. 673-2011
 510 MAIN STREET, WINNIPEG, MANITOBA

SHEET TITLE

STRUCTURAL
 SUB BASEMENT FLOOR PLAN
 EQUIPMENT PAD

SCALE	PROJECT No.	SHEET No.
NTS	60220937	S-001

APEGN
 Certificate of Authorization
 AECOM Canada Ltd.
 No. 4671 Date: _____

DRN	CHK	DES	ENG	IDR

AECOM REVIEW