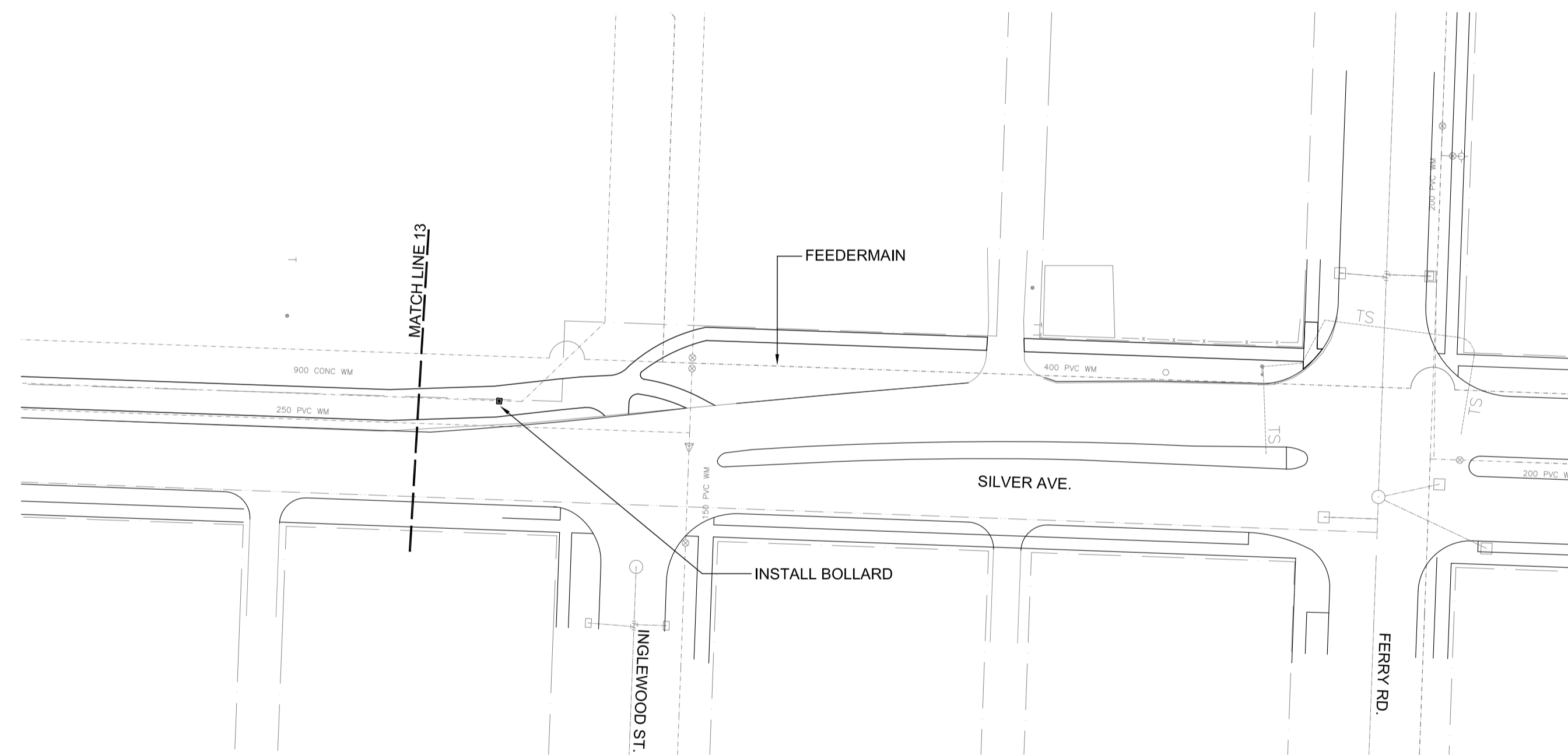
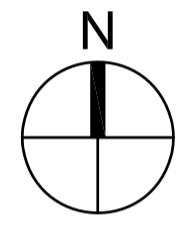
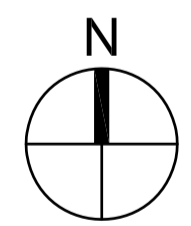


**1**  
**L111**  
 1:500 @ 24 X 36  
 1:1000 @ 11 X 17



**2**  
**L111**  
 1:500 @ 24 X 36  
 1:1000 @ 11 X 17



NOTES: 1) PLACEMENT OF BOLLARDS, TREES AND BENCH NODES TO BE APPROVED BY CONTRACT ADMINISTRATOR PRIOR TO COMMENCING WORK  
 2) LOCATION OF UNDERGROUND STRUCTURES AS SHOWN ARE BASED ON THE BEST INFORMATION AVAILABLE BUT NO GUARANTEE IS GIVEN THAT ALL EXISTING UTILITIES ARE SHOWN OR THAT THE GIVEN LOCATIONS ARE EXACT. CONFIRMATION OF EXISTENCE AND EXACT LOCATION OF ALL SERVICES MUST BE OBTAINED FROM THE INDIVIDUAL UTILITIES BEFORE PROCEEDING WITH CONSTRUCTION.

REV	YY / MM / DD	DESCRIPTION	BY
02	06/05/2011	ISSUED FOR TENDER	

A. SECTION LETTER OR DETAIL NUMBER, B. DRAWING WHERE SECTION OR DETAIL IS DRAWN.  
 OR  
 DRAWING WHERE SECTION OR DETAIL IS INDICATED.  
 --- SECTION OR DETAIL SHOWN ON SAME DRAWING.



CLIENT  
 THE CITY OF WINNIPEG  
 PUBLIC WORKS DEPARTMENT  
 TRANSPORTATION ENGINEERING DIVISION



**SCATLIFF + MILLER + MURRAY Inc.**  
 TEL 204 927-3444  
 FAX 204 927-3443  
 8 - 136 MARKET AVENUE  
 WINNIPEG, MB, CANADA

PROJECT 2010 ACTIVE TRANSPORTATION INFRASTRUCTURE STIMULUS PROGRAM  
 TITLE SILVER AVE. MATCH LINE 12 TO FERRY RD.

DESIGN	DRAWN	DATE - Y / M / D	SCALE
BS/MB	MB	2011/05/05	AS NOTED
CHECKED	APPROVED	PROJECT NO.	DRAWING NO.
BS	BS	9061	L111