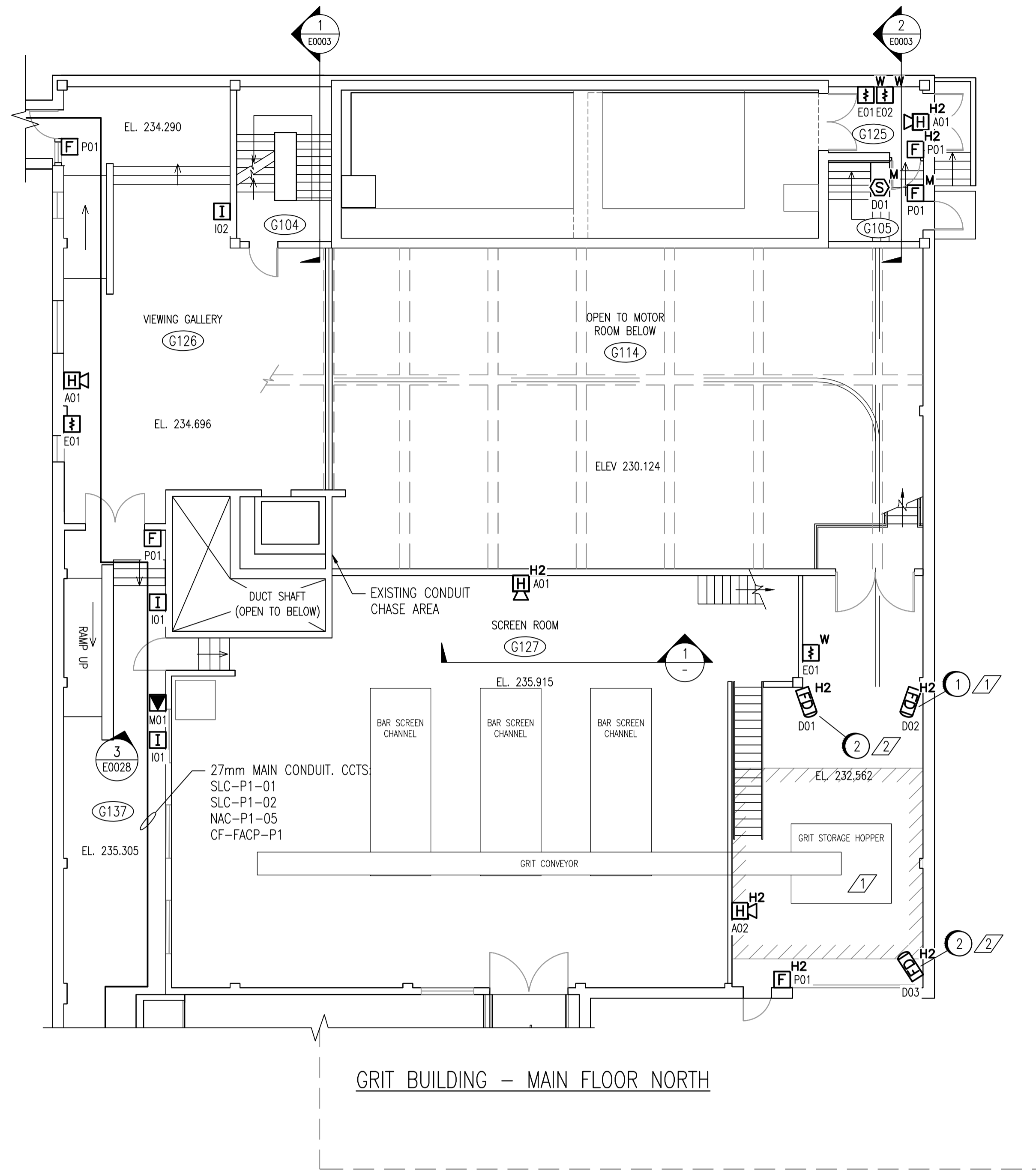


CONSTRUCTION NOTES	
1	MOUNT FLAME DETECTOR FAS-G127-D02 SO AS TO PROVIDE AN UNOBSTRUCTED VIEW OF THE UPPER GRIT STORAGE HOPPER AND SURROUNDING AREA.
2	MOUNT FLAME DETECTORS FAS-G127-D01 AND FAS-G127-D03 SO AS TO PROVIDE AN UNOBSTRUCTED VIEW OF THE TRUCK BAY AREA.

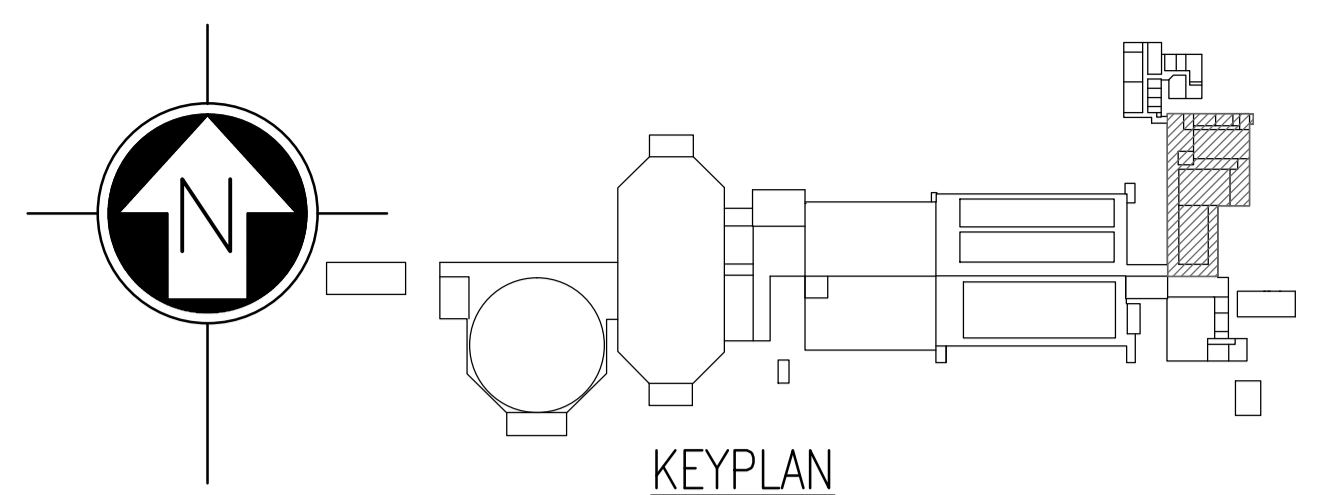
ROOM DETAILS			
ROOM ID	HEIGHT	CEILING TYPE	REF DWG
G104	26.11m	STAIRWELL	SEP-825
G105	22.22m	STAIRWELL; CONCRETE	SEP-825
G114	8.23m	BEAMS 584mm DEEP, AS SHOWN	SEP-813
G122	10.06m	SEE DETAIL 1	SEP-022
G127	6.71m	SEE DETAIL 1	SEP-022
G138	3.66m	BEAMS > 450mm DEEP	SEP-023

DESIGN INTENT NOTES	
1	FLAME DETECTOR FAS-G127-D02 IS INTENDED TO PROVIDE EARLY DETECTION OF A FIRE IN THE GRIT STORAGE HOPPER.
2	FLAME DETECTORS FAS-G127-D01 AND FAS-G127-D03 ARE INTENDED TO PROVIDE EARLY DETECTION OF A FIRE IN THE GARBAGE DUMPSTER AND TRUCK BAY AREA.

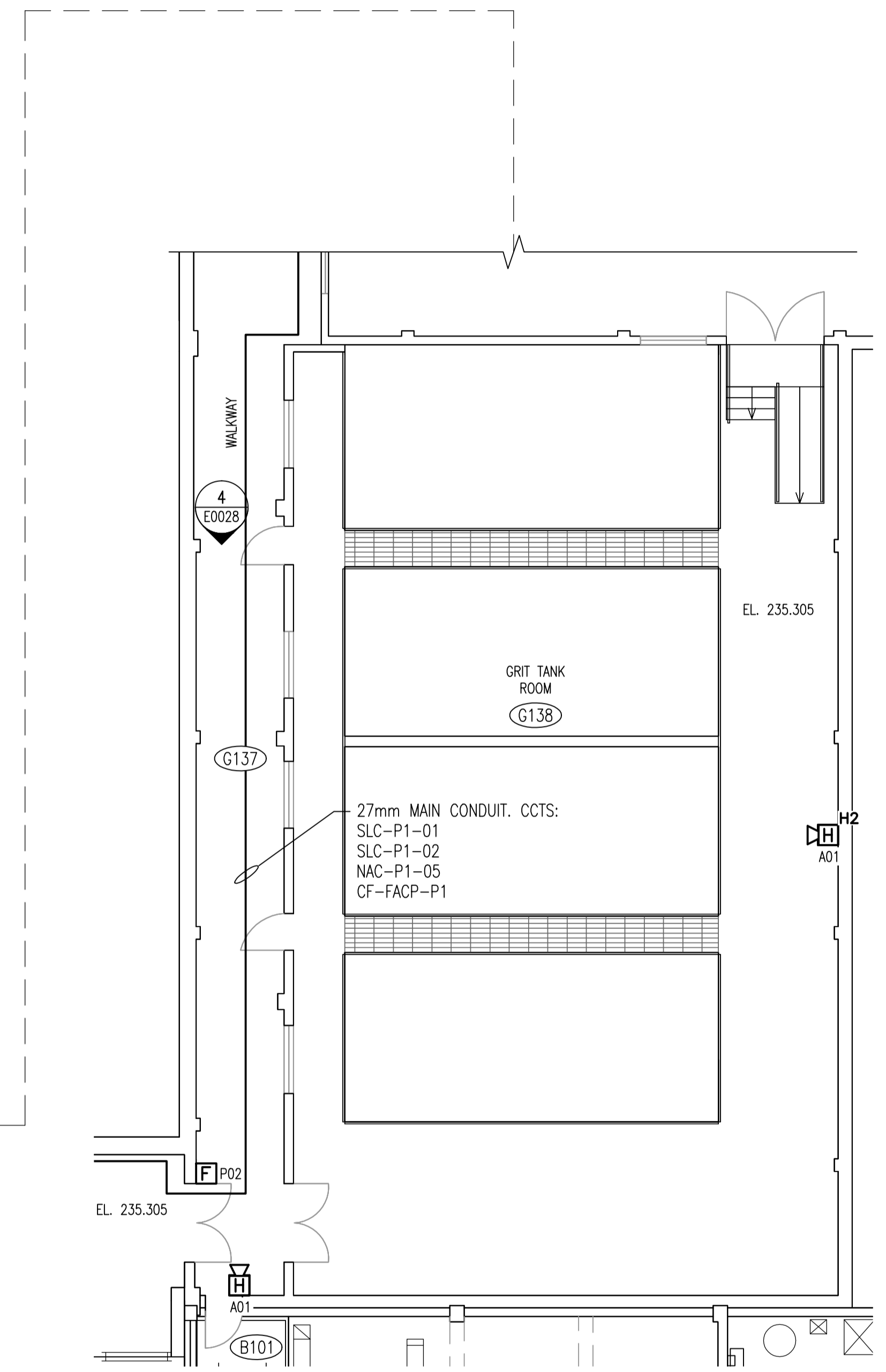
CONTINUED ON 1-0102M-E0003



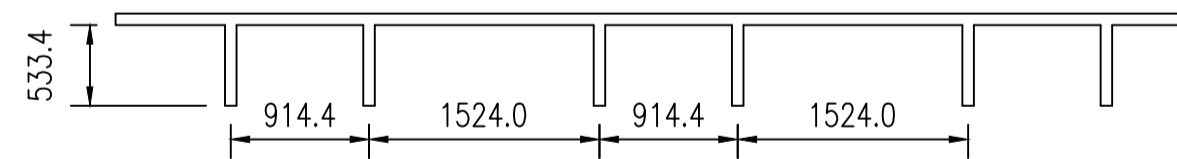
GRIT BUILDING - MAIN FLOOR NORTH



KEYPLAN

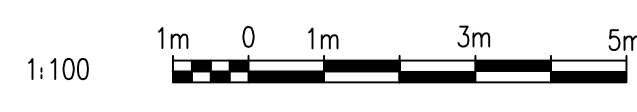


GRIT BUILDING - MAIN FLOOR SOUTH



1 CEILING BEAM SECTION  
SCALE 1:50

NOTES:  
1. DEVICE TAGS ARE SHOWN IN SHORTHAND NOTATION. FULL DEVICE TAG FORMAT IS FAS-Gxxx-yyy, WHERE xxx IS THE ROOM NUMBER, AND yyy IS THE DEVICE IDENTIFIER.



1-0102G-E0015	ELECTRICAL CLASSIFICATION PLAN
1-0102G-E0014	ELECTRICAL CLASSIFICATION PLAN
1-0102A-E0001	FIRE ALARM LEGEND AND DETAILS
DRAWING NUMBER	REFERENCE DRAWINGS

NO.	REVISIONS	DATE	DESIGN	CHECK
00	ISSUED FOR TENDER, BID OPP. 209-2011	2011/03/11	EFB	CJR

DESIGNED BY: E. BOHNCKE	CHECKED BY: C. REIMER
DRAWN BY: E. BOHNCKE	APPROVED BY: C. REIMER
SCALE: 1:100	RELEASED FOR CONSTRUCTION BY: N. HARRINGTON
DATE: 2009/03/20	DATE: 2011/03/11
CONSULTANT NO.: 112577-0101-47DD-0022	

ENGINEER'S SEAL  
ORIGINAL DRAWING  
SEALED BY:  
C. J. REIMER  
SNC-Lavalin  
MEMBER #21968  
2011/03/25  
REV. 00

SOUTH END WATER POLLUTION CONTROL CENTRE FIRE ALARM UPGRADE PLAN LAYOUT FIRE ALARM - GRIT BUILDING MAIN LEVEL	
CITY DRAWING NUMBER 1-0102G-E0002	SHEET REV. SIZE 001 00 A1