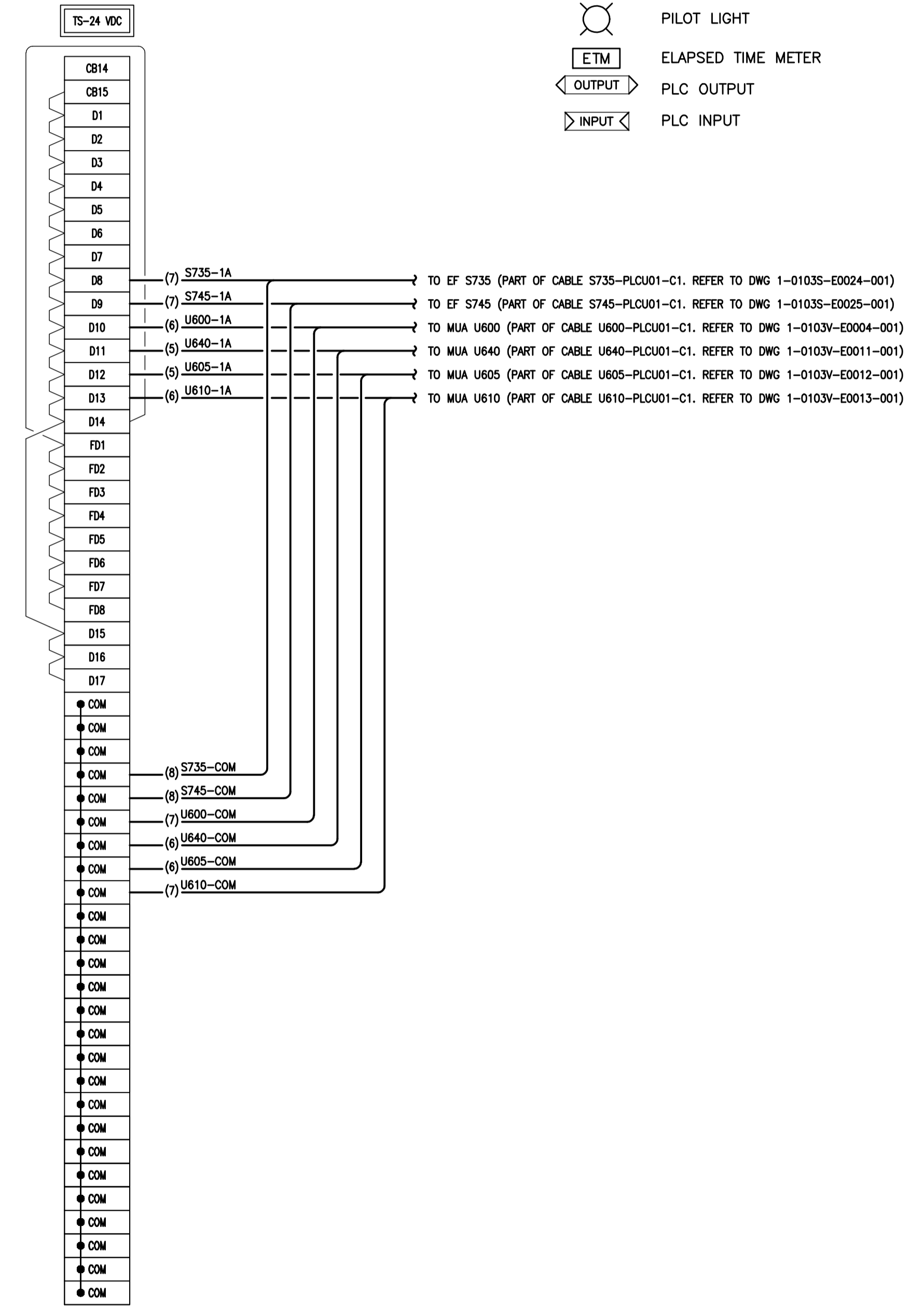
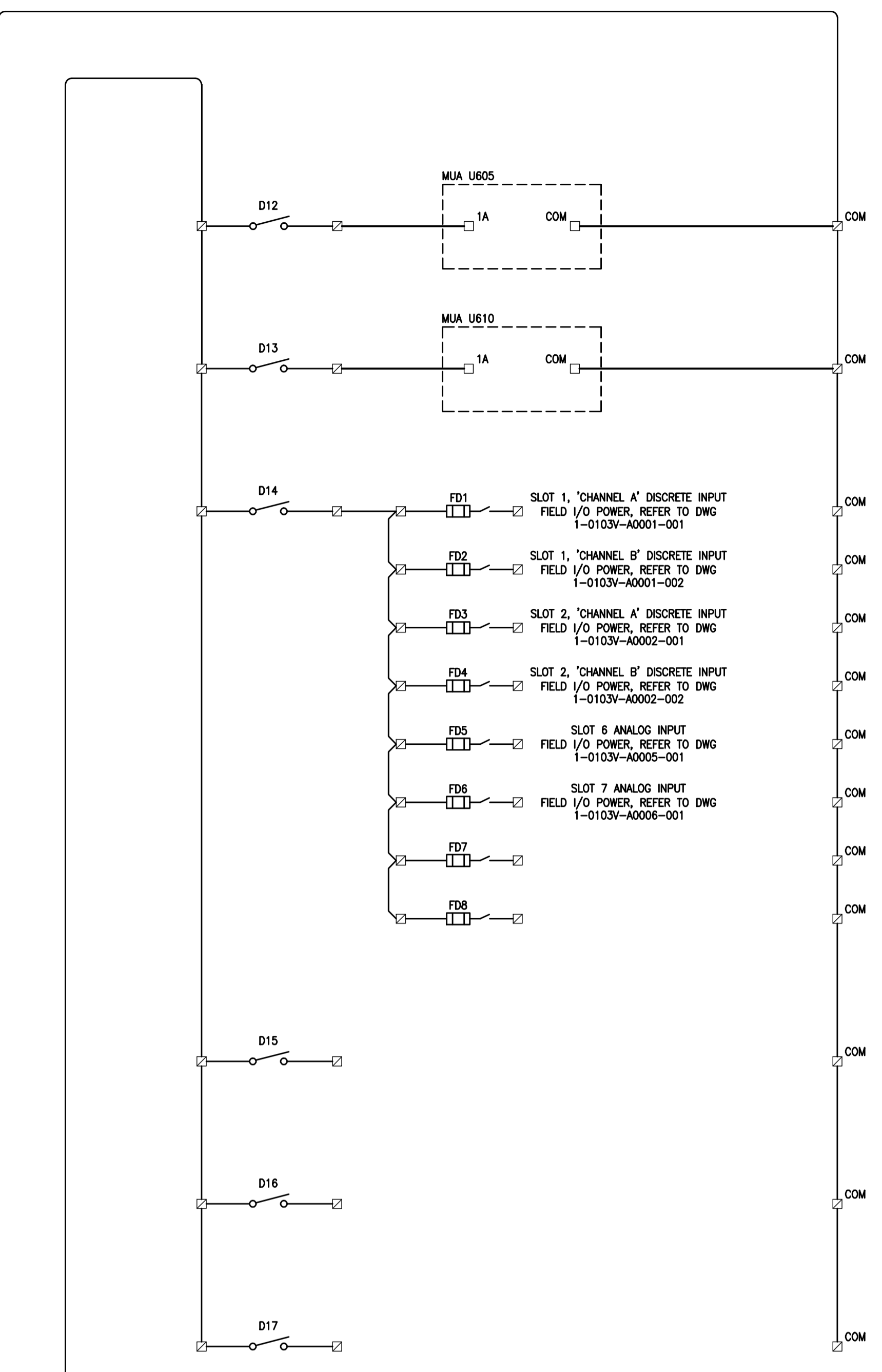
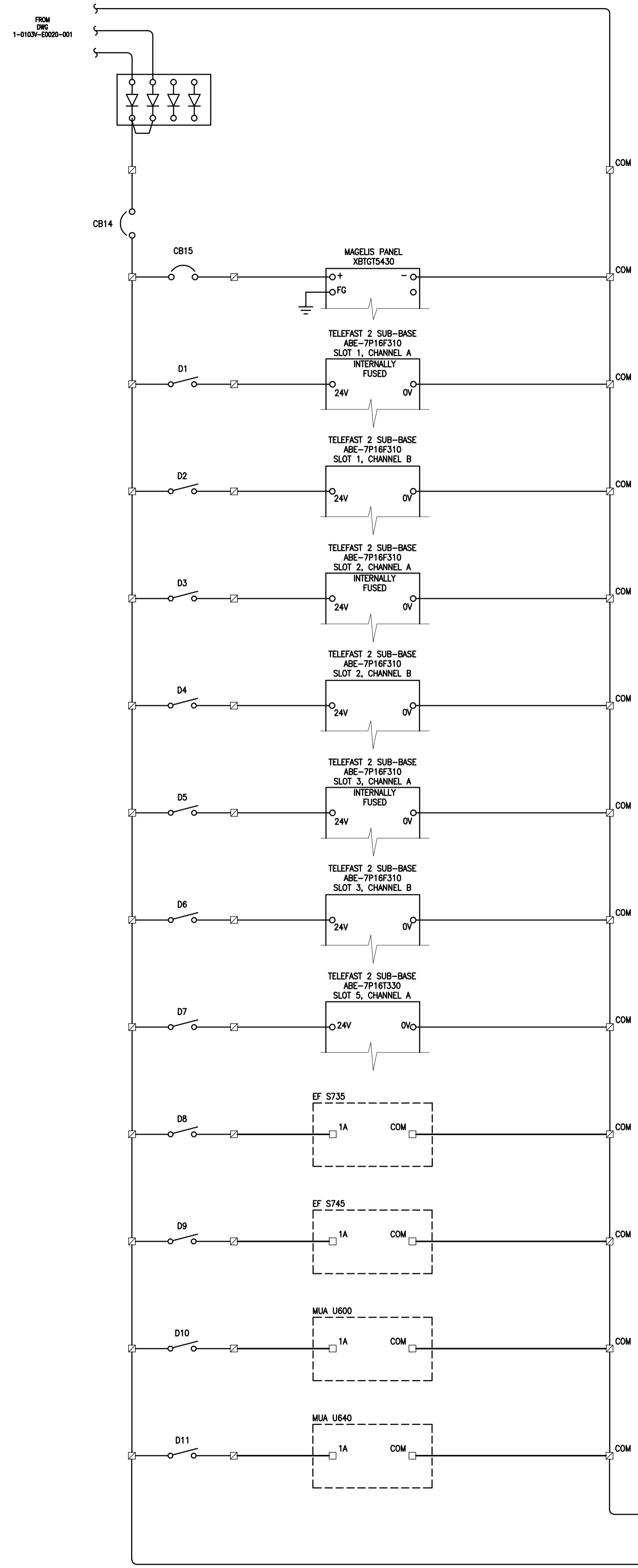


CW-9-M564-1
 File Name: P:\Projects\2009\09-0754-08\Dwg\Elec\1-0103V-E0020-002.dwg - Tab: 1-0103V-E0020-002.dwg - Tab: 1-0103V-E0020-002.dwg - Tab: 1-0103V-E0020-002.dwg - Tab: 1-0103V-E0020-002.dwg - Tab: 1-0103V-E0020-002.dwg
 Plotted By: GNelson 12/22/2010 [Wed 9:58am]



- NOTES:**
1. DOOR MOUNTED LIMIT SWITCH TO ACTIVATE LIGHT WHEN PANEL DOOR IS OPENED.
 2. POWER SUPPLY SELECTION SWITCH SHALL BE MOUNTED TO THE INTERIOR OF THE PLC PANEL.
 3. CIRCUIT BREAKERS SHALL BE WEIDMULLER CB4200 SERIES CIRCUIT BREAKERS OR APPROVED EQUAL, IN ACCORDANCE WITH B6.

- LEGEND**
- DEVICE TERMINALS
 - ▣ PLC TERMINALS
 - FIELD WIRING
 - PANEL WIRING
 - () CONDUCTOR IDENTIFICATION
 - WIRE CONNECTION
 - PILOT LIGHT
 - ETM ELAPSED TIME METER
 - ◁ OUTPUT ▷ PLC OUTPUT
 - ▷ INPUT ◁ PLC INPUT

APEGN
 Certificate of Authorization
 KGS Group
 No. 245 Date: 2010/12/21

KGS GROUP
 CONSULTING ENGINEERS

B.M. ELEV.	FIELD BOOK #:
POSTED TO LBIS	
DESIGNED BY	REW/DDW
CHECKED BY	REW
DRAWN BY	MMP
APPROVED BY	REW
HDR. SCALE	N.T.S.
VERTICAL	N.T.S.
RELEASED FOR CONSTRUCTION	
00 ISSUED FOR TENDER	2010-12-21 REW
NO. REVISIONS	DATE BY
	2010 07 02

ALLIANCE
 Engineering Services Inc.

ENGINEER'S SEAL
 R.E. WILLMS
 Member 3833

TENDER No. UE6.14
 FILENAME:1-0103V-E0020-002.dwg
 PLOT DATE: 2010/12/22

THE CITY OF WINNIPEG
 WATER AND WASTE DEPARTMENT

2010 HVAC REPLACEMENT AND ASSOCIATED WORKS
WEWPC
 AREA U - UTILITY BUILDING
 PLC PANEL POWER SCHEMATIC

SHEET 2 OF 2
 CITY DRAWING NUMBER
 1-0103V-E0020-002