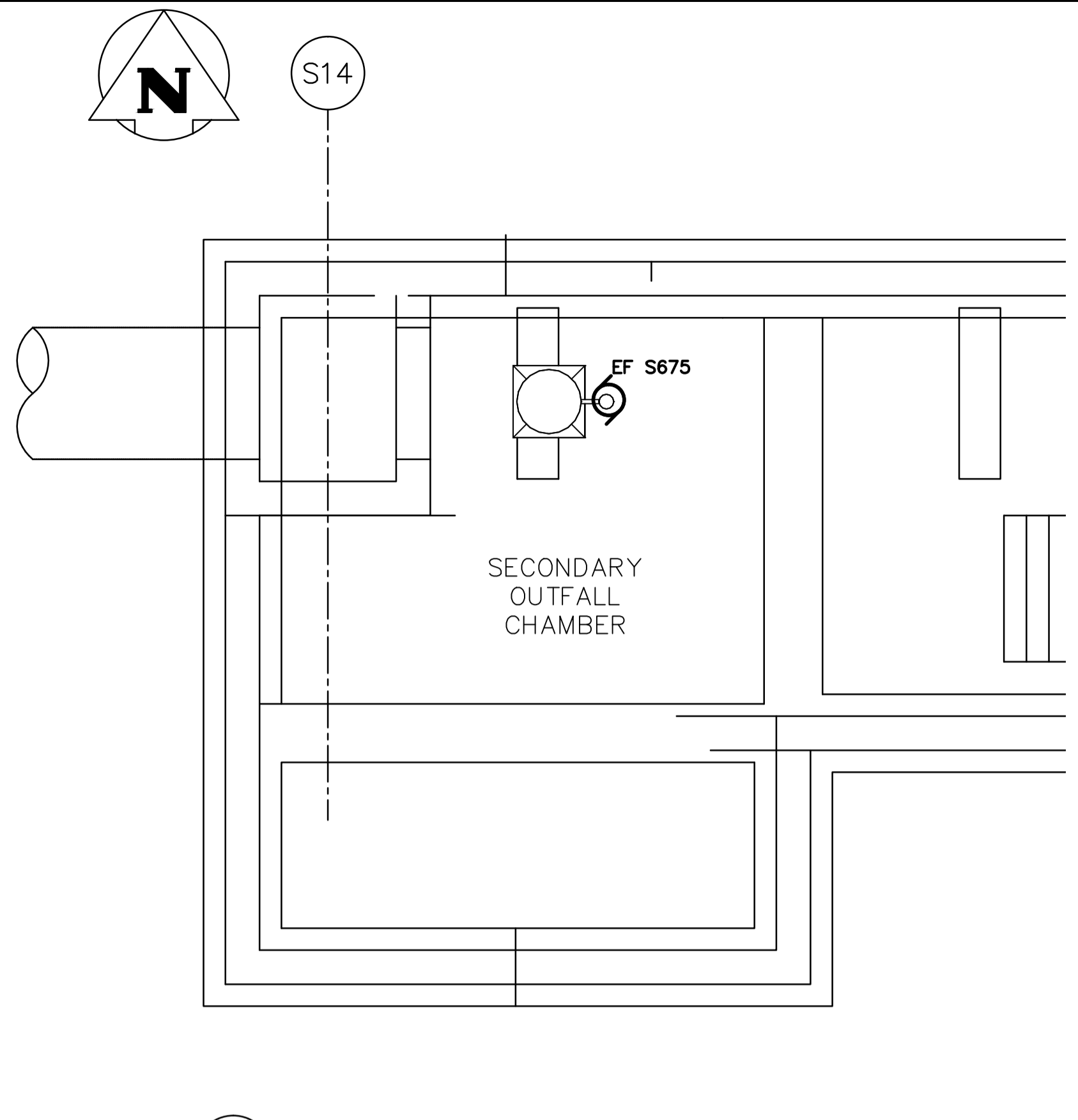
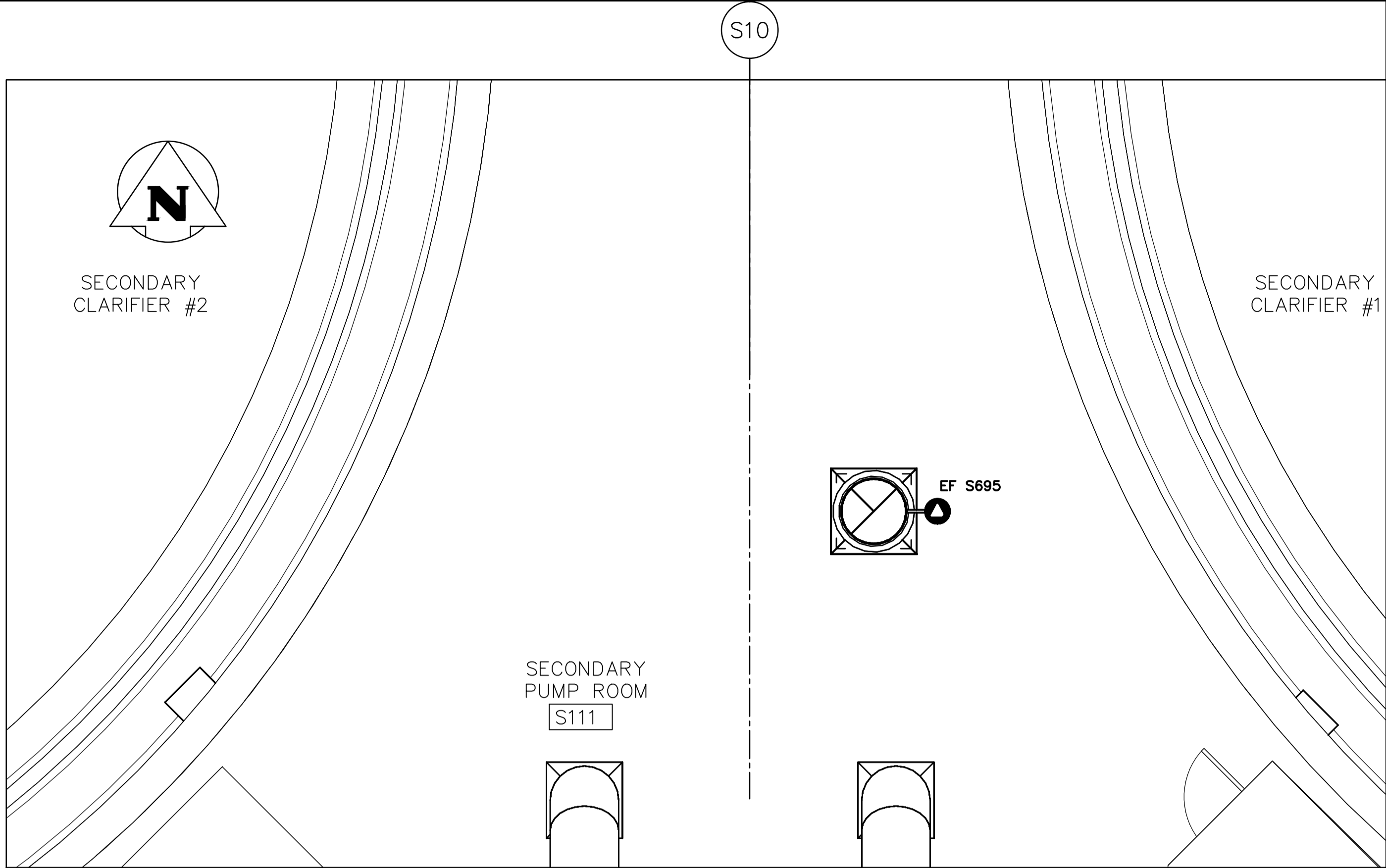


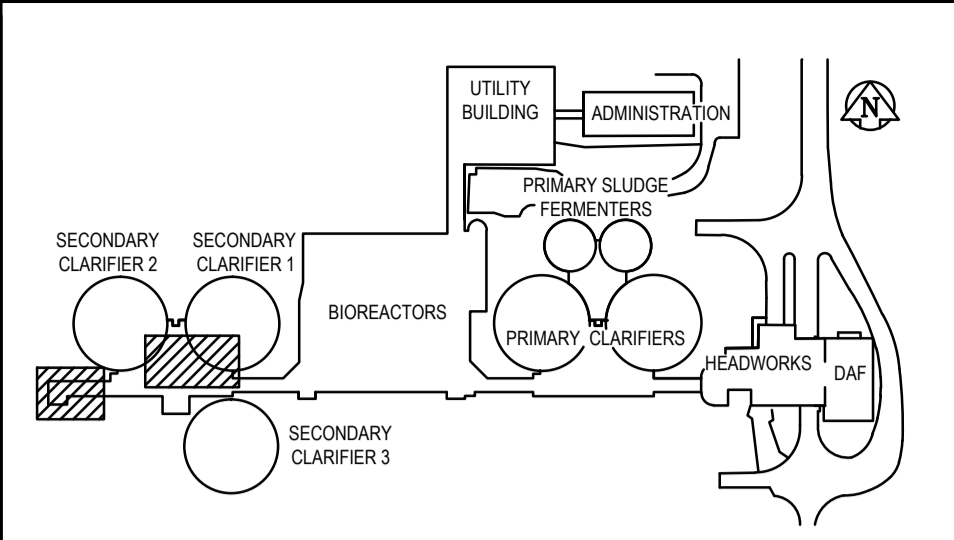
File Name: P:\Projects\2009\09-0754-08\DWG\Elec\20101026 DWG from Alliance\1-0103V-E0001-001.dwg - Tab: 1-0103V-E0001-001.dwg - Plotted By: GNelson 12/16/2010 [Thu 3:08pm]



1
 -
 AREA U - S675 - PART PLAN
 SCALE 1:50



2
 -
 AREA U - S695 - PART PLAN
 SCALE 1:50



KEY PLAN

NOTES:
 1. NOT ALL EXISTING ELECTRICAL WIRING AND EQUIPMENT WHICH REQUIRES RELOCATION IS SHOWN IN DETAIL. THE CONTRACTOR SHALL REVIEW ALL TENDER DRAWINGS TO DETERMINE GLOBAL SCOPE OF RELOCATION.

APEGN
 Certificate of Authorization
 KGS Group
 No. 245 Date: 2010/12/21

KGS GROUP
 CONSULTING ENGINEERS

B.M. ELEV.	FIELD BOOK #:
POSTED TO LBIS	
DESIGNED BY	AP
DRAWN BY	GCN
HOR. SCALE	-
VERTICAL	-
00 ISSUED FOR TENDER	2010-12-21 REW
REVISIONS	DATE BY

ALLIANCE
 Engineering Services Inc.

DESIGNED BY	AP	CHECKED BY	DDW
DRAWN BY	GCN	APPROVED BY	REW
HOR. SCALE	-	RELEASED FOR CONSTRUCTION	
VERTICAL	-	DATE	2010 11 15

ENGINEER'S SEAL

 TENDER No. UE2.1
 FILENAME: 1-0103V-E0001-001.dwg
 PLOT DATE: 2010/12/16

THE CITY OF WINNIPEG
 WATER AND WASTE DEPARTMENT
 2010 HVAC REPLACEMENT AND ASSOCIATED WORKS
WEWPCC
 AREA U - TUNNEL VENTILATION S675 & S695 NEW CONDITIONS - PLAN - ELECTRICAL
 SHEET 1 OF 1
 CITY DRAWING NUMBER
 1-0103V-E0001-001