

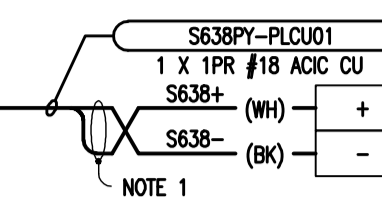
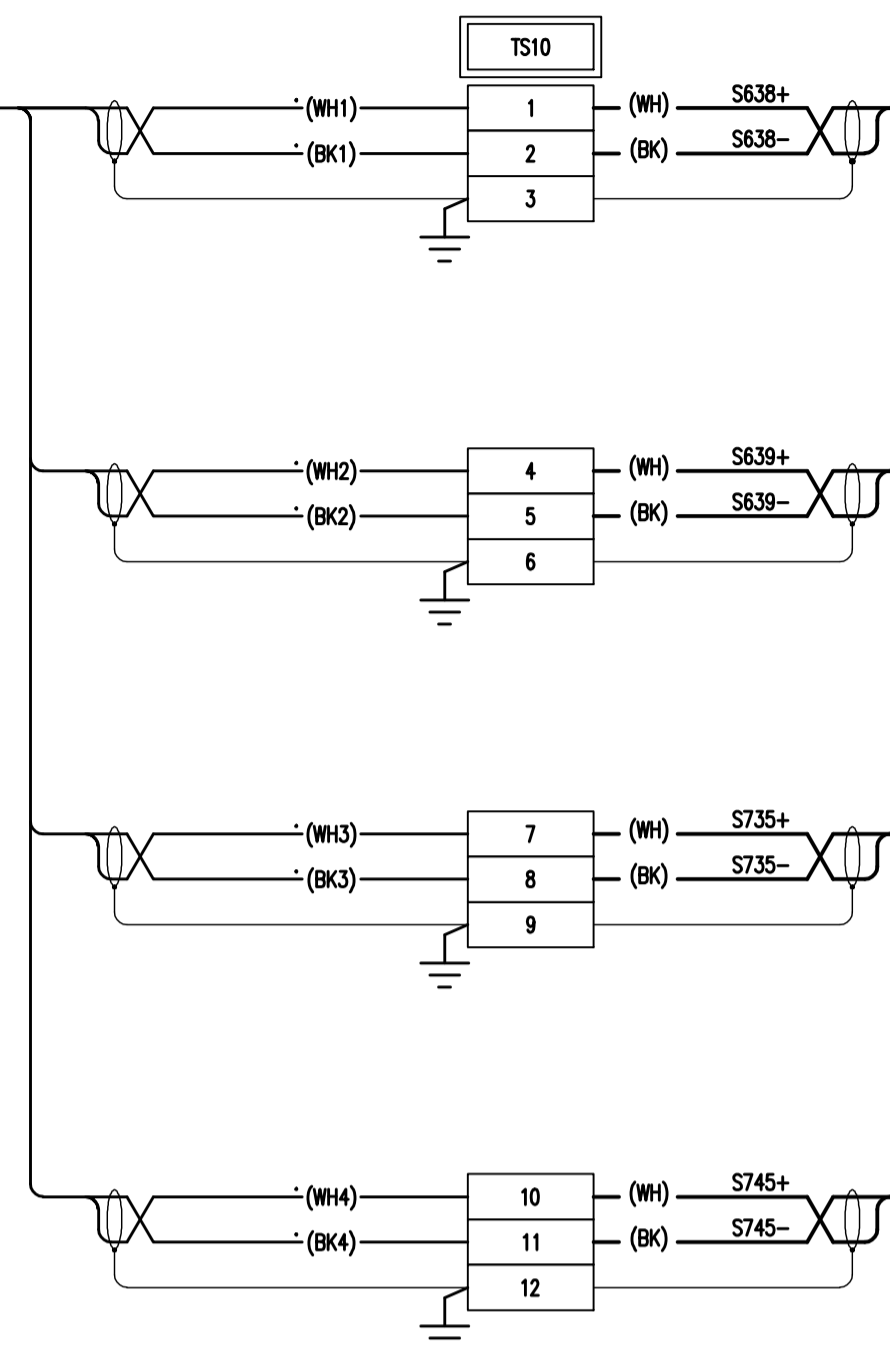
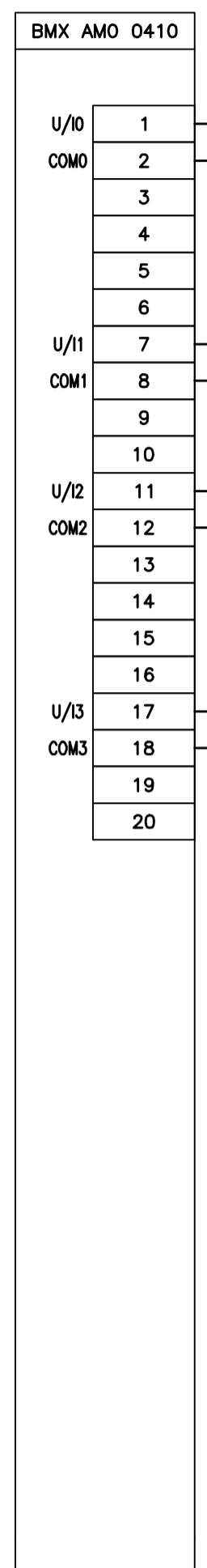
I/O MODULE, TELEFAST SUBBASE & TERMINALS

FIELD ENCLOSURE

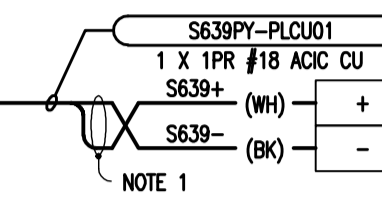
FIELD DEVICE

NOTES:

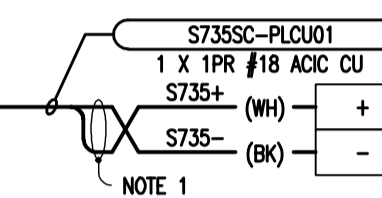
1. TAPE BACK AND ISOLATE SHIELD AT THIS END ONLY.



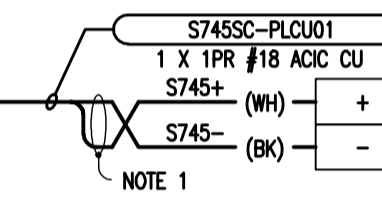
S638-PY
AERATION BASIN NO.1
DAMPER CONTROL



S639-PY
AERATION BASIN NO.2
DAMPER CONTROL




S735-SC
EXHAUST FAN S735
SPEED CONTROL



S745-SC
EXHAUST FAN S745
SPEED CONTROL

LEGEND

— FIELD WIRING
— PANEL WIRING



B.M. ELEV.	N/A	FIELD BOOK #	
POSTED TO LBIS			
DESIGNED BY	REW/DDW	BY	REW
DRAWN BY	GCN	APPROVED BY	REW
HDR. SCALE	N.T.S.	RELEASED FOR CONSTRUCTION	
VERTICAL	N.T.S.		
NO.	ISSUED FOR TENDER	DATE	2010-12-21
REVISIONS		BY	REW
		DATE	2010-11-02

ALLIANCE
Engineering Services Inc.

ENGINEER'S SEAL
R.E. WILLMS
Member 3833
PROVINCE OF MANITOBA
REGISTERED PROFESSIONAL ENGINEER

TENDER No. UI6.11
FILENAME 1-0103V-A0007-001-Rev 00.dwg
PLDT DATE: 2010/12/16

THE CITY OF WINNIPEG
WATER AND WASTE DEPARTMENT

2010 HVAC REPLACEMENT AND ASSOCIATED WORKS
WEWPCC
AREA U - UTILITY BUILDING
SLOT 10 ANALOG OUTPUT LOOP DRAWING

SHEET 1 OF 1
CITY DRAWING NUMBER
1-0103V-A0007-001