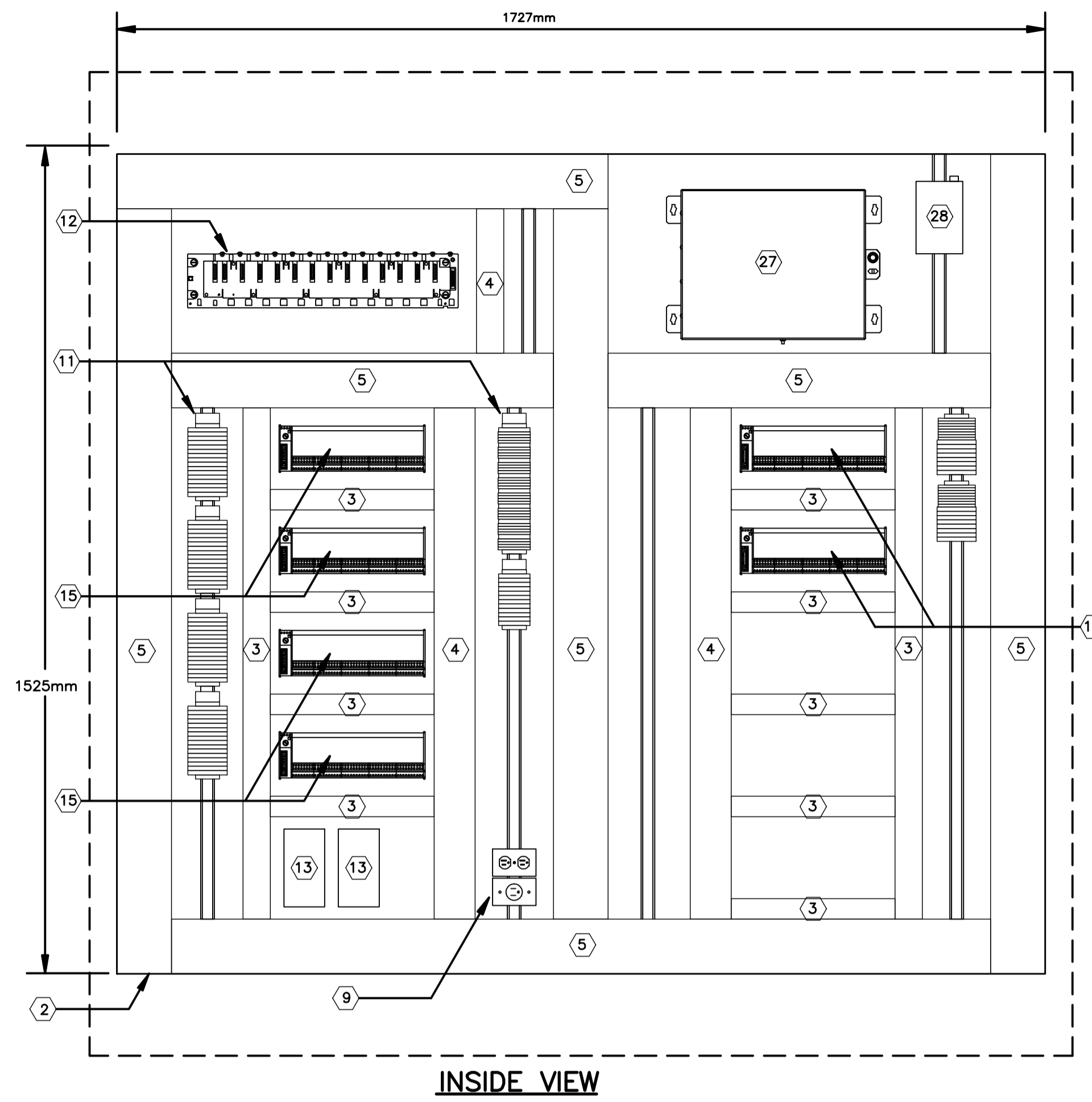
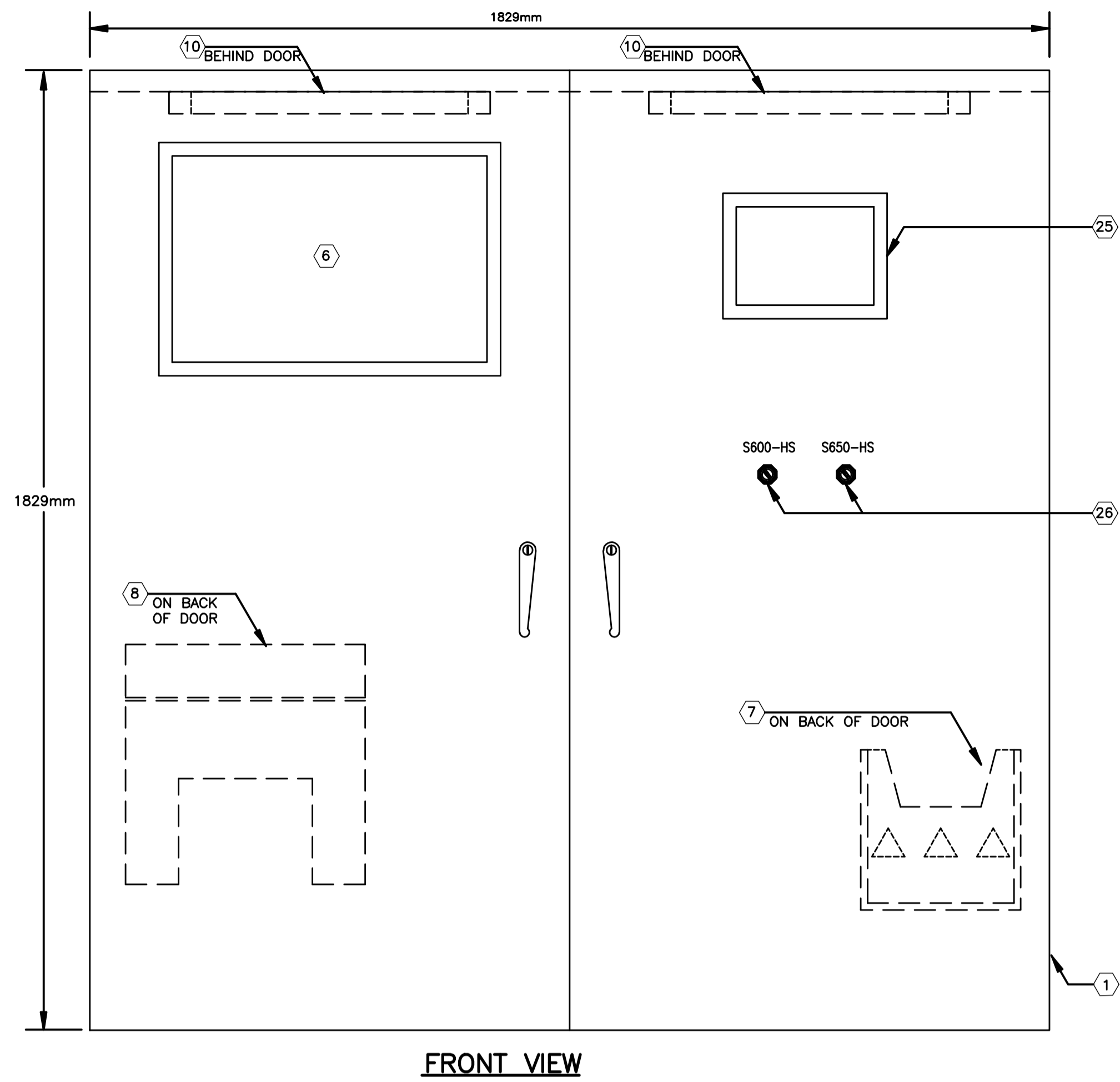


File Name: P:\Projects\2009\09-0754-08_DocControl\ToBeIssued\DWG\ELECTRICAL\1-0103S-E0022-001-Rev 00.dwg - Tab: 1-0103S-E0022-001 Plotted By: GNeilson 12/16/2010 [Thu 4:44pm] CW-9-M564-1

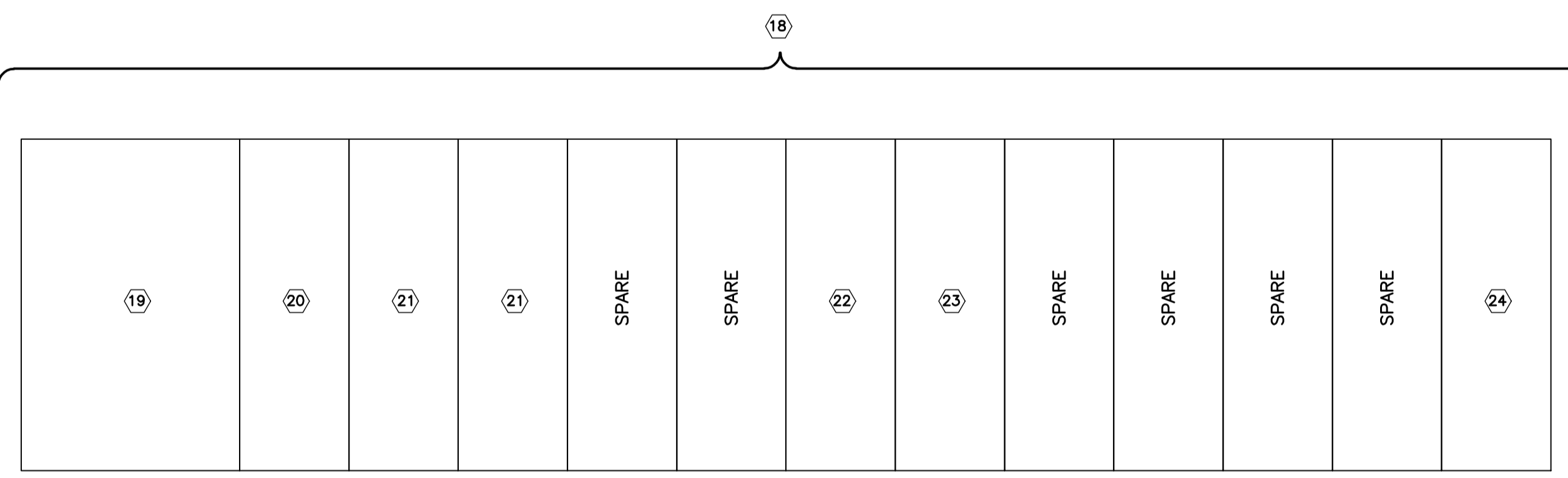


- NOTES:**
1. ALL LAMACOID TO BE WHITE WITH BLACK LETTERING.
 2. FIBER PATCH PANEL SHALL BE COMPLETE WITH SPLICE TRAY HOLDER KIT (PART NO. ICH-SPLC-2) AND TWO 6 DUPLEX LC ADAPTER PANELS (PART NO. CN-CCH-CP12-A8).
 3. ETHERNET SWITCH SHALL BE COMPLETE WITH TWO 1G-PORT GIGABYTE ETHERNET SFP MODULES SUITABLE FOR 62.5/125 um MULTIMODE FIBER OPTIC CABLE (PART NO.SFP-SX).

1 CONTROL PANEL
SCALE: N.T.S

TAG	DESCRIPTION	MANUFACTURER	MODEL No.	COMMENTS
28	MANAGED ETHERNET SWITCH	MOXA	EDS-G509	NOTE 3
27	FIBER PATCH PANEL	CORNING	ICH-02P	NOTE 2
26	SELECTOR SWITCH	SQUARED	9001 SERIES	-
25	10.4" SVGA MAGELIS TERMINAL	SCHNEIDER	XBGT5430	-
24	4 POINT ANALOG OUTPUT	SCHNEIDER	BMX AMO 0410	-
23	8 POINT ANALOG INPUT	SCHNEIDER	BMX AMI 0810	-
22	32 POINT ANALOG OUTPUT	SCHNEIDER	BMX DDO 3202K	-
21	32 POINT DISCRETE INPUT	SCHNEIDER	BMX DDI 3202K	-
20	PLC PROCESSOR	SCHNEIDER	BMX P34 2020	-
19	PLC POWER SUPPLY	SCHNEIDER	BMX CPS	-
18	12 SLOT BACKPLANE	SCHNEIDER	BMX XBP 1200	-
17	.	.	.	-
16	RELAY TELEFAST BLOCK OUTPUT	SCHNEIDER	ABE-7P16T330	-
15	RELAY TELEFAST BLOCK INPUT	SCHNEIDER	ABE-7P16F310	-
14	UPS	LIEBERT	GXT3	1500VA, 1350W
13	24VDC SUPPLY	.	.	-
12	PLC RACK & MODULES	.	.	REFER TO DETAIL 3
11	TERMINAL BLOCKS	SEE SPEC	SEE SPEC	-
10	FLUORESCENT LIGHT WITH DOOR SWITCH	HOFFMAN	ALF16D24R	-
9	CONVENIENCE RECEPTACLE	HUBBEL	5262	-
8	FOLDING SHELF	HOFFMAN	AASHLF1818	-
7	LARGE DATA POCKET	HOFFMAN	ADP2	-
6	15"x23"W WINDOW KIT	HOFFMAN	APWK2315NF	-
5	4" DUCT	.	.	-
4	3" DUCT	.	.	-
3	2" DUCT	.	.	-
2	60"x68"W BACK PANEL FOR ENCLOSURE	HOFFMAN	A72P72F1	-
1	72"x72"Wx24"D NEMA 4X TWO-DOOR ENCLOSURE	HOFFMAN	.	-
TAG	DESCRIPTION	MANUFACTURER	MODEL No.	COMMENTS

2 DEVICE SCHEDULE
SCALE: N.T.S.



3 PLC RACK ARRANGEMENT
SCALE: N.T.S.

APEGN
Certificate of Authorization
KGS Group
No. 245 Date: 2010/12/21

KGS GROUP
CONSULTING ENGINEERS

NO.	REVISIONS	DATE	BY
00	ISSUED FOR TENDER	2010-12-21	REW

ALLIANCE
Engineering Services Inc.

DESIGNED BY: DDW
DRAWN BY: MMP
HDR. SCALE: N.T.S.
VERTICAL: N.T.S.

CHECKED BY: REW
APPROVED BY: REW
RELEASED FOR CONSTRUCTION: 2010 07 15

ENGINEER'S SEAL
PROVINCE OF MANITOBA
R.E. WILLMS
Member 3833
REGISTERED PROFESSIONAL ENGINEER

TENDER No. SE2.10
FILENAME: 1-0103S-E0022-001-Rev 00.dwg
PLDT DATE: 2010/12/16

THE CITY OF WINNIPEG
WATER AND WASTE DEPARTMENT

2010 HVAC REPLACEMENT AND ASSOCIATED WORKS
WEWPC

AREA S - SECONDARY CLARIFIERS 1 & 2
PLC PANEL ARRANGEMENT

SHEET 1 OF 1
CITY DRAWING NUMBER
1-0103S-E0022-001