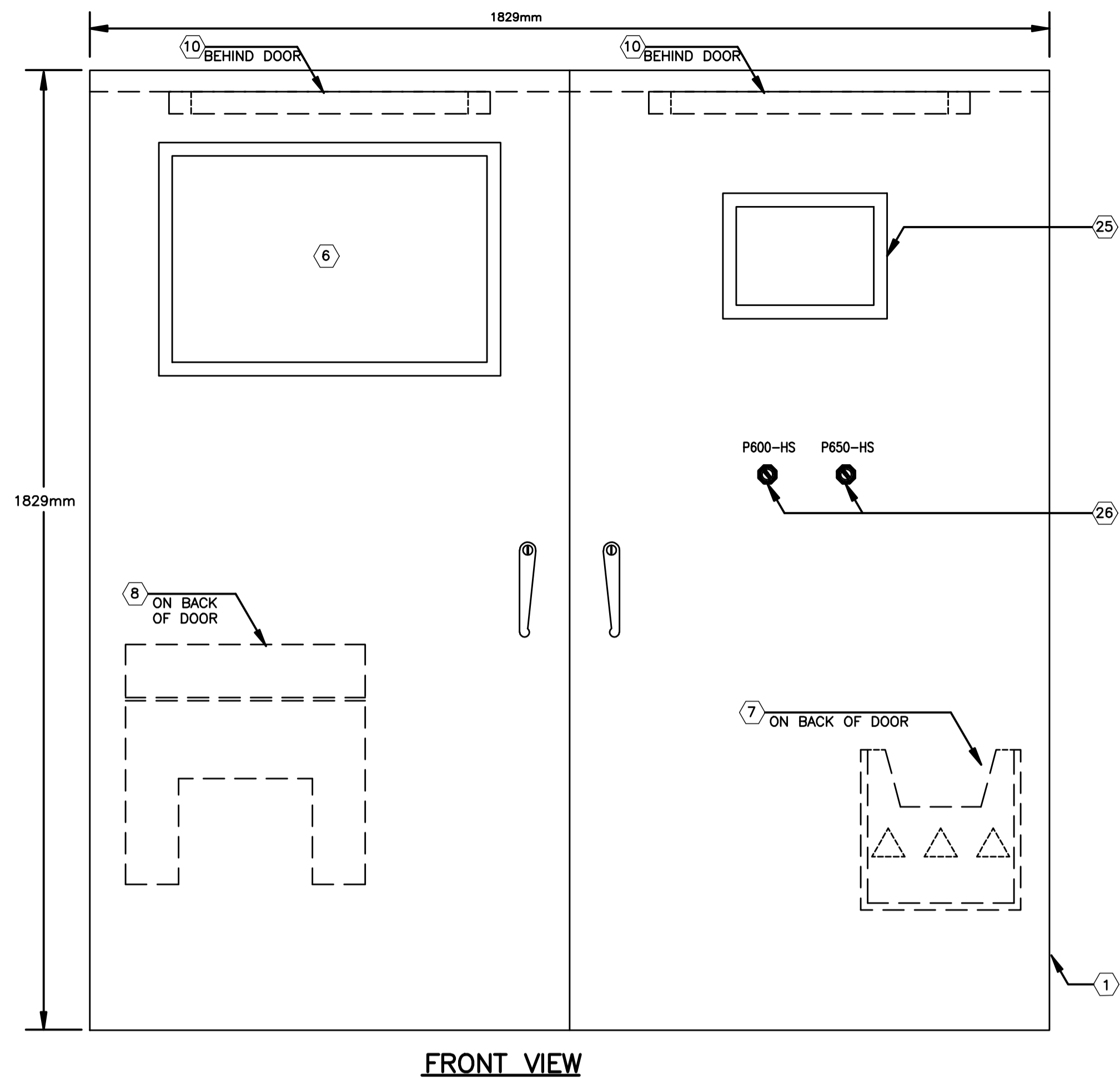
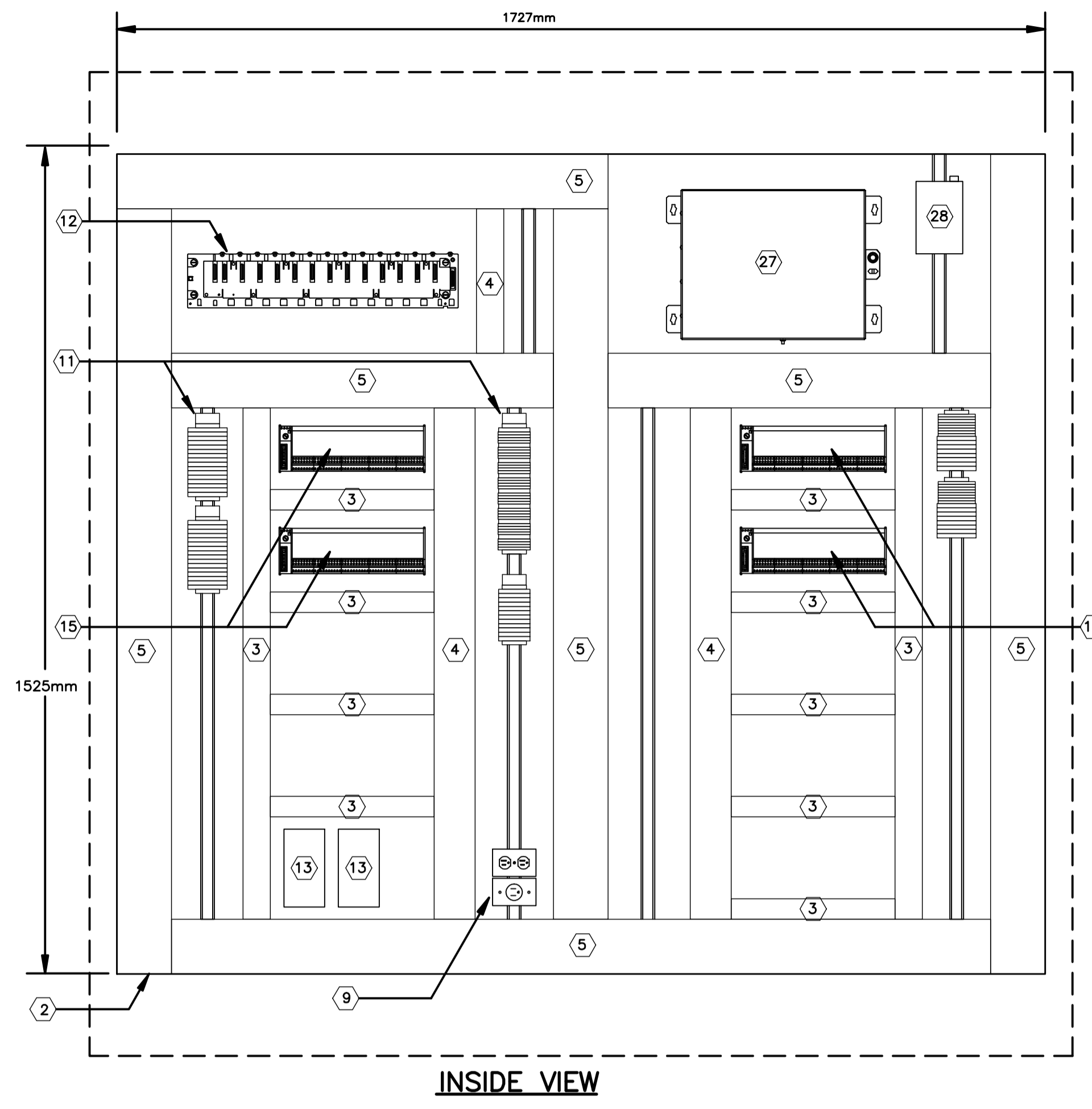


File Name: P:\Projects\2009\09-0754-08\_DocControl\ToBeIssued\DWG\ELECTRICAL\1-0103P-E0008-001-Rev 00.dwg - Tab: 1-0103P-E0008-001 Plotted By: G.Nelson 12/16/2010 [Thu 4:56pm] CW-9-M564-1



FRONT VIEW



INSIDE VIEW

NOTES:

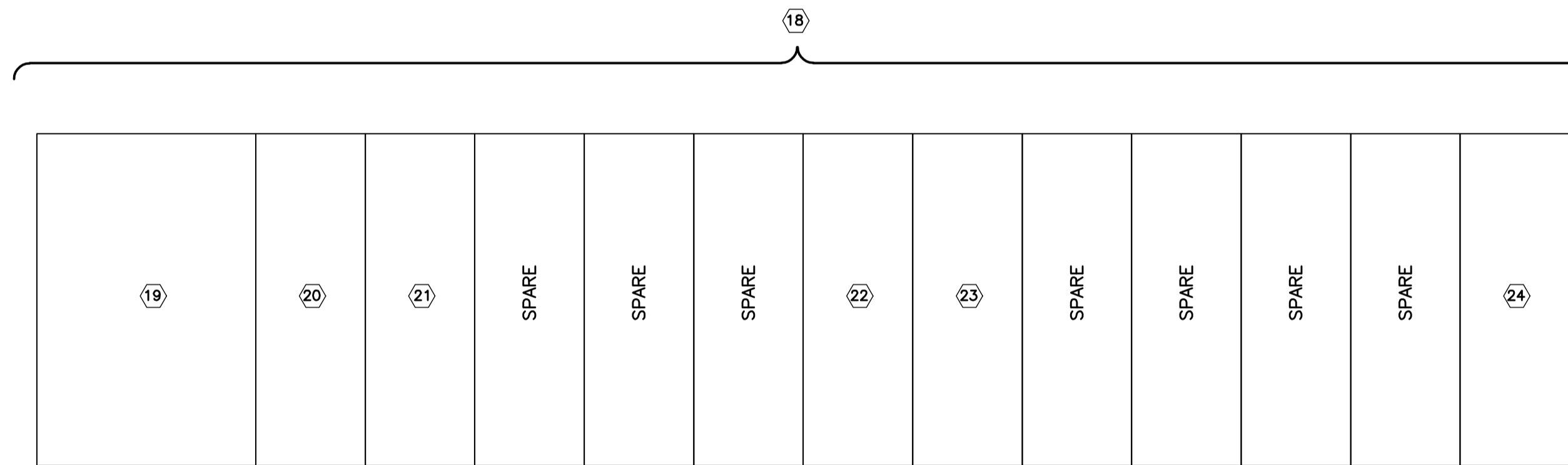
1. ALL LAMACOID TO BE WHITE WITH BLACK LETTERING.
2. FIBER PATCH PANEL SHALL BE COMPLETE WITH SPLICE TRAY HOLDER KIT (PART NO. ICH-SPLC-2) AND TWO 6 DUPLEX LC ADAPTER PANELS (PART NO. CN-CCH-CP12-A8).
3. ETHERNET SWITCH SHALL BE COMPLETE WITH TWO 1G-PORT GIGABYTE ETHERNET SFP MODULES SUITABLE FOR 62.5/125 um MULTIMODE FIBER OPTIC CABLE (PART NO.SFP-SX).

1 CONTROL PANEL  
SCALE: N.T.S


TAG	DESCRIPTION	MANUFACTURER	MODEL No.	COMMENTS
28	MANAGED ETHERNET SWITCH	MOXA	EDS-G509	NOTE 3
27	FIBER PATCH PANEL	CORNING	ICH-02P	NOTE 2
26	SELECTOR SWITCH	SQUARED	9001 SERIES	.
25	10.4" SVGA MAGELIS TERMINAL	SCHNEIDER	XBGT5430	.
24	4 POINT ANALOG OUTPUT	SCHNEIDER	BMX AMO 0410	.
23	8 POINT ANALOG INPUT	SCHNEIDER	BMX AMI 0810	.
22	32 POINT ANALOG OUTPUT	SCHNEIDER	BMX DDO 3202K	.
21	32 POINT DISCRETE INPUT	SCHNEIDER	BMX DDI 3202K	.
20	PLC PROCESSOR	SCHNEIDER	BMX P34 2020	.
19	PLC POWER SUPPLY	SCHNEIDER	BMX CPS	.
18	12 SLOT BACKPLANE	SCHNEIDER	BMX XBP 1200	.
17	.	.	.	.
16	RELAY TELEFAST BLOCK OUTPUT	SCHNEIDER	ABE-7P16T330	.
15	RELAY TELEFAST BLOCK INPUT	SCHNEIDER	ABE-7P16F310	.
14	UPS	LIEBERT	GXT3	1500VA, 1350W
13	24VDC SUPPLY	.	.	.
12	PLC RACK & MODULES	.	.	REFER TO DETAIL 3
11	TERMINAL BLOCKS	SEE SPEC	SEE SPEC	.
10	FLUORESCENT LIGHT WITH DOOR SWITCH	HOFFMAN	ALF16D24R	.
9	CONVENIENCE RECEPTACLE	HUBBEL	5262	.
8	FOLDING SHELF	HOFFMAN	AASHLF1818	.
7	LARGE DATA POCKET	HOFFMAN	ADP2	.
6	15"x23"W WINDOW KIT	HOFFMAN	APWK2315NF	.
5	4" DUCT	.	.	.
4	3" DUCT	.	.	.
3	2" DUCT	.	.	.
2	60"x68"W BACK PANEL FOR ENCLOSURE	HOFFMAN	A72P72F1	.
1	72"x72"x24"D NEMA 4X TWO-DOOR ENCLOSURE	HOFFMAN	.	.
TAG	DESCRIPTION	MANUFACTURER	MODEL No.	COMMENTS

DEVICE SCHEDULE

2 DEVICE SCHEDULE  
SCALE: N.T.S.



3 PLC RACK ARRANGEMENT  
SCALE: N.T.S.



NO.	ISSUED FOR TENDER	DATE	BY
00	ISSUED FOR TENDER	2010-12-21	REW
01	REVISIONS	DATE	BY

**ALLIANCE**  
Engineering Services Inc.

DESIGNED BY: DDW      CHECKED BY: REW  
 DRAWN BY: MMP      APPROVED BY: REW

HDR. SCALE: N.T.S.  
 VERTICAL: N.T.S.

RELEASED FOR CONSTRUCTION  
 DATE: 2010 07 15

ENGINEER'S SEAL  
 R.E. WILLMS  
 Member 3833  
 REGISTERED PROFESSIONAL ENGINEER

TENDER No. PE2.9  
 FILENAME: 1-0103P-E0008-001-Rev 00.dwg  
 PLOT DATE: 2010/12/16

**THE CITY OF WINNIPEG**  
WATER AND WASTE DEPARTMENT

2010 HVAC REPLACEMENT AND ASSOCIATED WORKS  
**WEWPC**

AREA P - PRIMARY CLARIFIERS 1 & 2  
 PLC PANEL ARRANGEMENT

SHEET 1 OF 1  
 CITY DRAWING NUMBER  
 1-0103P-E0008-001