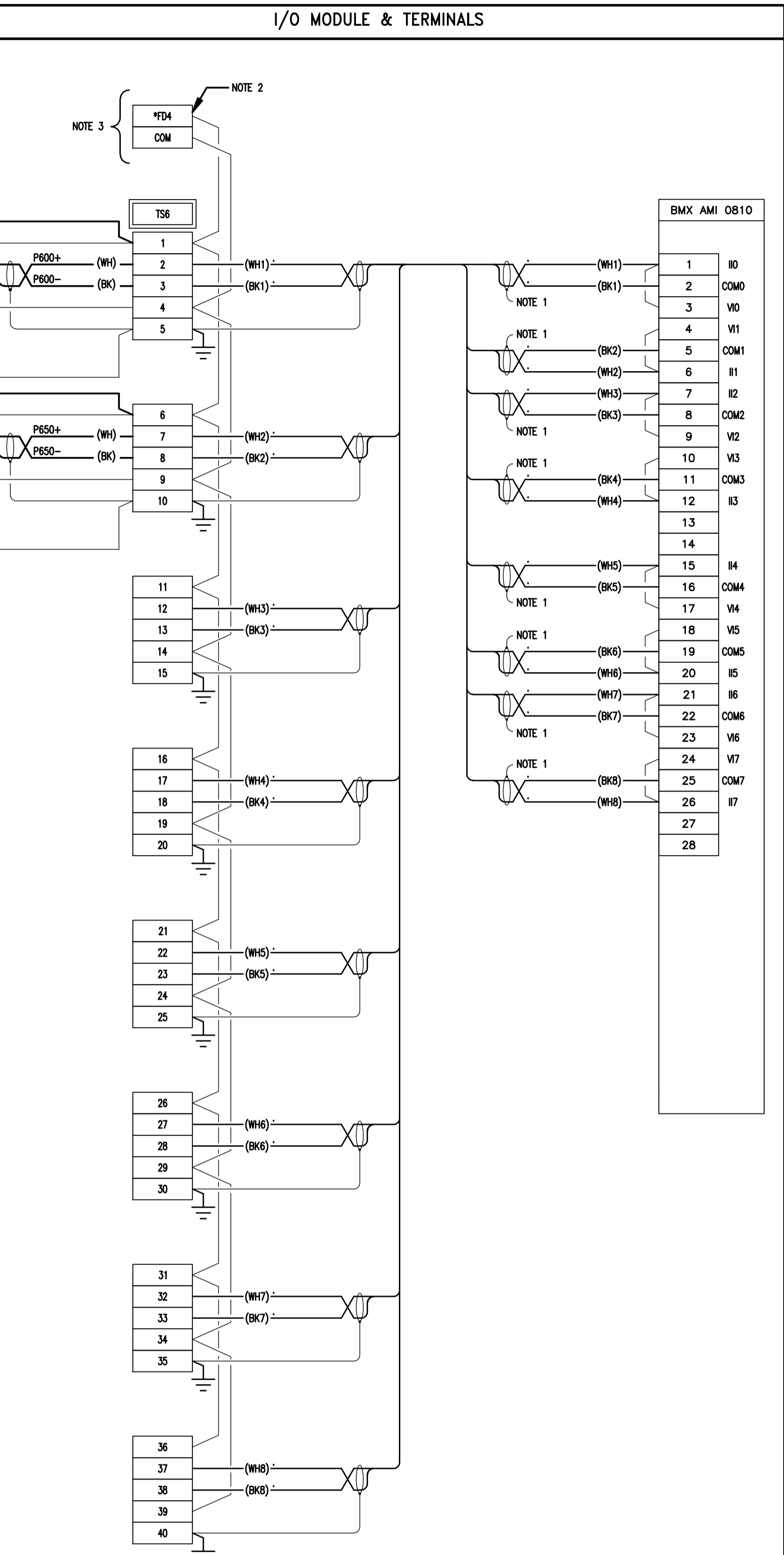
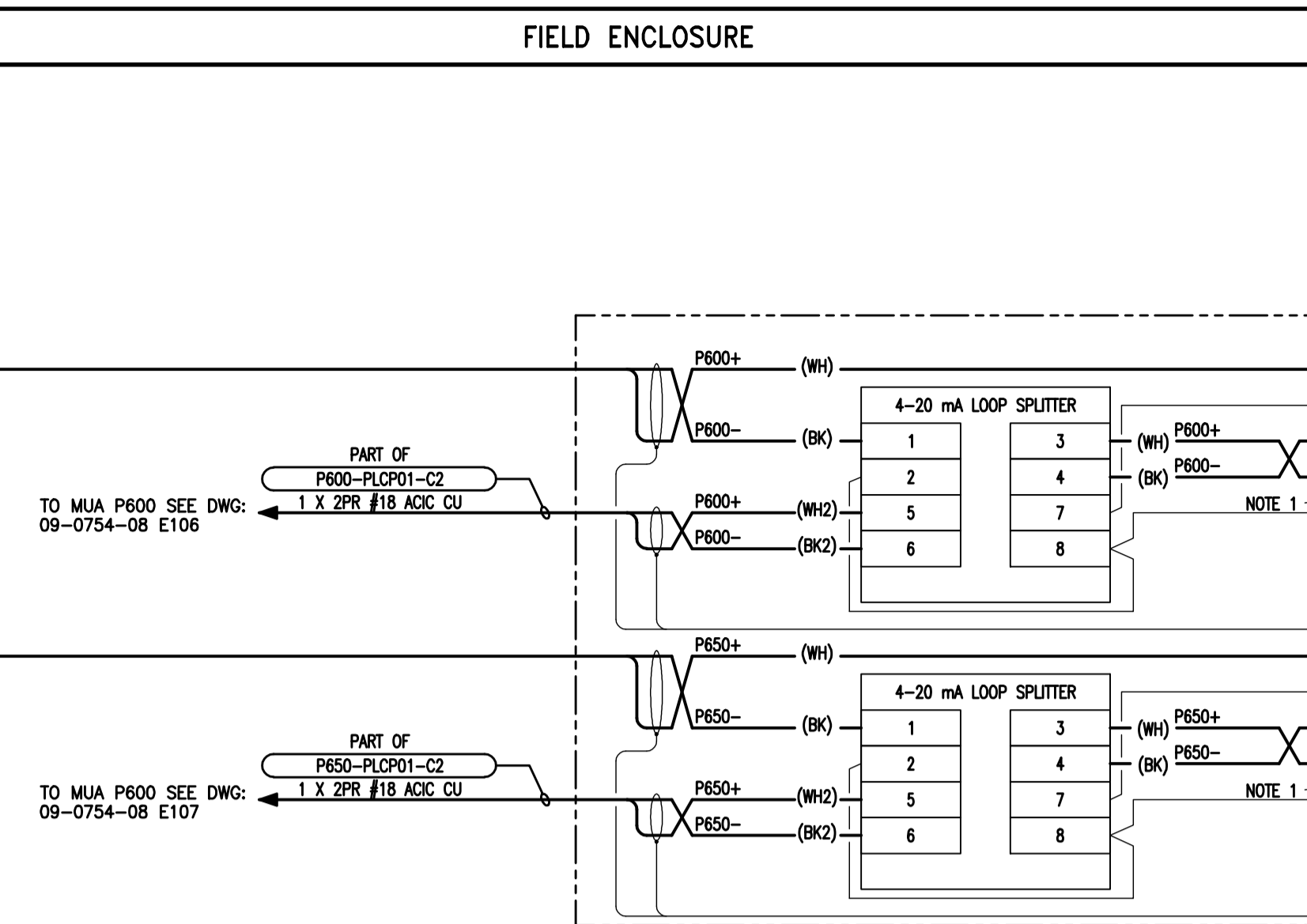
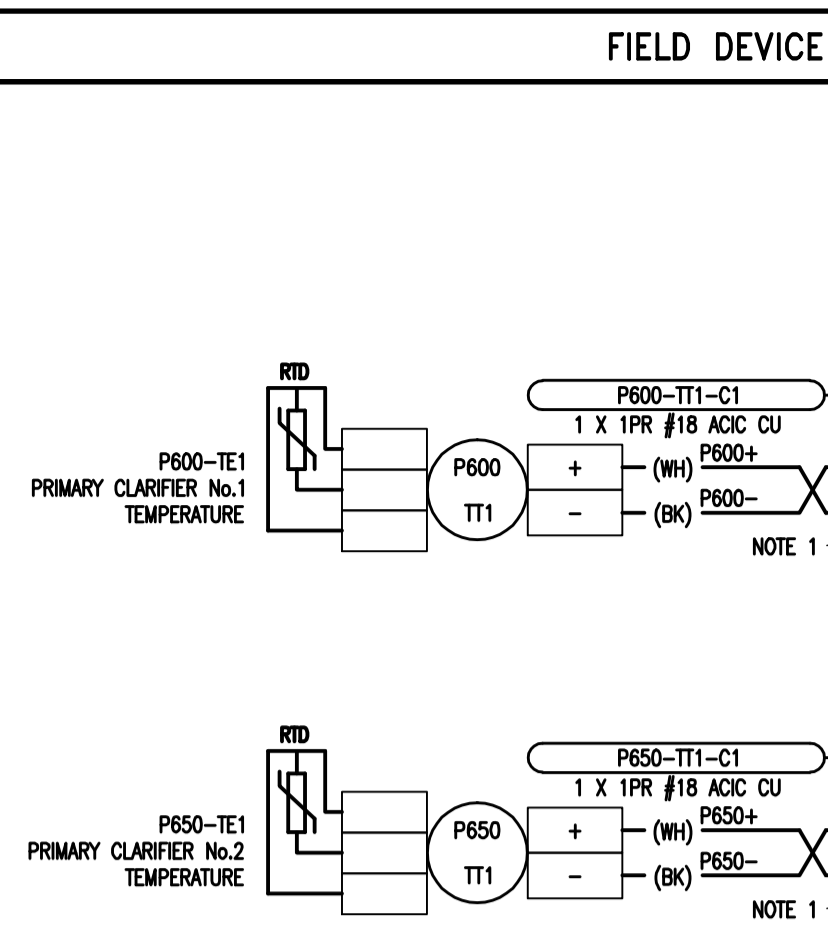
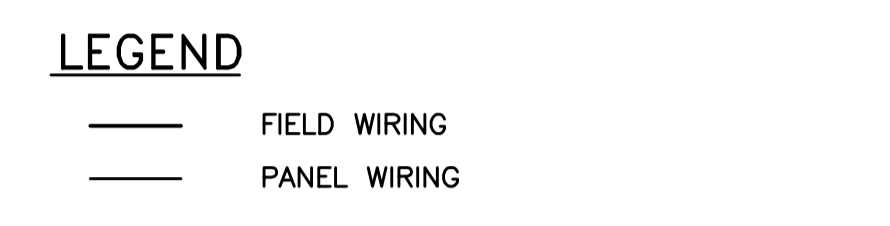


File Name: P:\Projects\2009\09-0754-08\Doc.Control\ToBeIssued\DWG\ELECTRICAL\1-0103P-A0014-001-Rev 00.dwg - Tab. 1-0103P-A0014-001 Plotted By: G.Nelson 12/16/2010 [Thu 5:00pm]



- NOTES:**
1. TAPE BACK AND ISOLATE SHIELD AT THIS END ONLY.
  2. ASTERISK DENOTES FUSED DISCONNECT TERMINAL.
  3. REFER TO DWG 1-0103P-E0009-001 FOR DETAILS ON POWER SUPPLY.



**APEGN**  
Certificate of Authorization  
KGS Group  
No. 245 Date: 2010/12/21

**KGS GROUP**  
CONSULTING ENGINEERS

B.M. ELEV.	N/A	FIELD BOOK #	
POSTED TO LBIS			
NO.	ISSUED FOR TENDER	2010-12-21	REW
NO.	REVISIONS	DATE	BY

**ALLIANCE**  
Engineering Services Inc.

DESIGNED BY DDW BY REW  
DRAWN BY GCN APPROVED BY REW  
HDR. SCALE N.T.S. RELEASED FOR CONSTRUCTION  
VERTICAL N.T.S.  
DATE 2010-03-17 DATE

ENGINEER'S SEAL  
**R.E. WILLMS**  
Member 3833  
TENDER No. PI25  
FILENAME 1-0103P-A0014-001-Rev  
PLDT DATE: 2010/12/16

**THE CITY OF WINNIPEG**  
WATER AND WASTE DEPARTMENT  
2010 HVAC REPLACEMENT AND ASSOCIATED WORKS  
**WEWPCC**  
AREA P-PRIMARY CLARIFIERS 1 & 2  
SECT 6 ANALOG INPUT LOOP DRAWING

SHEET 1 OF 1  
CITY DRAWING NUMBER  
1-0103P-A0014-001