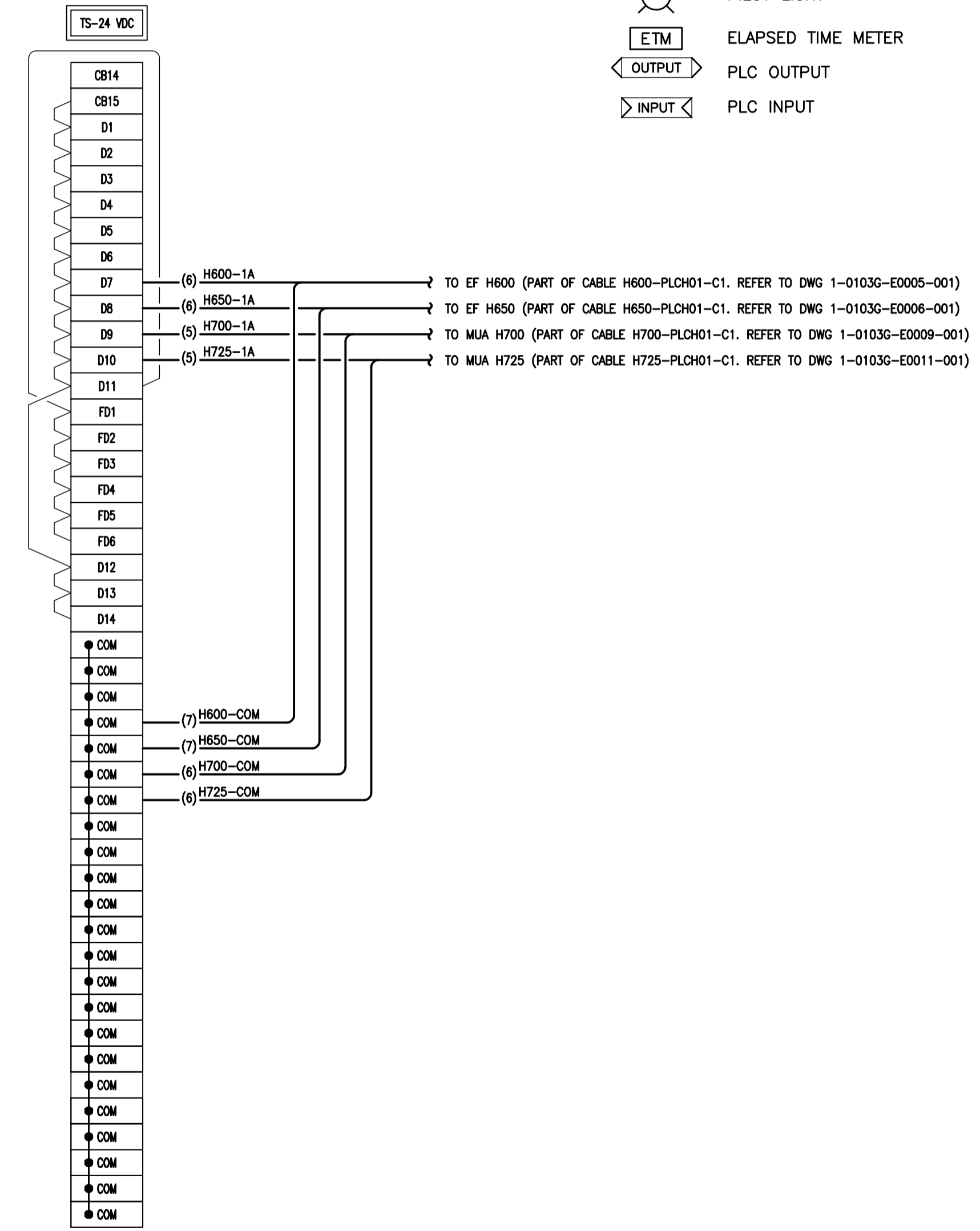
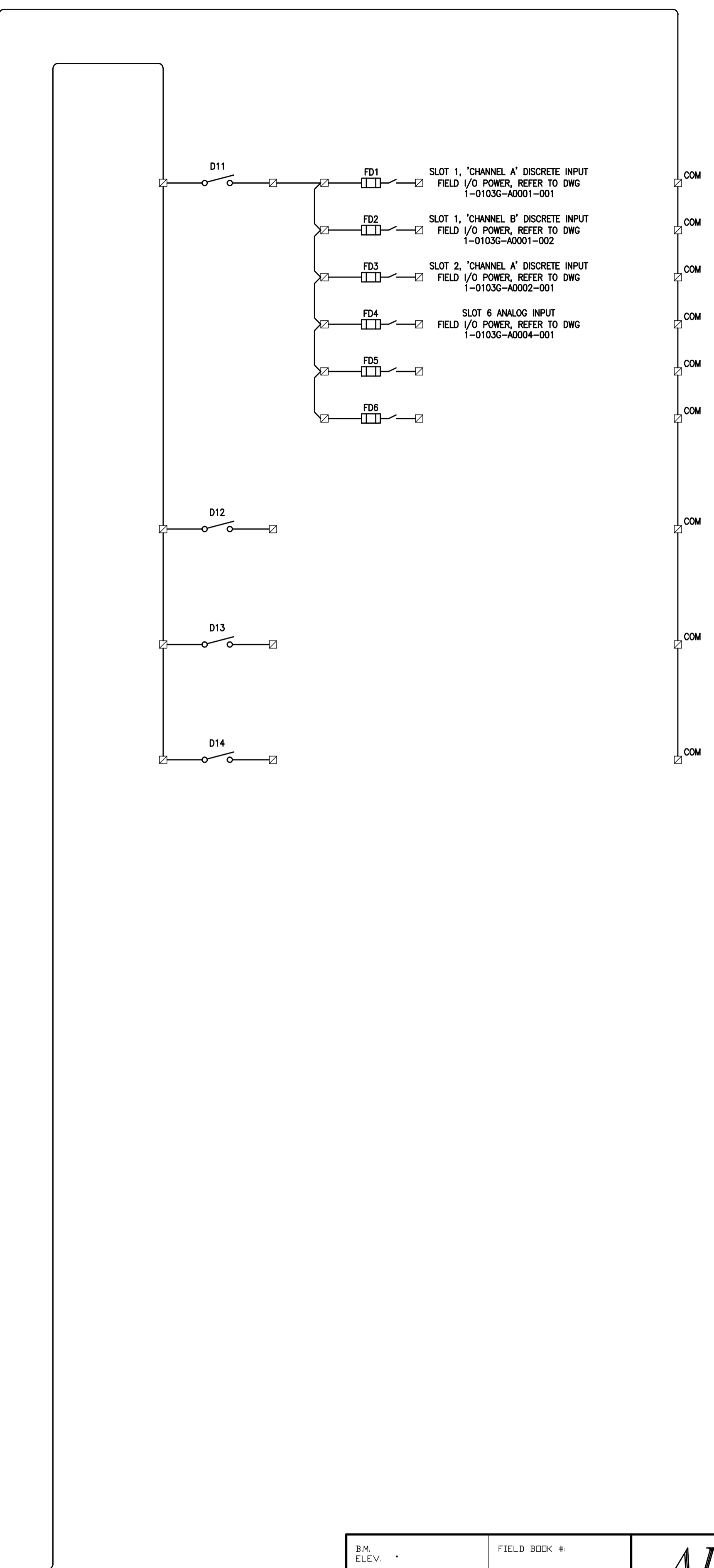
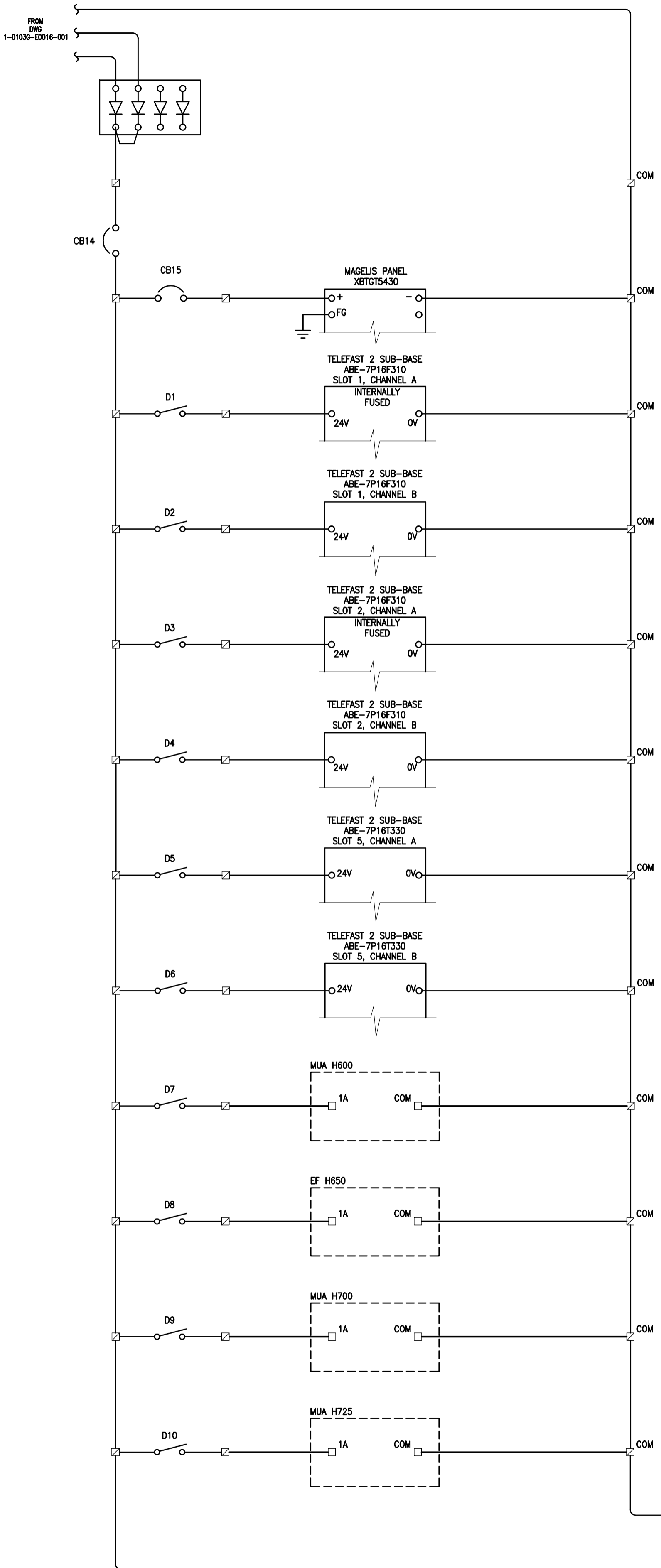


File Name: P:\Projects\2009\09-0754-08\Dwg\Elec\1-0103G-E0016-002.dwg - Tab: 1-0103G-E0016-002.dwg - Wed 9:53am



- NOTES:**
1. DOOR MOUNTED LIMIT SWITCH TO ACTIVATE LIGHT WHEN PANEL DOOR IS OPENED.
  2. POWER SUPPLY SELECTION SWITCH SHALL BE MOUNTED TO THE INTERIOR OF THE PLC PANEL.
  3. CIRCUIT BREAKERS SHALL BE WEIDMULLER CB4200 SERIES CIRCUIT BREAKERS OR APPROVED EQUAL, IN ACCORDANCE WITH B6.

- LEGEND**
- DEVICE TERMINALS
  - ▣ PLC TERMINALS
  - FIELD WIRING
  - PANEL WIRING
  - ( ) CONDUCTOR IDENTIFICATION
  - WIRE CONNECTION
  - PILOT LIGHT
  - ETM ELAPSED TIME METER
  - ◁ OUTPUT ▷ PLC OUTPUT
  - ▷ INPUT ◁ PLC INPUT

**APEGN**  
Certificate of Authorization  
KGS Group  
No. 245 Date: 2010/12/21

**KGS GROUP**  
CONSULTING ENGINEERS

|                      |                           |
|----------------------|---------------------------|
| B.M. ELEV.           | FIELD BOOK #:             |
| POSTED TO LBIS       |                           |
| DESIGNED BY: REW/DDW | CHECKED BY: REW           |
| DRAWN BY: MMP        | APPROVED BY: REW          |
| HDR. SCALE: N.T.S.   | RELEASED FOR CONSTRUCTION |
| VERTICAL: N.T.S.     |                           |
| 00 ISSUED FOR TENDER | 2010-12-21 REW            |
| NO. REVISIONS        | DATE BY DATE              |
|                      | 2010 07 02                |

**ALLIANCE**  
Engineering Services Inc.

DESIGNED BY: REW/DDW  
DRAWN BY: MMP  
HDR. SCALE: N.T.S.  
VERTICAL: N.T.S.

CHECKED BY: REW  
APPROVED BY: REW  
RELEASED FOR CONSTRUCTION

2010 07 02

ENGINEER'S SEAL

**R.E. WILLMS**  
Member 3833

TENDER No. HE2.18  
FILENAME: 1-0103G-E0016-002.dwg  
PLDT DATE: 2010/12/22

**THE CITY OF WINNIPEG**  
WATER AND WASTE DEPARTMENT

2010 HVAC REPLACEMENT AND ASSOCIATED WORKS  
**WEWPC**  
AREA H - HEADWORKS  
PLC PANEL POWER SCHEMATIC

SHEET 2 OF 2  
CITY DRAWING NUMBER  
1-0103G-E0016-002