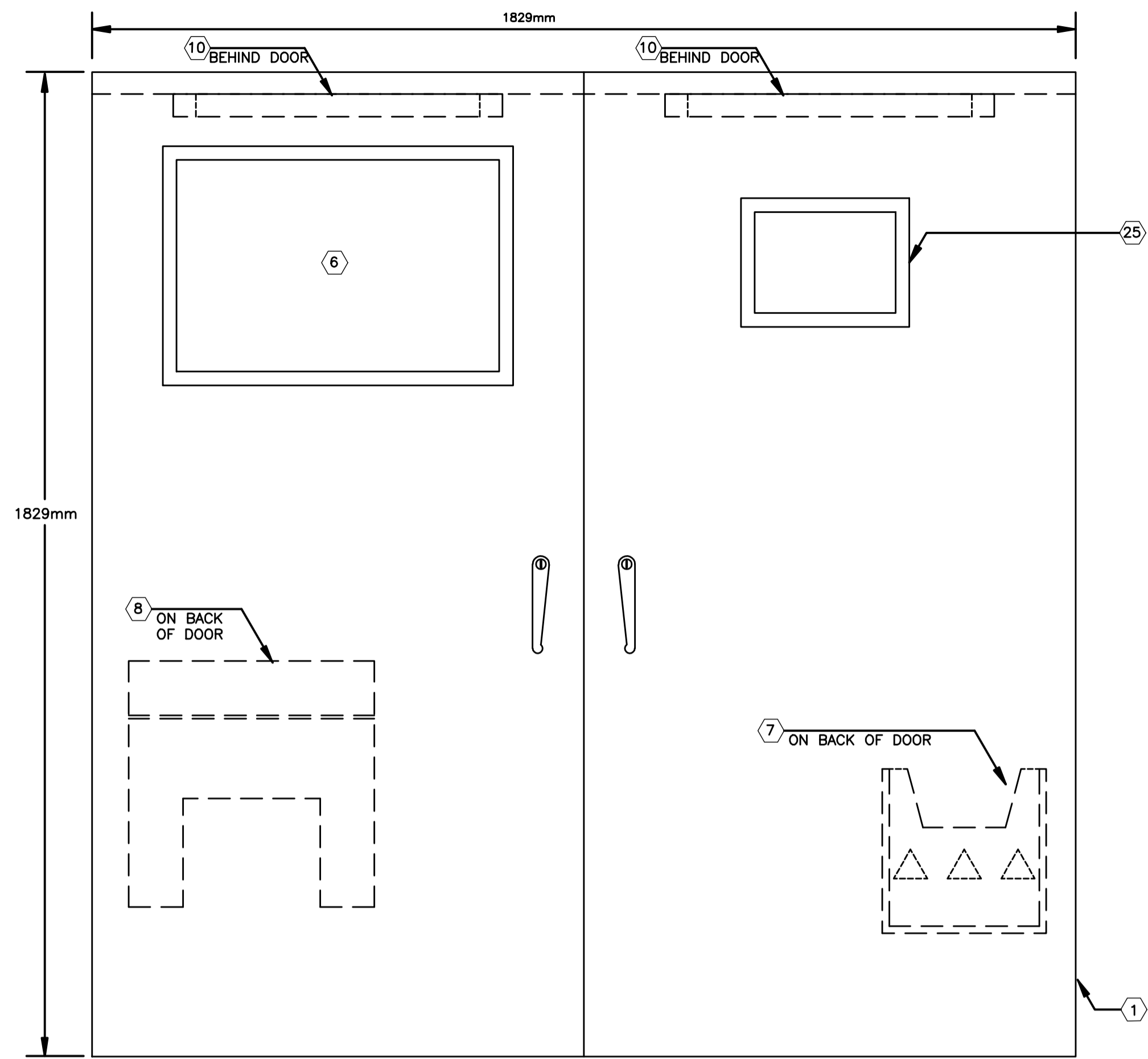
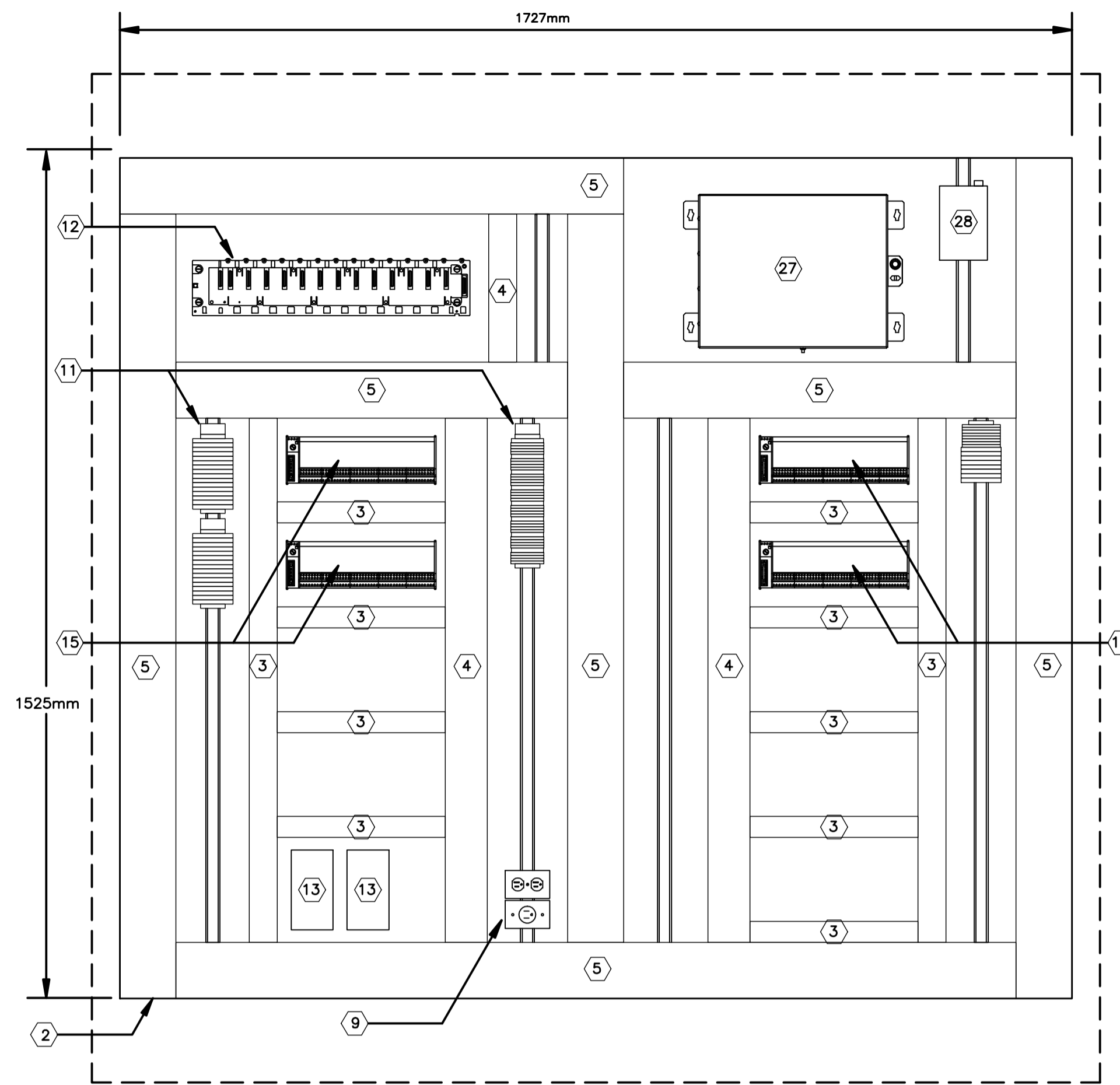


File Name: P:\Projects\2009\09-0754-08_DocControl\ToBeIssued\DWG\ELECTRICAL\1-0103G-E0015-001-Rev 00.dwg - Tab: 1-0103G-E0015-001 Plotted By: G.Nelson 12/16/2010 [Thu 5:08pm] CW-9-M564-1



FRONT VIEW



INSIDE VIEW

NOTES:

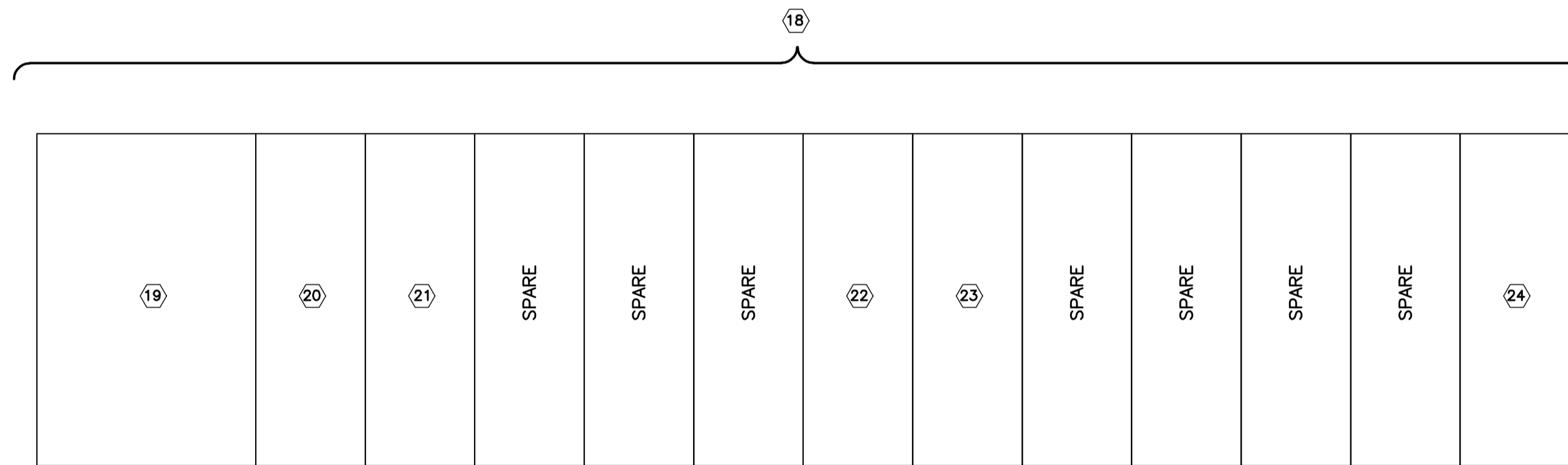
1. ALL LAMACOID TO BE WHITE WITH BLACK LETTERING.
2. FIBER PATCH PANEL SHALL BE COMPLETE WITH SPLICE TRAY HOLDER KIT (PART NO. ICH-SPLC-2) AND TWO 6 DUPLEX LC ADAPTER PANELS (PART NO. CN-CCH-CP12-A8).
3. ETHERNET SWITCH SHALL BE COMPLETE WITH TWO 1G-PORT GIGABYTE ETHERNET SFP MODULES SUITABLE FOR 62.5/125 um MULTIMODE FIBER OPTIC CABLE (PART NO.SFP-SX).

1 CONTROL PANEL
SCALE: N.T.S.


TAG	DESCRIPTION	MANUFACTURER	MODEL No.	COMMENTS
(28)	MANAGED ETHERNET SWITCH	MOXA	EDS-G509	NOTE 3
(27)	FIBER PATCH PANEL	CORNING	ICH-02P	NOTE 2
(26)	SELECTOR SWITCH	SQUARED	9001 SERIES	.
(25)	10.4" SVGA MAGELIS TERMINAL	SCHNEIDER	XBGT5430	.
(24)	4 POINT ANALOG OUTPUT	SCHNEIDER	BMX AMO 0410	.
(23)	8 POINT ANALOG INPUT	SCHNEIDER	BMX AMI 0810	.
(22)	32 POINT ANALOG OUTPUT	SCHNEIDER	BMX DDO 3202K	.
(21)	32 POINT DISCRETE INPUT	SCHNEIDER	BMX DDI 3202K	.
(20)	PLC PROCESSOR	SCHNEIDER	BMX P34 2020	.
(19)	PLC POWER SUPPLY	SCHNEIDER	BMX CPS	.
(18)	12 SLOT BACKPLANE	SCHNEIDER	BMX XBP 1200	.
(17)
(16)	RELAY TELEFAST BLOCK OUTPUT	SCHNEIDER	ABE-7P16T330	.
(15)	RELAY TELEFAST BLOCK INPUT	SCHNEIDER	ABE-7P16F310	.
(14)	UPS	LIEBERT	GXT3	1500VA, 1350W
(13)	24VDC SUPPLY	.	.	.
(12)	PLC RACK & MODULES	.	.	REFER TO DETAIL 3
(11)	TERMINAL BLOCKS	SEE SPEC	SEE SPEC	.
(10)	FLUORESCENT LIGHT WITH DOOR SWITCH	HOFFMAN	ALF16D24R	.
(9)	CONVENIENCE RECEPTACLE	HUBBEL	5262	.
(8)	FOLDING SHELF	HOFFMAN	AASHLF1818	.
(7)	LARGE DATA POCKET	HOFFMAN	ADP2	.
(6)	15"x23"W WINDOW KIT	HOFFMAN	APWK2315NF	.
(5)	4" DUCT	.	.	.
(4)	3" DUCT	.	.	.
(3)	2" DUCT	.	.	.
(2)	60"x68"W BACK PANEL FOR ENCLOSURE	HOFFMAN	A72P72F1	.
(1)	72"x72"Wx24"D NEMA 12 TWO-DOOR ENCLOSURE	HOFFMAN	A727224FSD	.
TAG	DESCRIPTION	MANUFACTURER	MODEL No.	COMMENTS

DEVICE SCHEDULE

2 DEVICE SCHEDULE
SCALE: N.T.S.



3 PLC RACK ARRANGEMENT
SCALE: N.T.S.



NO.	ISSUED FOR TENDER	DATE	BY
00	ISSUED FOR TENDER	2010-12-21	REW
NO.	REVISIONS	DATE	BY

ALLIANCE
Engineering Services Inc.

DESIGNED BY: DDW CHECKED BY: REW
 DRAWN BY: MMP APPROVED BY: REW

HDR. SCALE: N.T.S. RELEASED FOR CONSTRUCTION
 VERTICAL: N.T.S.

DATE: 2010 07 15

ENGINEER'S SEAL

TENDER No. HE2.16
 FILENAME: 1-0103G-E0015-001-Rev 00.dwg
 PLOT DATE: 2010/12/16

THE CITY OF WINNIPEG
WATER AND WASTE DEPARTMENT

2010 HVAC REPLACEMENT AND ASSOCIATED WORKS
WEWPC
 AREA H - HEADWORKS
 PLC PANEL ARRANGEMENT

SHEET 1 OF 1
 CITY DRAWING NUMBER
 1-0103G-E0015-001