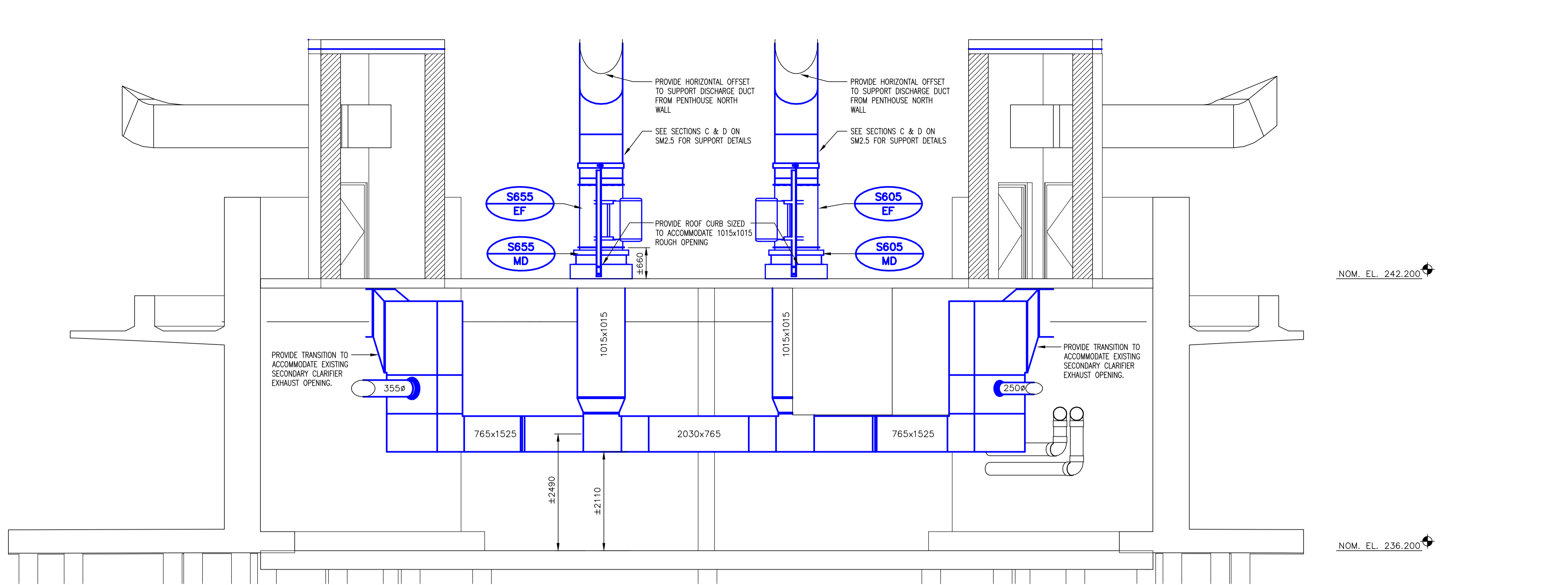
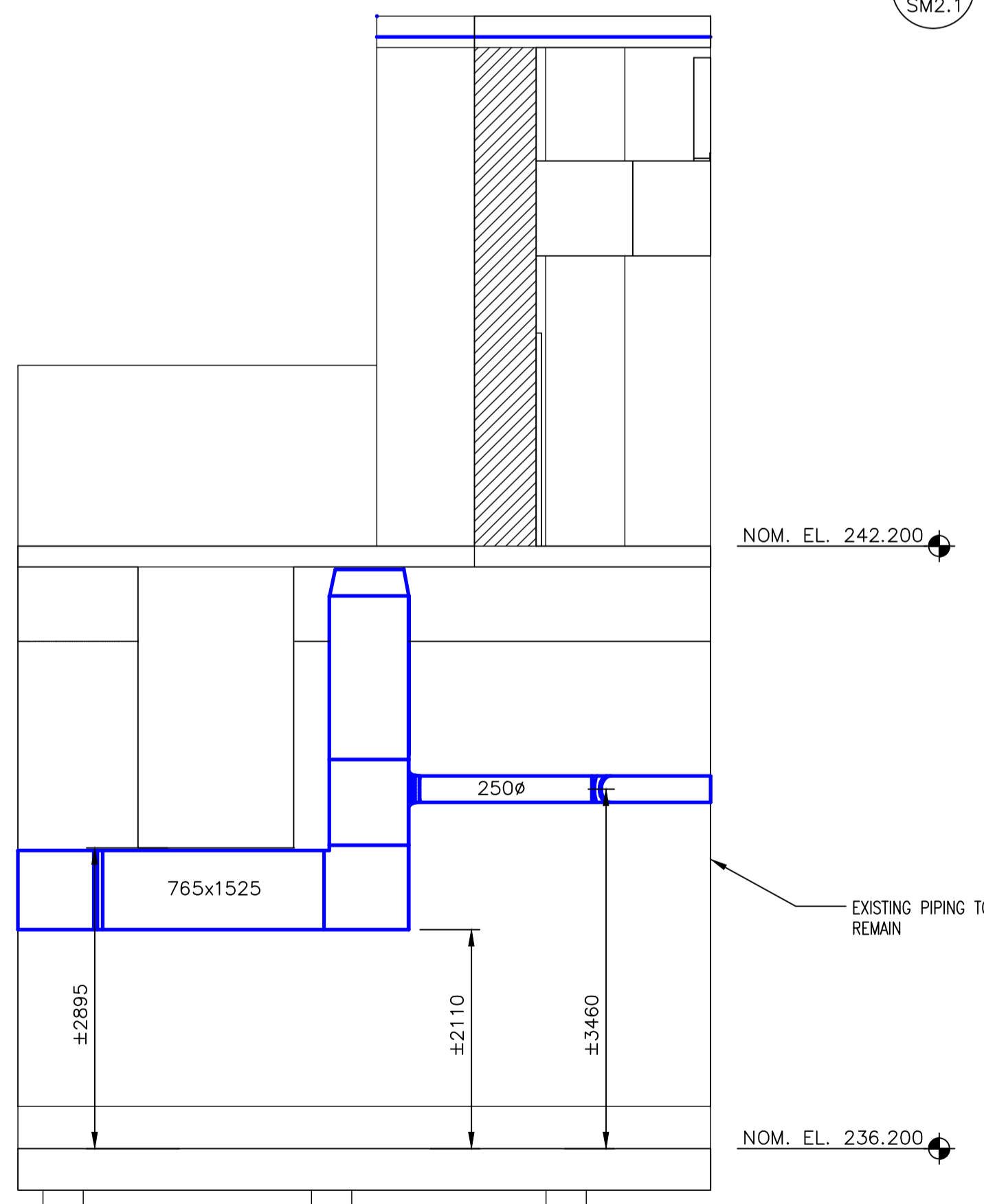


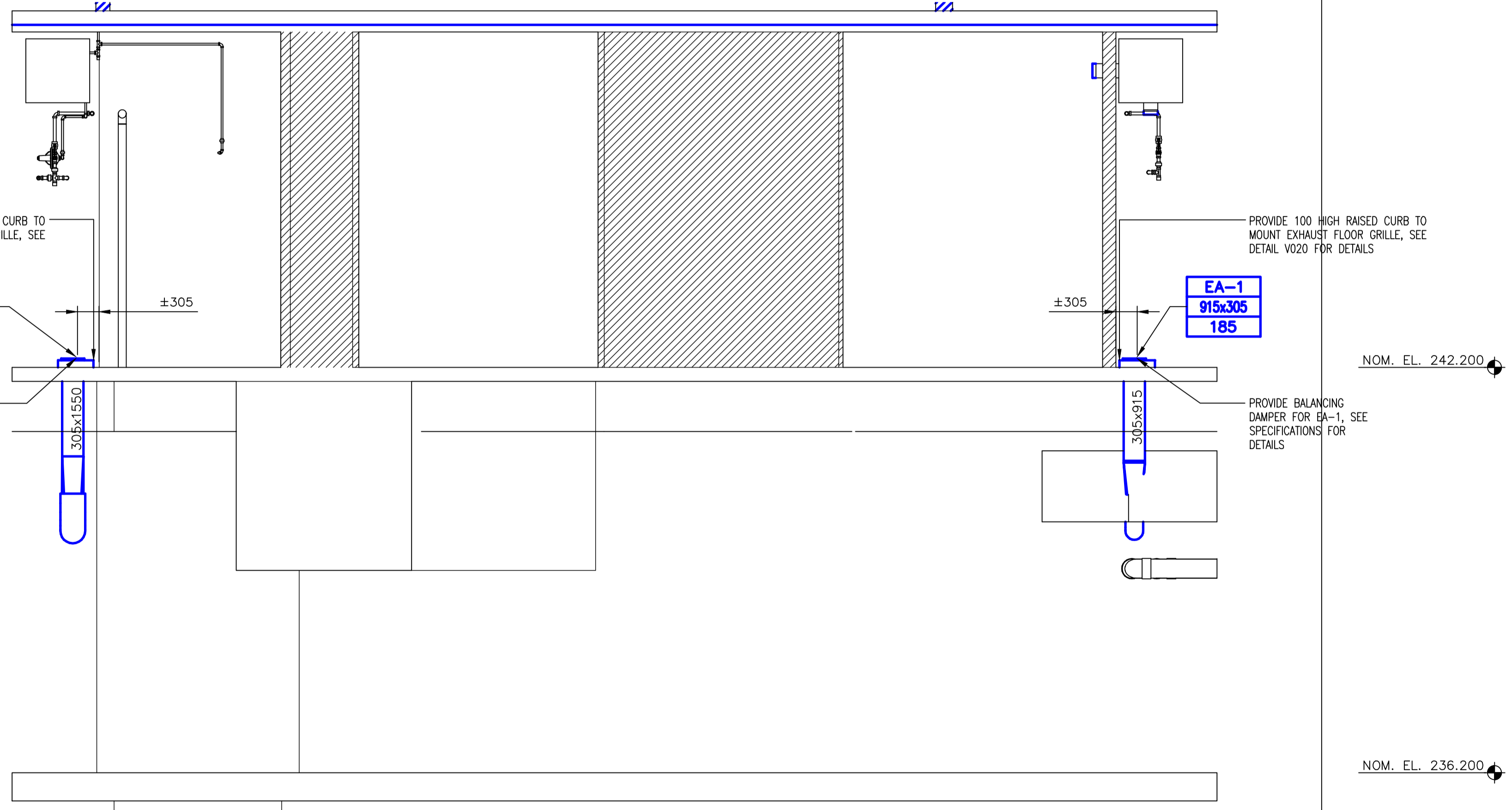
KEY PLAN



A SECTION
SM2.1 SCALE 1:50



B SECTION
SM2.1 SCALE 1:50



C SECTION
SM2.1 SCALE 1:50

- GENERAL NOTES**
- PERFORM ALL WORK IN ACCORDANCE WITH ALL APPLICABLE CODES, STANDARDS AND PROVINCIAL MECHANICAL ENGINEERING & INSPECTIONS BRANCH REQUIREMENTS.
 - COORDINATE WORKS WITH OTHER SUB-TRADES. REFER TO SPECIFIC DETAILS FOR CUTTING AND SEALING PENETRATIONS THROUGH OPENINGS & FIRE SEPARATIONS.
 - REFER TO TECHNICAL SPECIFICATIONS FOR EQUIPMENT AND MATERIAL SPECIFICATIONS AND INSTALLATION CONSTRUCTION AND PHASING REQUIREMENTS.
 - INSULATE DUCTWORK WHERE INDICATED AND SPECIFIED.
 - SUPPORT ALL DUCTWORK TO MEET CODE REQUIREMENTS & ESTABLISHED INDUSTRY TRADE PRACTICES, (SMACNA, ASHRAE).
 - INVESTIGATE SITE PRIOR TO CONSTRUCTION TO CONFIRM ALL DIMENSIONS AND INSTALLATION REQ'S.
 - PERFORM ALL CUTTING & PATCHING NECESSARY FOR ANY REQUIRED OPENINGS.
 - PROVIDE TAB TO ENSURE AIR DISTRIBUTION TO VOLUMES INDICATED.
 - NOT ALL EQUIPMENT/PIPING, ETC. IS SHOWN.



B.M. ELEV.	FIELD BOOK #:
POSTED TO LBIS	
DESIGNED BY IU	CHECKED BY
DRAWN BY IU	APPROVED BY AG
HOR. SCALE 1:50	RELEASED FOR CONSTRUCTION
VERTICAL 1:50	
00 ISSUED FOR TENDER 2010-12-21 AFG	
NO. REVISIONS DATE BY	DATE 2010-02-23 DATE

ALLIANCE
Engineering Services Inc.

ENGINEER'S SEAL
A.F.G. GOSSSEN
PROFESSIONAL ENGINEER

CONSULTANT DRAWING NO. SM2.2

THE CITY OF WINNIPEG
WATER AND WASTE DEPARTMENT

2010 HVAC REPLACEMENT AND ASSOCIATED WORKS
WEWPCC
AREA S - SECONDARY CLARIFIERS 1 & 2
PUMP ROOM - NEW SECTIONS

SHEET 1 OF 1
CITY DRAWING NUMBER
1-0103S-M0015-001