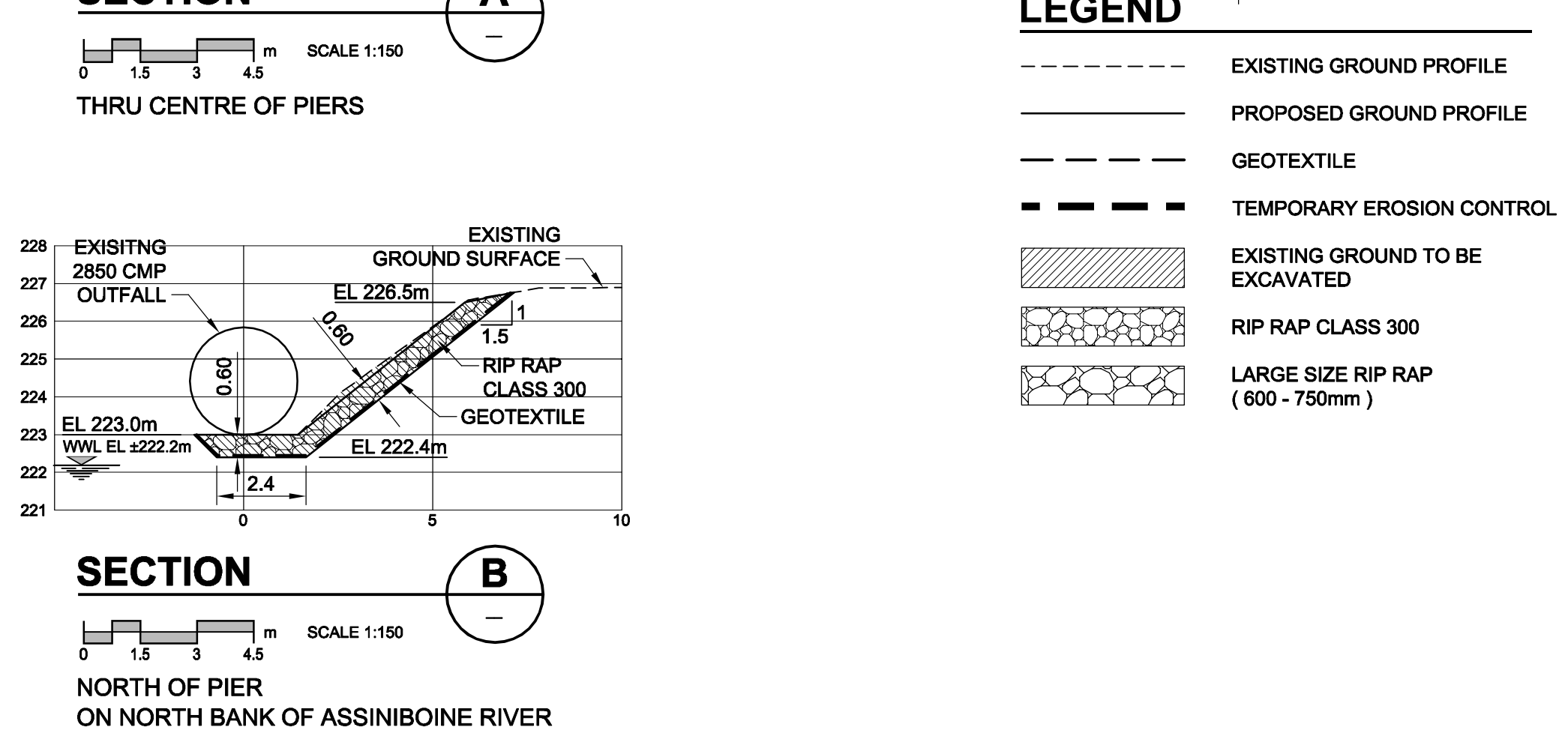
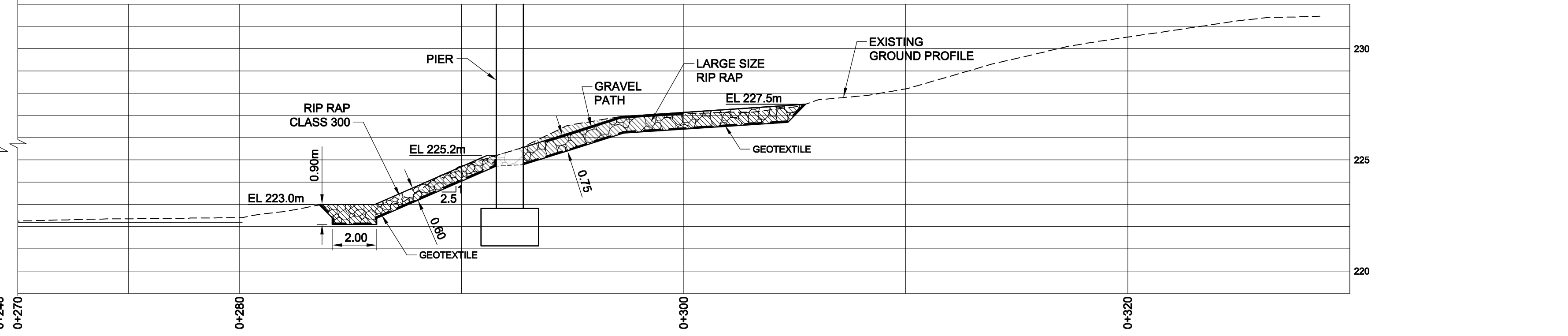
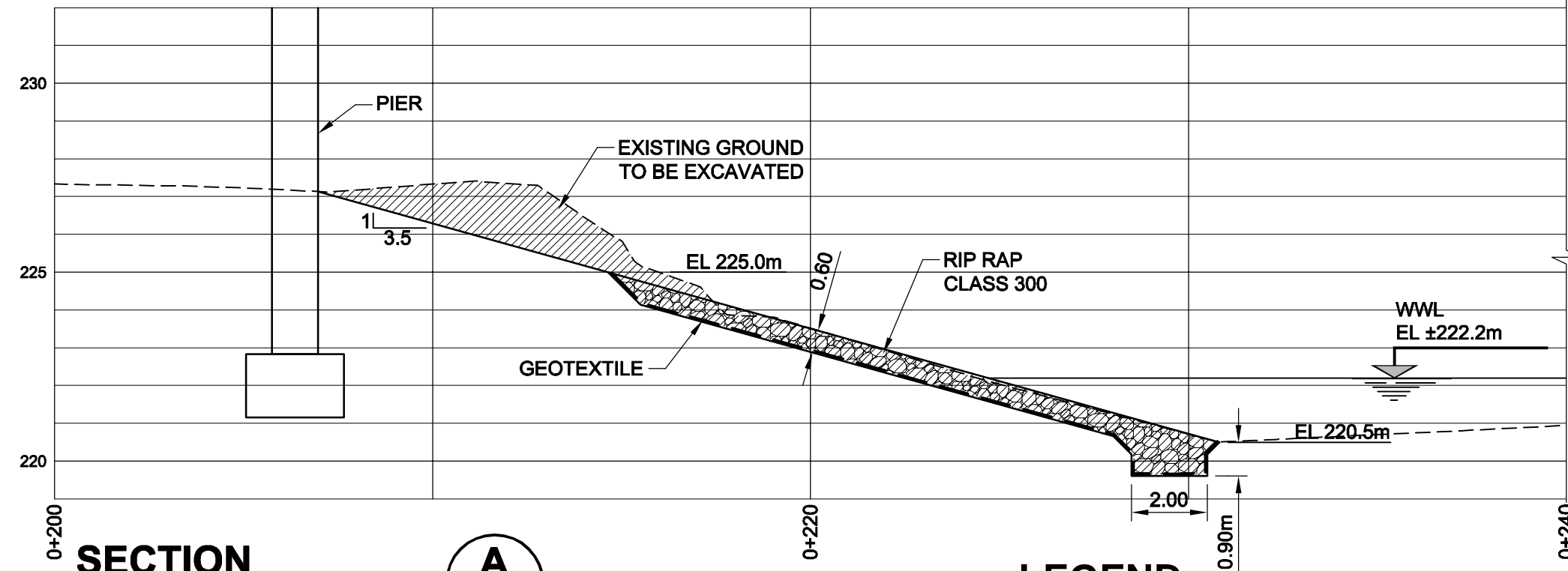
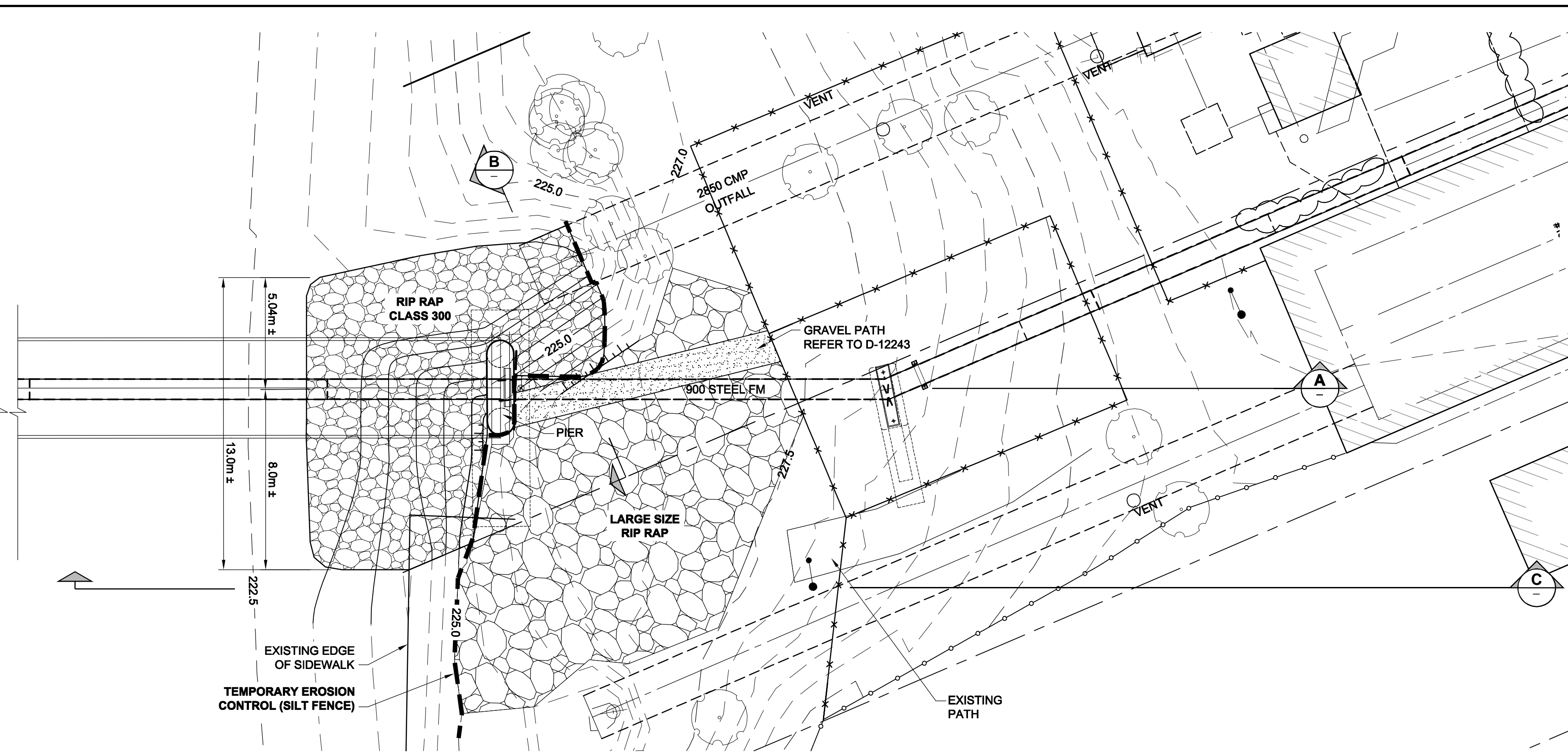
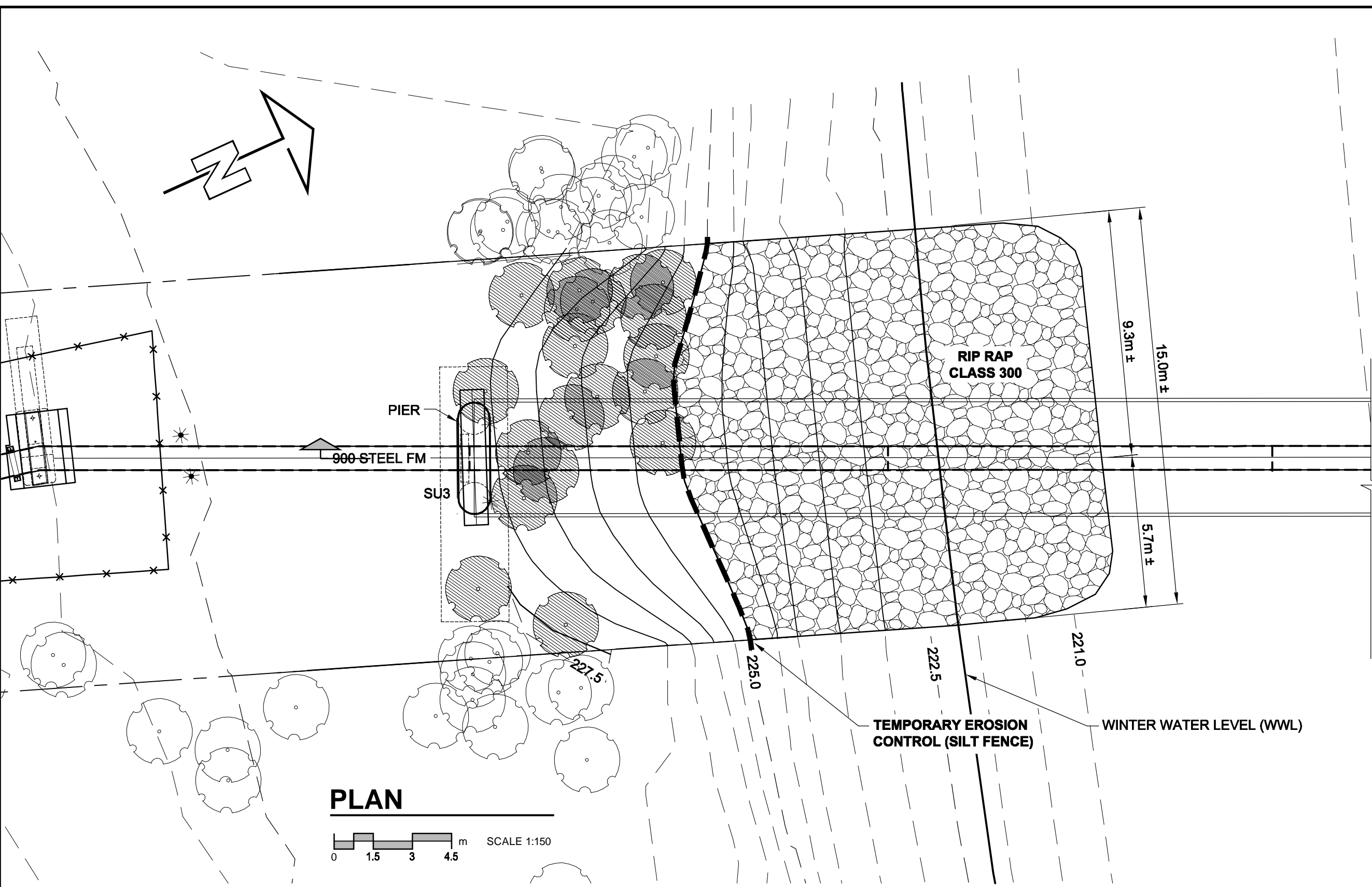


D SIZE 22" x 34" (559mm x 864mm)

PLOT: 11/05/11 10:18:45 AM

AECOM REVIEW DRFT CHK WJD
 AECOM FILE NAME: D265-230-02_01-B-1002_RX.dwg Saved By:
 REVISION:



LEGEND

---	EXISTING GROUND PROFILE
---	PROPOSED GROUND PROFILE
---	GEOTEXTILE
---	TEMPORARY EROSION CONTROL
---	EXISTING GROUND TO BE EXCAVATED
---	RIP RAP CLASS 300
---	LARGE SIZE RIP RAP (600 - 750mm)

METRIC
 WHOLE NUMBERS INDICATE MILLIMETRES
 DECIMALIZED NUMBERS INDICATE METRES

150 WM	WATERMAIN	150 WM	150 WM	CURB STOP	150 WM	WATERMAIN	150 WM	LOCATION APPROVED
⊕	HYDRANT	⊕	⊕	REDUCER	⊕	HYDRANT	⊕	UNDERGROUND STRUCTURES
⊕	VALVE	⊕	⊕	COUPLING	⊕	VALVE	⊕	SUPR. U/G STRUCTURES
⊕	LAND DRAINAGE SEWER	⊕	⊕	ANODE	⊕	LAND DRAINAGE SEWER	⊕	DATE
⊕	WASTE WATER SEWER	⊕	⊕	HYDRO	⊕	WASTE WATER SEWER	⊕	COMMITTEE
○	MANHOLE	●	○	MTS	○	PAVEMENT CROWN	○	NOTE:
□	CATCH BASIN	■	○	GAS	○	N/W PROPERTY LINE	○	LOCATION OF UNDERGROUND STRUCTURES
△	CURB INLET	▲	○	TESTHOLE	○	S/E PROPERTY LINE	○	AS SHOWN ARE BASED ON THE BEST
---	CULVERT	---	○	LAMP STANDARD	○	N/W GUTTER	○	INFORMATION AVAILABLE. BUT NO
---	PIPE ABANDONMENTS	---	○	TREE	○	S/E GUTTER	○	GUARANTEE IS GIVEN THAT ALL EXISTING
---	SURVEY BAR	---	○		○		○	UTILITIES ARE SHOWN OR THAT THE GIVEN
---	EXISTING	---	○		○		○	LOCATIONS ARE EXACT. CONFIRMATION OF
---	LEGEND - PLAN	---	○		○		○	EXISTENCE AND EXACT LOCATION OF ALL
			○		○		○	SERVICES MUST BE OBTAINED FROM THE
			○		○		○	INDIVIDUAL UTILITIES BEFORE PROCEEDING
			○		○		○	WITH CONSTRUCTION.

APEGM
 Certificate of Authorization
 AECOM Canada Ltd.
 No. 4671 Date: May 11, 2011

BID OPPORTUNITY NO. 854-2010

THE CITY OF WINNIPEG
 WATER AND WASTE DEPARTMENT

REHABILITATION / REPLACEMENT OF THE MID TOWN FEEDERMAIN AT THE ASSINBOINE RIVER

GEOTECHNICAL EROSION PROTECTION PLAN AND CROSS-SECTIONS

SHEET 15 OF 18
 CITY DRAWING NUMBER
 REV 0
D-12241

AECOM

DESIGNED BY: RB
 CHECKED BY: FK
 DRAWN BY: LJV
 APPROVED BY: AN

HOR. SCALE: 1:100
 VERT. SCALE: NA

RELEASSED FOR CONSTRUCTION
 DATE: May 11/11

PROFESSIONAL'S SEAL
 REVISION '0'
 Issued For Construction
 Sealed By:
 F. S. KHAILIL
 Member 31366
 10-05-2011

CONSULTANT DRAWING NO.
 D265-230-02_01-B-1002_RX.dwg

NO. REVISIONS
 0
 DATE
 11/06/09
 LJV