

SECTION 2
1255 1253, 1254

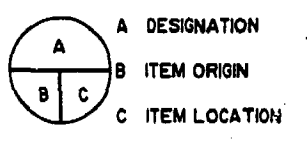
SECTION 1
1255 1253, 1254

SECTION 3
1255 1253, 1254

AS CONSTRUCTED
APPROVED BY: [Signature]
DATE: 1985-03-26

FOR SHOP DRAWING INFORMATION
REFER TO THE SHOP DRAWING
CROSS REFERENCE INDEX


"TO OBTAIN PLANT DATUM SUBTRACT 221.764 METRES"



LEGEND

EXISTING PIPING, VALVES, EQUIPMENT & STRUCTURE

NEW PIPING, VALVES, EQUIPMENT & STRUCTURE



NO.	REVISIONS	DATE	APP.
1	REVISED TO AS CONSTRUCTED		




Underwood McLellan Ltd.
Consulting Engineers and Planners

GORE & STORRIE LIMITED
CONSULTING ENGINEERS

DESIGNED BY: M. MISTRY
DRAWN BY: C.L. S.N.

CHECKED BY: J. CHENG
DATE: JUNE / 85

APPROVED BY: [Signature]
DATE: JUNE / 85



THE CITY OF WINNIPEG

WORKS & OPERATIONS
DIVISION
WATERWORKS, WASTE & DISPOSAL DEPARTMENT

NORTH END WATER POLLUTION CONTROL CENTRE
SLUDGE DIGESTION EXPANSION

DIGESTION GALLERY No. 5
PROCESS
ALTERATIONS - SECTIONS

RELEASED FOR CONSTRUCTION: [Signature]
DATE: 17/6/85

SCALE: AS NOTED
DRAWING NO.: **NEP-1255**